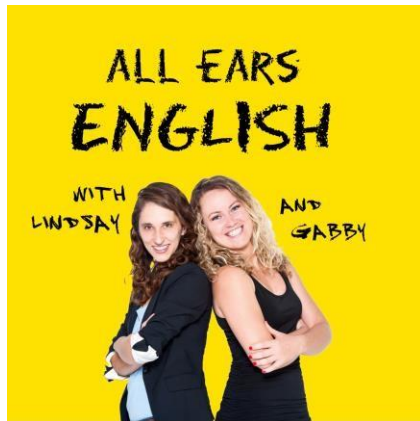


---

## AEE Episode 1: Meet your Teachers



**Lindsay:** This is an All Ears English Podcast, Episode 1: Meet Your Teachers.

**Gabby:** Welcome to the All Ears English Podcast, where you'll finally get real Native English conversations. Now here are your hosts, Lindsay McMahon, the 'English Adventurer' and Gabby Wallace, the 'Language Angel', coming to you from Boston, Massachusetts, USA.

**Gabby:** In today's episode, we are going to naturally introduce ourselves and you'll be able to pick up some phrases that we use in everyday conversation when you want to introduce yourself.

**Gabby:** Hey Lindsay, how (are you) you doin? (doing)

**Lindsay:** Hey Gabby, how are you? I'm doing pretty well.

**Gabby:** Good. Good. Well, I'm excited to have this first episode with you and to be able to introduce ourselves to, to you all, our listeners. Um, so I think the first thing we want to do is just tell you a little bit about ourselves and what we do with (the) English language. So um, Lindsay is a really experienced English language instructor and and expert in culture, but I

wanna (want to) let you talk about yourself a little bit. Tell us more about what you do.

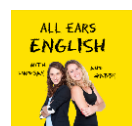
**Lindsay:** Okay, so I teach English. I help my students to feel more comfortable just at work and at school, and I just think it's, you know, it's, it's tough when you come here to the US and all of a sudden, you have to perform, you know, at work and you're under a lot of pressure. So I really try to partner with them and help them to feel more confident. Um, I love it. I love teaching. I love connecting with people. And I love helping people develop themselves. How 'bout (about) you? What do you do Gabby?

**Gabby:** Well, I work with mostly university students or international students who are hoping to become international students. So I help a lot of uh, foreign students or international students who are applying to college and I help them fill out their applications and develop their essays and to improve their English to have that level to be able to enter an undergrad or a graduate program in the US.

**Lindsay:** Awesome.

**Gabby:** That's, that's my main focus and along with that, I help students adjust to life in the US and see, you know, how the education system might be different here, but I actually work in an university and I also work with students outside the university who uh, need some private tutoring or need some help with their school work. So I...

**Lindsay:** Cool. Cool.



**Gabby:** ...I really enjoy it. Yeah.

**Lindsay:** So you help them get ready to kind of move into that academic space and kind of really start moving toward their dreams, right?

**Gabby:** Absolutely. Yeah. I – personally, I feel like education is the key to freedom, so I really wanna (want to) help people just achieve their, their dreams and...

**Lindsay:** For sure.

**Gabby:** ...achieve that freedom.

**Lindsay:** Awesome. Awesome.

**Gabby:** Yeah.

**Lindsay:** And so what do you do on the weekends? I mean you don't work all the time, do you?

**Gabby:** On the weekends -- I make podcasts with you.

**Lindsay:** Yeah, of course. Aside from that.

**Gabby:** Um, well besides teaching, my passions are to be really active. I like to dance. I like to swim, bike, and I don't like to run, but I'm getting into running...

**Lindsay:** Ah! Interesting.

**Gabby:** ...as an exercise. Yeah.



**Lindsay:** Ah! Cool, cool.

**Gabby:** How 'bout (about) you?

**Lindsay:** I also like to get active. I try to go running in the morning sometimes. Um, I used to do a lot of traveling. These days I'm not traveling so much anymore.

**Gabby:** That's right.

**Lindsay:** You know I wanna – I need to get back out there. I'd love to go to India.

**Gabby:** Oh, wonderful.

**Lindsay:** Someday. I'm not sure when that's gonna (going to) happen.

**Gabby:** Well you have traveled a lot in, in the past and so, I'm sure you'll make it happen in the near future.

**Lindsay:** I hope so. Yes. Where do you wanna (want to) go next?

**Gabby:** I think my next dream trip would be, be somewhere like Turkey.

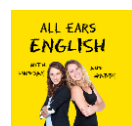
**Lindsay:** Oh interesting.

**Gabby:** Um, or Thailand.

**Lindsay:** Yes, you should definitely go to Thailand.

**Gabby:** A country starting with 'T'.

**Lindsay:** Tanzania, maybe?



**Gabby:** Yes.

**Lindsay:** Okay. All right.

**Gabby:** Yes. So yeah and I love to travel as well. I think it opens your eyes a lot so and that's the good thing about being, uh, in education because working with international students, you can kind of see different cultures and different countries in your classroom. And although you're not traveling, it's just really cool. It's, it's like you're traveling through your students.

**Lindsay:** Yeah, you feel like you're traveling sometimes. I love that. You're always challenged and it's just such a cool field to be in.

**Gabby:** Mm-hm.

**Lindsay:** Yeah.

**Gabby:** Mm-hm. Yeah.

**Lindsay:** All right.

**Gabby:** So cool. So yeah we're both English teachers and we're here making this podcast to help out, uh, you all. You know, our students near and far. So uh, so yeah. That's who we are.

**Lindsay:** Yeah, we're just here to help you start to just get comfortable with real English. We really wanna (want to) help you, you know, to feel that sense of intimacy with the language.

**Gabby:** Mm-hm.



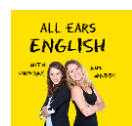
**Lindsay:** So we're here for you.

**Gabby:** Absolutely.

**Lindsay:** All right.

**Gabby:** Okay. Hey guys! Before we finish this episode, I have a really special gift for you to announce. If you are interested in learning ten ways how you can learn English with podcasts, we have made a special e-book for you and you can get it for free. Just go to our website, [www.allearsenglish.com/free](http://www.allearsenglish.com/free) and you can download that e-book and you can learn ten ways to improve your English online with a podcast. It's pretty awesome, so go check it out.

**Lindsay:** Thanks for listening to the All Ears English Podcast. We're here to help you learn English and you can help us by leaving a five star review on iTunes. See you next time!



---

## AEE Episode 2: Interviewing in the United States



**Lindsay:** This is an All Ears English Podcast, Episode 2: Teaching Tuesday.

**Gabby:** Welcome to the All Ears English Podcast, where you'll finally get real Native English conversation. Now here are your hosts, Lindsay McMahon, the 'English Adventurer' and Gabby Wallace, the 'Language Angel' coming to you from Boston Massachusetts, USA.

**Lindsay:** Okay. So here we are. In today's episode, you're going to learn how to answer the most common interview question in the US.



**Gabby:** And more.

**Gabby:** Hey guys. In this episode, we are going to break down some phrases and some different parts of our conversation from our 'Meeting Monday', our last episode, [Episode 1](#). And so you can always go back and listen to that conversation and hear how we used these phrases. Um, but Lindsay has a couple of great phrases for us. And, and these will help you understand conversation, but also, you know, to, to talk to create your own conversations. So, so Lindsay, what are your, your two, two, uh, phrases for us?

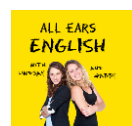
**Lindsay:** Okay. So the first phrase that we have, this is a phrasal verb, which I know can be tricky for students sometimes. And this expression is 'to fill out something', right? To fill out an application. Right?

**Gabby:** Yeah.

**Lindsay:** When would you use this?

**Gabby:** Yeah, I think that's the most common use, is to fill out an application. And really, whenever we need to use an application -- I mean that even sounds funny to say 'use an application' -- we, we don't use any other verb. I mean you always fill out, uh, an application, unless you're, you're creating an application, if you're on the other side of things.

**Lindsay:** Right. Right. But anytime you're -- like if you're going in for a job interview. Right. You're gonna (going to) sit down and the person -- you're gonna (going to) say "I'm here for the interview," and the person's gonna (going to) say, "Please fill out this application."





**Gabby:** Right.

**Lindsay:** Every time.

**Gabby:** You might fill out an application by hand, using a pen. You might fill out an application online using a computer.

**Lindsay:** Right.

**Gabby:** Uh, but it's a really important phrasal verb to know for those contacts that you mentioned...

**Lindsay:** Yeah.

**Gabby:** ...for school and for work.

**Lindsay:** Definitely. So remember that one. Okay. Great. So the next one is 'the key', right? So we said that education – Gabby said that she thinks that education is the key to freedom. Right? So what does that mean? What does that mean? Whaddya (what do you) think?

**Gabby:** 'The key' is something that unlocks, uh, an opportunity or a door. Right? You use a key to unlock a door, but it's kind of an analogy the way we're using, um, this, this – it's figurative speech, right? I am allowing an opportunity to happen. I'm, I'm going after an opportunity, so I need education in order to be free.

**Lindsay:** Be free. And another example would be, "I think that hard work is the key to success."



**Gabby:** Ah! Excellent.

**Lindsay:** Right? So that's another example of that. All right. So those are my teachings. How 'bout (about) yours Gabby? Whaddya (what do you) have?

**Gabby:** Yeah. So I have a couple of teachings that are a little different. One is a really important phrase or question actually. Um, and the other one is pronunciation, so let me start with the phrase and it is "Tell us about yourself." So this is a phrase that you'll hear often. When might we hear this phrase? What would you say?

**Lindsay:** Well I would think about an interview again. The interview situation it's so common when you sit down and interview in the US and the person says – the first thing they might say to you is "Tell me about yourself."

**Gabby:** Yeah.

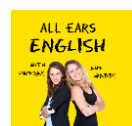
**Lindsay:** Right?

**Gabby:** Totally. And even in casual conversation, like in our conversation, it wasn't an interview, but you know, I, I think I asked you, "Well, tell us about yourself," and that's something that you could hear at a party, you know?

**Lindsay:** Yeah.

**Gabby:** If you're meeting people for the first time.

**Lindsay:** I guess. So yeah. I -- for me, in my mind, it stands out as being a little bit more formal, right?



**Gabby:** Yeah sure.

**Lindsay:** But yeah, sometimes you might hear it at a party or in a conversation like we just had.

**Gabby:** Tell me about yourself. Tell me more.

**Lindsay:** Tell me about yourself.

**Gabby:** So it's a really good idea to plan out your answer, um, and have something ready to say -- more than just your name and what country you're from. You know maybe talking about your interest, or your career. Not too much, but you know, maybe like 30 seconds of something that you want other people to know about you.

**Lindsay:** Yeah, there you go. What else?

**Gabby:** Uh, okay. So we said a couple of times "What... do... you... do?"

**Lindsay:** Did we say it that way?

**Gabby:** No, we didn't.

**Lindsay:** We would be so boring if we said it that way.

**Gabby:** That's really slowed down. So we said it in a natural way because we want you all to hear what native, natural conversation sounds like, and I'm gonna (going to) say it again just the way that we said it and I'm going to pause afterwards so that you can repeat it. 'K (okay)? So get ready. Here we go. Whaddyado?



**Lindsay:** Whaddyado?

**Gabby:** Whaddyado?

**Lindsay:** Whaddyado?

**Gabby:** Yeah, so we use this talking 'bout (about) work. We ask, you know, whaddy (what do you do) do for work and we also asked “Whaddyado?” (what do you do) on the weekend. So this is a super common chunk of English, a phrase that – these words just get stuck together. I mean, we don't, we don't pronounce each word separately, “What... do... you... do?” Never. Never, never, never. So memorize this question as just one chunk – like it almost sounds like one word, “Whaddyado?”

**Lindsay:** Great.

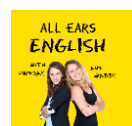
**Gabby:** Woo!

**Lindsay:** Good advice. I like it.

**Gabby:** Great.

**Gabby:** Great. Before we end our second episode. I want to invite you all to our website and you can learn the top ten ways to learn English online with a podcast. These are really practical strategies that you'll learn at [www.allearsenglish.com/free](http://www.allearsenglish.com/free). We'll see you there.

**Lindsay:** Thanks for listening to the All Ears English podcast. We're here to help you learn English and you can help us by leaving a five star review on iTunes. See you next time.



---

## AEE Episode 3: When Should you study English?



**Lindsay:** This is an All Ears English Podcast, Episode 3: Wisdom Wednesdays.

**Gabby:** Welcome to the All Ears English Podcast, where you'll finally get real Native English conversation. Now here are your hosts, Lindsay McMahon, the 'English Adventurer' and Gabby Wallace, the 'Language Angel', coming to you from Boston, Massachusetts, USA.



In today's episode, we want to share some wisdom, from our experience as language teachers and language learners. So we want to share with you all, uh, a tip, uh, about when to study. So study in the morning because your willpower will be stronger right when you wake up. And additionally to make this work even better for you, the night before, you wanna (want to) write down what you're going to do. So then when you wake up, it's like you're on automatic pilot. You just get up, and even before you know what you're doing, you're studying.

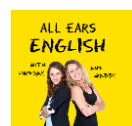
**Lindsay:** Right. Yeah. I read something recently talking about how willpower's a muscle and if we get up early, right? If you're on a normal schedule, you get up early, um, your willpower actually depletes throughout the day. So when you wake up, your willpower's the strongest, so try to do a small study task early. Right? -something you can accomplish and get it done and you'll be on the right track that day.

**Gabby:** I know personally this works really well for me. Whenever I decide the night before that I'm going to get up and do something important to me, whether it's studying or exercise, it works really well- just to put myself on autopilot, it's like I don't have that decision 'Should I study or should I watch TV for an hour?' there's not even a choice, you just do what you really need to do.

**Lindsay:** I like that. So make English a part of your morning.

**Gabby:** Yeah.

**Lindsay:** And you'll see yourself getting better much quicker.



**Gabby:** Have you, have you ever done this?

**Lindsay:** Yeah. I do this every night. I write out, sort of a list...

**Gabby:** Cool.

**Lindsay:** ...of the things I'm gonna (going to) do the next morning. And it, sometimes it's actually, it's venting. It makes you feel good to be able to see all that on a piece of paper and you're gonna (going to) get up and you're just gonna (going to) get started.

**Gabby:** That's awesome.

**Lindsay:** Mm-hm.

**Gabby:** And that works well for you, huh?

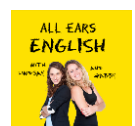
**Lindsay:** Yeah. Totally.

**Gabby:** Great! Yeah, so we encourage you to put your ears into English as soon as you wake up.

**Gabby:** All right guys, have you ever wanted to know how you can learn English on your own using podcasts? We've made an e-book just for you to tell you ten strategies- how to learn on your own and you can get that material for free at our website. Come to [www.allearsenglish.com/free](http://www.allearsenglish.com/free) to get your ten strategies and start learning now.

**Lindsay:** Thanks for listening to the All Ears English Podcast. We're here to help you learn English and you can help us by leaving a five star review on iTunes. See you next time.







---

## AEE Episode 4: How to forget about your English Mistakes



**Lindsay:** This is an All Ears English Podcast, Episode 4: Deep Thoughts Thursday.

**Gabby:** Welcome to the All Ears English Podcast, where you'll finally get real Native English conversation. Now here are your hosts, Lindsay McMahon, the 'English Adventurer' and Gabby Wallace, the 'Language Angel', coming to you from Boston, Massachusetts, USA.

**Lindsay:** Okay. In this episode, we'll show you a way to stay inspired with your learning and continue to be inspired, regardless of how many mistakes you make.



**Gabby:** All right guys. We have a very deep thought to share with you today. We have a quote from Mr. Frank Smith. It has to do with language learning. Here it is: "One language sets you in a corridor for life. Two languages open every door along the way."

**Lindsay:** Wow! That's deep.

**Gabby:** That is. That is. That is. But you know it's true. It's true and it's good to, to think about this as language learners and uh, maybe just before we talk about it, I just want to mention that 'corridor' is like a hallway. So in a house or an apartment building you walk down a hall and you often have doors on each side on the walls, and if you know one language, you can walk down the hallway, but if you know two languages, it will open up the doors or open up opportunities.

**Lindsay:** Yeah, for sure. And I just think this is so true. I mean, for me going abroad and actually learning the language being abroad has made such a difference in terms of the depth of connections.

**Gabby:** Absolutely.

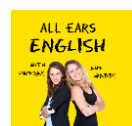
**Lindsay:** You know. Even if you forget the language later, the important thing is that people see that you're learning when you're in that country.

**Gabby:** And you're trying.

**Lindsay:** And you're trying...

**Gabby:** Yeah.

**Lindsay:** ...it's just like people's hearts open to you.



**Gabby:** Mm-hm.

**Lindsay:** Right? Yeah.

**Gabby:** Right. Yeah, so I mean, think about as a language learner, what that can do for your life, I mean your career, your social life, um, in your travels. I mean, how do people react to you when you try to speak their language and maybe you're not perfect speaking English or, or another language that you're learning, but people really appreciate that. Right? I mean in general- in general. I can't, I can't just generalize for everyone, but I think you can open up more opportunities, um, definitely like employers like to have people who speak more than one language....

**Lindsay:** Right. And it, it just seems like students sometimes are so hard on themselves. So guys don't be hard on yourself. Give yourself some credit and realize it's not easy to learn a language.

**Gabby:** Right.

**Lindsay:** So you're out there, you're putting yourself on the line every day and, you know, native English speakers respect you for it.

**Gabby:** Totally.

**Lindsay:** You know. So don't expect perfection.



**Gabby:** It's not just about the language either. I think as you learn English, you also learn about the culture through the language, like different ways that we express different ideas, um, or just the grammar of the language how it's set up. I mean, when I started learning Spanish, the first thing that we learned was that all the nouns were either masculine or feminine and...

**Lindsay:** Oh man. That's so tough in Spanish.

**Gabby:** Right. That's really hard for us to learn and I'm sure there's (there are), there's (there are) things in English that are tough to learn like, like the articles, like 'the' and 'of'.

**Lindsay:** And phrasal verbs.

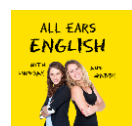
**Gabby:** Phrasal verbs. Totally. And, uh, that's just the way that we express ourselves, but, I mean, you'll, you'll open your eyes to the culture, especially when you start learning idioms. Um, that's really how you'll, you'll learn how people think.

**Lindsay:** Yeah.

**Gabby:** Right?

**Lindsay:** Definitely. I think so.

**Gabby:** Yeah.



**Lindsay:** And that's why we also recommend trying to surround yourself with um, native speakers. Live in a, in an international house where people are speaking English or live with American people if you're in the US and just throw yourself into it.

**Gabby:** Yeah.

**Lindsay:** Go for it.

**Gabby:** Yeah. And the more languages, the better. Right? I mean learn English. Learn all the languages that you want to. It's just a beautiful thing.

**Lindsay:** All right. Good luck.

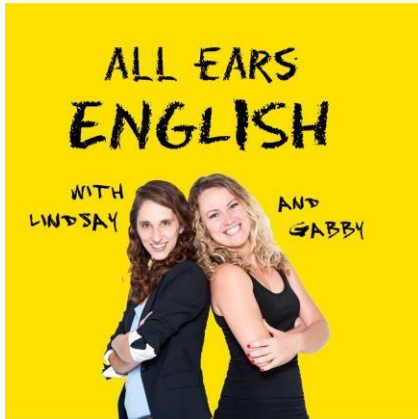
**Gabby:** Learn more about how you can specifically learn English with podcasts. We have a free gift for you, our listeners. If you come to our website, [www.allearsenglish.com/free](http://www.allearsenglish.com/free), you will find a special gift that we made for you guys that outlines and explains ten ways to learn English with us in a podcast. So I can't wait to see you there. Please come over right away to [www.allearsenglish.com/free](http://www.allearsenglish.com/free). See you there.

**Lindsay:** Thanks for listening to the All Ears English Podcast. We're here to help you learn English and you can help us by leaving a five star review on iTunes. See you next time.



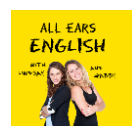
---

## AEE Episode 6: Four English Vocab Words to Discuss College in the US



**Lindsay:** This is an All Ears English Podcast, Episode 6: Teaching Tuesday.

**Gabby:** Welcome to the All Ears English Podcast, where you'll finally get real native English conversation. Now here are your hosts, Lindsay McMahon, the 'English Adventurer' and Gabby Wallace, the 'Language Angel', coming to you from Boston, Massachusetts, USA.



**Lindsay:** In today's episode, you're going to learn the top four phrases and vocabulary words to discuss in English with a native speaker, "Is university really worth it?"

**Gabby:** In our 'Meeting Monday' we had a conversation about "Is it worth it to go to college in the US?" And so we'd like to share some vocabulary and uh, phrases from the conversation, uh, that you can use in your own conversations. So let's get started. Um, the first word that we wanted to talk about is 'prohibitive'. Um, we talked about the cost of college being prohibitive. Now if you speak Spanish or Portuguese or a romance language, you might recognize um 'prohibit', you know something that is not allowed. Um, it's kind of a cognate, so something that sounds similar to a word in your language, but if, if something is prohibitive, like the cost of college, it means it doesn't allow you to take part in that activity. Like, um, I don't know, what else might be prohibitive?

**Lindsay:** Yeah, I was thinking about the cost of living in some cities in the world like Tokyo.

**Gabby:** Yeah.

**Lindsay:** Or I don't know, what's another expensive city?

**Gabby:** Um...?

**Lindsay:** Oslo

**Gabby:** New York.



**Lindsay:** New York. Yeah. So some neighborhoods in New York are prohibitive to live in like SoHo. I mean at least for me.

**Gabby:** Oh definitely. Yeah. Um, yeah. I think that's, that's a good example, just the cost of something like a luxury car, you know, that's a prohibitive cost for most people.

**Lindsay:** Mm-hm. Totally. That's a good example and the next one was 'to be worth it.' So we asked the question: "Is College... is the price of college actually worth it?" So what does that actually mean, Gabby?

**Gabby:** Oh gosh. So is it worth it? Does it – the, the pain, effort, and the time that you put into studying- is the reward- does that uh, justify how much effort you put into it?

**Lindsay:** Right. So does the reward justify the cost...?

**Gabby:** Yeah.

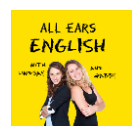
**Lindsay:** ...that's a good way to put it

**Gabby:** Yeah.

**Lindsay:** The cost in terms of effort, energy as you said. Yeah.

**Gabby:** We use this phrase sometimes with, you know, the food we eat, like 'is it worth it to eat a chocolate cake?'

**Lindsay:** Yeah.





- Gabby:** Is the taste and the enjoyment worth it? You know, it's not really healthy. Right.
- Lindsay:** Right.
- Gabby:** And you might want to put in some more time at the gym. So is it worth it?
- Lindsay:** Right. In terms of the way you're gonna (going to) feel afterwards. Okay.
- Gabby:** Right. Right.
- Lindsay:** Okay. Good. And what was the next one that you had?
- Gabby:** The word 'advantageous.' So there's a root 'advantage.' So an advantage is something that puts you ahead. Um, it, it is a good thing, right? If something is advantageous, it means that it gives you that extra little help.
- Lindsay:** Yeah.
- Gabby:** Um, I think going to school is always helpful, so I would say it's advantageous. Um, what else might be advantageous?
- Lindsay:** Yeah. I was just saying networking within your industry. If you're a professional in any industry networking and going out in the evening to meet people could be advantageous.
- Gabby:** Learning a language is advantageous. Absolutely.
- Lindsay:** I think so.



**Gabby:** And the last one, we have an idiom 'pound the pavement.' Tell us about this.

**Lindsay:** Yeah. I really like this one because I, I imagine somebody running, literally running out on the street trying to get the thing done that they're reaching towards, right? So what is it that you're trying to do? In this case, we talked about getting scholarships. So you need to work hard. You need to go out and talk to people and network and see who can help you and maybe what you can do for them, how you can help them in exchange for their help. So just really (to) do everything you can to reach your goal is to 'pound the pavement.'

**Gabby:** Yeah. Absolutely.

**Lindsay:** Is that how you would describe it?

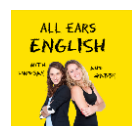
**Gabby:** I agree. 'Pound the pavement' is to work hard, not expect things to happen to you because you're a nice or a good person, but you have to go out and you have to talk. You have to network. You have to put in the work.

**Lindsay:** Exactly.

**Gabby:** Yeah.

**Lindsay:** Yeah, that's the only way things get done.

**Gabby:** Right. So just before we end the episode, uh, I'll give you all a chance to repeat after us. So the first word was 'prohibitive,' 'Is it worth it?' 'Advantageous,' and 'pound the pavement.' Okay. Awesome job.



**Lindsay:** Good job guys.

**Gabby:** All right. See you next time.

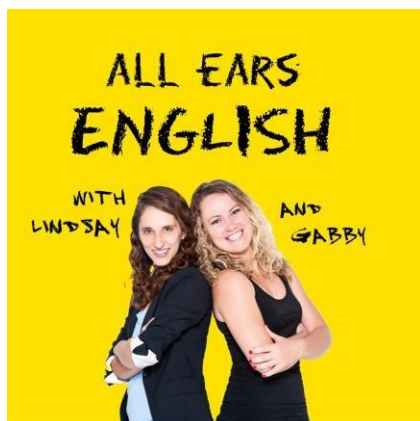
**Gabby:** So we've made a special resource for you all. It's an e-book with ten top ways to learn English with a podcast and you can get that e-book for free if you come to visit us at [www.all earsenglish.com/free](http://www.all earsenglish.com/free). So come on over and get your copy.

**Lindsay:** Thanks for listening to the All Ears English Podcast. We're here to help you learn English and you can help us by leaving a five star review on iTunes. See you next time.

---

## AEE Episode 7: How to Use the TV to Start More English Conversations





**Lindsay:** This is an All Ears English Podcast, Episode 7: Wisdom Wednesday.

**Gabby:** Welcome to the All Ears English Podcast, where you'll finally get real Native English conversation. Now here are your hosts, Lindsay McMahon, the 'English Adventurer' and Gabby Wallace, the 'Language Angel', coming to you from Boston, Massachusetts, USA.

**Lindsay:** In this episode, you'll learn how to use the TV that you have in your home to learn new vocabulary words, feel more comfortable with the language and start conversations with local people.

**Gabby:** All right. So today we want to share a tip with you to help you to learn English and that tip is to turn on the TV while you're making dinner or maybe doing chores around the house. Just turn on the TV of course in the language that you're learning, so in English.

**Lindsay:** Right. And this is the benefit of living in the country that you're actually



studying the language in right? So if you're living in the US, that's fantastic, but often, even if you live abroad, you can definitely find a channel in English, right?

**Gabby:** Oh yeah. Or online if you have the internet, you know, you can find programs in English. You can listen to the news, the BBC, NPR, um, a couple of my favorites there. And you can use Hulu. You can-I don't know there's (there are) so many different – go to American, um, uh, channels as well like ABC, NBC, Fox- so many choices.

**Lindsay:** So many options. So the benefit of this is that if you're there, you don't necessarily have to even be watching the TV right? So if you're just cooking dinner as we said or just being there, just letting yourself be in that English environment can make a huge difference in terms of being comfortable with actually listening to the language.

**Gabby:** Yeah. So I know Lindsay, you've lived abroad, so have I, and you have experience with this. So how did you use this to help you?

**Lindsay:** Yeah. I mean, I would just come home after a long day at work of teaching English and I would just turn on the TV in Japanese and it helped. Just to get into that mode of 'Okay, I'm here in Japan. I'm just going to listen to Japanese.' And it really did help me to feel more comfortable around it.



**Gabby:** So you were living in Japan. I also lived in Japan and um, in addition to the TV, I would often listen to the radio and it's the same idea. I mean you don't have to be watching the TV. It's just hearing the words and um – yeah I was in Japan at the time of the really big earthquake and the word 'earthquake' was repeated so many times, so I learned it...

**Lindsay:** You learned it.

**Gabby:** ...because that repetition really helps so.

**Lindsay:** That's interesting.

**Gabby:** Kind of a small good thing to come out of that at that period of time. But um, also I know you've lived abroad in um – where was it, France?

**Lindsay:** In Latin America and France a little while.

**Gabby:** Did you do this there too?

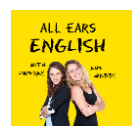
**Lindsay:** Um, not as much. Not as much. I didn't have a TV.

**Gabby:** Okay.

**Lindsay:** But I would just say that this gives you that confidence. Right.

**Gabby:** Yeah.

**Lindsay:** So you're hearing it – as you were able to hear that word 'earthquake' then when you were out with **Native** speakers, you could hear them say it and then you'd know what they were talking about.



- Gabby:** Exactly.
- Lindsay:** And that gives you that little edge.
- Gabby:** Yeah. Exactly. I think it really helps with your listening comprehension, with your pronunciation too. Uh, it's just, you know, it's an easy way to improve your language skills, so turn on the radio, turn on the TV, um, and uh, and I think if you, if you watch a variety of programs, like watch the news, watch a sitcom, watch a comedy show. I don't know, a drama.
- Lindsay:** Yeah.
- Gabby:** That'll help you as well. I mean why not find a – what -- *Grey's Anatomy* about medical English.
- Lindsay:** Yeah.
- Gabby:** Or um – what's a legal English show?
- Lindsay:** Like *Law & Order* or something like that.
- Gabby:** *Law & Order*. I think one barrier is sometimes not knowing the names of popular TV shows, like if you're not really um, familiar with, with what's on air, but ask, ask your friends, ask your host family, if you have a host family, or ask your co-workers what they watch.
- Lindsay:** Yeah and it's also good to be tuned in to what's going on in pop culture, so you can participate in those conversations.
- Gabby:** Have something to talk about. "Hey, did you watch that show last night?"



**Lindsay:** Yeah and sometimes that's the thing that might hold you back, right? From actually getting into that conversation, so if you can connect with somebody based on what happened in some show...

**Gabby:** Yeah. And Americans love watching TV and talking about TV so. I know some of the um, most recent ones were what *Breaking Bad*, um, *Walking Dead*.

**Lindsay:** Or like *Orange is the New Black* is a big one. Have you seen that?

**Gabby:** I have not. But I thought I'd just drop some TV show names that I've heard people talking about.

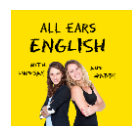
**Lindsay:** Yes. Cool.

**Gabby:** So it's just really uh, really popular. So turn on that TV.

**Lindsay:** Awesome.

**Gabby:** So we've made a special resource for you all. It's an e-book with ten top ways to learn English with a podcast. And you can get that e-book for free if you come to visit us at [www.all earsenglish.com/free](http://www.all earsenglish.com/free). So come on over and get your copy.

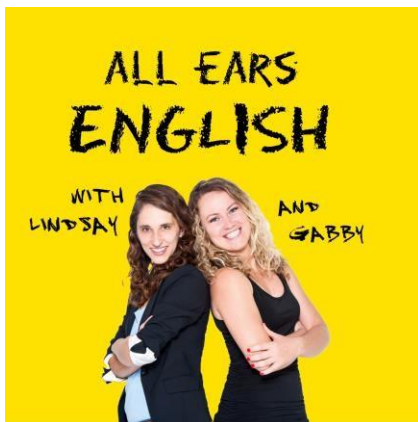
**Lindsay:** Thanks for listening to the All Ears English Podcast. We're here to help you learn English and you can help us by leaving a five star review on iTunes. See you next time.



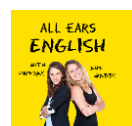


---

## AEE Episode 8: How to Get Over Your Fear of Talking with Native English Speakers



**Lindsay:** This is an All Ears English Podcast, Episode 8: Deep Thoughts Thursday.



**Gabby:** Welcome to the All Ears English Podcast, where you'll finally get real native English conversation. Now here are your hosts, Lindsay McMahon, the 'English Adventurer' and Gabby Wallace, the 'Language Angel', coming to you from Boston, Massachusetts, USA.

In today's episode, you're going to learn how to get over your fear of talking with native English Speakers.

**Gabby:** Today we want to share a quote with you that has to do with language learning. And the quote is "Life is inherently risky. There's only one risk you should avoid at all costs and that is the risk of doing nothing."

**Lindsay:** Hmm.

**Gabby:** Love this quote.

**Lindsay:** Love it. Love it. Love it. Love it. What does 'inherently' mean by the way?

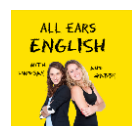
**Gabby:** Um, 'inherently' is like 'really'. I think that's the simplest word I can think of to boil it down, is 'really'. The only thing that's really risky, truly risky.

**Lindsay:** Yeah. Or just within itself, right?

**Gabby:** Without adding anything to it. It just is. That is the way it is. It is risky.

**Lindsay:** Yeah. We're always taking risks in life.

**Gabby:** Yeah. I mean it's important to take risks. That's um, I think as they say, "no pain, no gain." It's kind of similar like you have to take a risk. You have to um, do something where maybe you don't know the outcome.



**Lindsay:** Right.

**Gabby:** But that's the way that you can have more gains perhaps. You don't know what's going to happen, but sometimes you just have to take a risk in order to make a – I don't know to have a better outcome.

**Lindsay:** Yeah. And the best language learners that I've met have been people that take risks every single day.

**Gabby:** Yeah.

**Lindsay:** Like they do something that makes them feel a little bit uncomfortable every day and that means in language learning and during a conversation or volunteering to answer a question in class.

**Gabby:** That's what we're talking about really is when you're studying English, um, put yourself outside of your comfort zone and you know, try out a new expression, try out a new structure, talk to people who you don't know and they could reject you and say "I don't want to talk to you," but it's more likely that they're gonna (going to) be nice and they'll, they'll respond to you and that'll be a new interaction that you can learn from.

**Lindsay:** Right and just always think- what's the worst that could happen if you screw up in any situation? I mean you're not going to die.

**Gabby:** You're right, right.

**Lindsay:** So take the risk and try it. Use a new vocab word or enter a conversation, like we said.



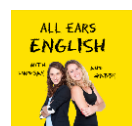
**Gabby:** Yeah. I think, um, you know, I'd like to mention some ways that you can actually do this. So, I mean asking for directions, asking for someone's opinion, like "Hey, excuse me. Do you know a good coffee shop close to here?" Um, I always use coffee as an example, but um, or, you know, do you know where the nearest um, what, the nearest blah, blah, the nearest post office, the nearest ATM, the....similarly asking for directions, right. But what are some other ways that you could talk to strangers?

**Lindsay:** Yeah, I think those are great examples. And then also just um committing to attending certain events where you know you'll have no option but to actually start those conversations, right? So committing to going to a meet-up, saying "Okay Tuesday night is an English as a Second Language (ESL) meet-up. I'm gonna (going to) go, I'm gonna (going to) be there and I'm gonna (going to) communicate." So just like putting it in your schedule and writing it down.

**Gabby:** Yeah, so I went out last night and one man had an interesting strategy for going outside of his comfort zone. He was carrying a paper coupon, which said, uh, 'free hugs', so I'm not recommending this, but this is something that he did to just meet strangers. He would pull it out and he would show someone who he wanted to hug and say "Excuse me. I have this coupon, I would like to redeem for my free hug." So there's (there are) a lot of different ways. You can be creative. I mean it's a little weird.

**Lindsay:** Yeah. I mean you can create some kind of an alter ego...

**Gabby:** Yeah.



**Lindsay:** ...and just sort of do that and get yourself out there. Whatever it requires – whatever it takes.

**Gabby:** Yeah. I like that idea of creating an alter ego actually because when you think of yourself as kind of an actor on the stage.

**Lindsay:** And you know they say life's a stage, right?

**Gabby:** It's less intimidating. It's like well this is my English speaker persona and...

**Lindsay:** Right.

**Gabby:** ...you know she's going to just be really outgoing and confident and you know meet five new people today.

**Lindsay:** It could be really empowering.

**Gabby:** Totally.

**Lindsay:** So experiment with that. Play around with that and see what you can, what you can do.

**Gabby:** Yeah.

**Lindsay:** Great. All right.

**Gabby:** Thanks Lindsay.

**Lindsay:** Thanks.

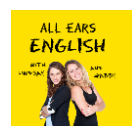


**Gabby:**

So we've made a special resource for you all. It's an e-book with ten top ways to learn English with a podcast and you can get that e-book for free if you come to visit us at [www.allearsenglish.com/free](http://www.allearsenglish.com/free). So come on over and get your copy.

**Lindsay:**

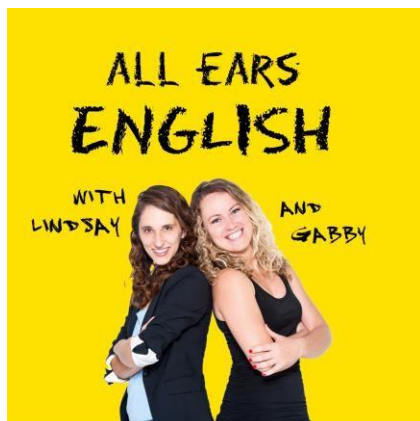
Thanks for listening to the All Ears English Podcast. We're here to help you learn English and you can help us by leaving a five star review on iTunes. See you next time.



---

---

## AEE Episode 10: How to Express Yourself Like a Native



**Lindsay:** This is an All Ears English Podcast, Episode 10: Teaching Tuesday.



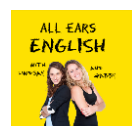
**Gabby:** Welcome to the All Ears English Podcast, where you'll finally get real native English conversation. Now here are your hosts, Lindsay McMahon, the 'English Adventurer' and Gabby Wallace, the 'Language Angel', coming to you from Boston, Massachusetts, USA.

In today's episode, you'll learn how to express that you want to do something and we'll give you a couple of phrases to express yourself in a more native-like way.

**Lindsay:** Okay. So in our last episode, in [Episode 9: Meeting Monday](#), we talked about the dangers of falling in love abroad and we want to pull out some phrases, some expressions that can help you communicate better with native speakers. So we want to start with the expression...

**Gabby:** 'Tongue-in-cheek.' Our title for Episode 9, "Is it Dangerous to Fall in Love Abroad?" is a 'tongue-in-cheek' title because we're not talking about romance. We're talking about getting to know a culture and really appreciating or falling in love with a place, um, and the culture, not one person. So it's not a serious title. It's a humorous title, so something that's 'tongue-in-cheek' is funny or humorous, not serious.

**Lindsay:** Yeah. And then we also used the term 'rich experience'. So we said that going abroad is a 'rich experience' and when something's a 'rich experience' it's intense. We get a lot out of it.





**Gabby:** Yeah, you learn a lot. Uh, you might have many different experiences within that 'rich experience.' Like, like studying abroad is a 'rich experience' or living abroad is a 'rich experience' and within that time period, you're gonna (going to) have a lot of new experiences, activities, and so on. So just um, a very diverse and intense experience would be a 'rich experience.'

**Lindsay:** Right. And we can also use this to talk about – for example a piece of chocolate cake.

**Gabby:** Yeah.

**Lindsay:** That's just very, it's very intense. And it's made with lots of extreme flavors.

**Gabby:** Right. Very sweet. Um, very – it could be very fattening, but it tastes good.

**Lindsay:** Yummy.

**Gabby:** Yummy. Yeah.

**Lindsay:** Rich. It's a rich piece of cake.

**Gabby:** Yep.

**Lindsay:** Good.



**Gabby:** Our next phrase is “I’ve been meaning to do something.” When we use the verb ‘to mean’ in this way, (it) means that I’ve been wanting to do something. I’ve been intending, or planning, or thinking about doing something. So I’ve been meaning to do something and you wanna (want to) use it in that tense, to like, you know, in the -- what is it?

**Lindsay:** The present perfect.

**Gabby:** Present perfect. Exactly. So I’ve been meaning to um, travel to Turkey, for example. What’s something you’ve been meaning to do?

**Lindsay:** Yeah, like you’ve been meaning to return someone’s phone call.

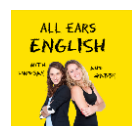
**Gabby:** Yeah, it could be something small or something like more longer-term. Usually maybe um, like on a day-to-day basis. Like “I’ve been meaning to travel to Turkey” is kind of a long term...

**Lindsay:** Yeah.

**Gabby:** ...bigger idea.

**Lindsay:** Yeah. You can say that too. Or you’ve been meaning to email someone. Or just you’ve been wanting to do something.

**Gabby:** Exactly, but you just haven’t done it yet, but you will soon.



**Lindsay:** Yeah. Perfect. And another one was 'to get to' something. For example I said, you know, "I've been meaning 'to get to' one of those meetups," right. So this actually means to actually go to one of those meetups, right? Can you think of another example of where we would use this?

**Gabby:** 'To get to' um, to one of those meetups, yeah, it's just to finally arrive. It's a little different than 'to go.' I mean the feeling – well, the meaning is very similar, but the feeling is different. It's like you've been meaning to go, so finally you've made the time to get to a meetup.

**Lindsay:** Yeah, that's right. It kind of has this feeling of like achieving the ability to go.

**Gabby:** Right.

**Lindsay:** It has a sense of like achievement to it right?

**Gabby:** Yeah.

**Lindsay:** Or like crossing a task off of your list.

**Gabby:** Yeah, yeah, whereas going is not special necessarily, but 'to get to' somewhere is yeah, the achievement. You've reached your destination. So before we end, let's just give you a second to repeat after us. Um, the first phrase was 'tongue-in-cheek.' And Lindsay, what was our second one?

**Lindsay:** The next one was a 'rich experience.'

**Gabby:** Next, 'I've been meaning to do something.'

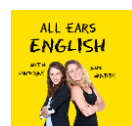
**Lindsay:** And the next one was 'to get to' a meetup.



**Gabby:** Awesome. Thanks for listening. We'll see you soon.

**Lindsay:** Okay. So I have a question for you guys today. Are you wondering how to maximize your time and learn English as quickly as possible and as easily as possible? I know everyone's busy these days, so you might be wondering this. So here's one way. We have a free e-book and we have your – some top – the top ten ways to learn English with a podcast. So we'd like to offer that to you as a gift, for, just for being a listener of the All Ears English Podcast and you can get that by going to [www.allearsenglish.com/free](http://www.allearsenglish.com/free).

**Gabby:** Thanks for listening to the All Ears English Podcast. We're here to help you learn English and you can help us by leaving a five star review on iTunes. See you next time.



---

## AEE Episode 11: How to Quickly Expand Your English Vocabulary



**Lindsay:** This is an All Ears English Podcast, Episode 11: Wisdom Wednesday.

**Gabby:** Welcome to the All Ears English Podcast, where you'll finally get real, native English conversation. Now here are your hosts, Lindsay McMahon, the 'English Adventurer' and Gabby Wallace, the 'Language Angel', coming to you from Boston, Massachusetts, USA.

**Lindsay:** Okay. So in today's episode, you'll learn how to massively increase your vocabulary in a – without spending much time outside of what you're doing in your daily life. So listen up.



**Gabby:** In today's episode, we're gonna (going to) share a tip about how to improve your English. So this is something, Lindsay, you did when you lived in Japan to help you learn Japanese. Tell us what you did.

**Lindsay:** Yeah, I did. So when I was learning Japanese -- I mean we have the different alphabets. We have the Hiragana, the Katakana, the Kanji, and I also needed to learn the word, right, in itself too.

**Gabby:** Oh my gosh.

**Lindsay:** So you have a lot to learn, so. But this could work for other languages -- yeah. So what I did was I had my little apartment in Tokyo and I just took little cards and put the words in Hiragana and in romaji right? spelled out in the English letters, um, just all over, like in the bathroom or, you know, on my, on my stove, the rice cooker, so...

**Gabby:** So you would label items?

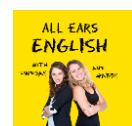
**Lindsay:** Sure.

**Gabby:** Okay.

**Lindsay:** Sure, sure. Yeah. Absolutely.

**Gabby:** That's great.

**Lindsay:** And it helped a lot. So that when it came to taking the exam, I knew, I knew the word better than I would have, than if I had just limited it to opening a book.



**Gabby:** Absolutely because you see those cards every time you look up. It's not necessary to open a book to see them. It's just you're constantly reminded. Everywhere you look there's vocabulary.

**Lindsay:** Yeah, so they really become a part of your life, so we definitely recommend doing that. I mean, why not? Even if you're sharing an apartment with friends or a roommate, you can put them in your room maybe.

**Gabby:** Yeah.

**Lindsay:** Yeah.

**Gabby:** I think that's a great idea and I think you don't have to stop at labeling because, um, you know, that would help I think beginners or intermediate learners, but at the more advanced level, I mean, why not write up quotes that you like or phrases that you want to use and just put them somewhere where they're easily visible...

**Lindsay:** I like that.

**Gabby:** ...because repetition is key to learning.

**Lindsay:** Yeah. I remember in Japan, it was easy to find those little keychain cards. Do you remember those?

**Gabby:** Oh yes. So the cards, uh, have a hole through them and then they're on a little um, circular ring.

**Lindsay:** Yeah. That was great.



**Gabby:** Yeah. And you can make your own, I mean if you, if you put several cards together and punch a hole in them and then connect them with a key ring or a, a some other -- whatever. It could be a paper clip depending on how many you have.

**Lindsay:** Yeah.

**Gabby:** But yeah, flashcards. So you're talking about having a stack of flashcards that you get out and you flip through.

**Lindsay:** Yeah. So for example if you're on a train and you have your keys in your bag, and, and those cards are right on your keychain, that would be another way to do -- use this method.

**Gabby:** And that's great for, you know, people who are kind of -- uh, you like to use paper, but there's also, you know, you could use your Smartphone. You could write vocabulary in your phone electronically. Um, it's also great if you're out and about. Perhaps you live in the US and you're, you're immersed in English and you see or you hear a new word to just jot it down really quickly and make that flashcard as soon as you notice a word that you wanna (want to) learn.

**Lindsay:** Absolutely. Good stuff.

**Gabby:** Yeah.

**Lindsay:** So go for the flashcard method and let us know how it works.

**Gabby:** Lots of repetition. All right. Thanks Lindsay.





**Lindsay:** Okay.

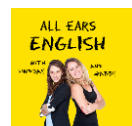
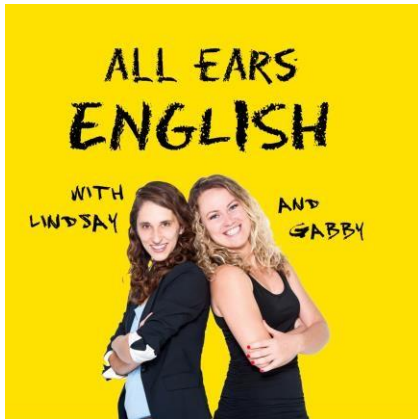
**Lindsay:** Okay. So I have a question for you guys today. Are you wondering how to maximize your time and learn English as quickly as possible and as easily as possible? I know everyone's busy these days, so you might be wondering this. So here's one way. We have a free e-book and we have your – some top – the top ten ways to learn English with a podcast. So we'd like to offer that to you as a gift, for -- just for being a listener of the All Ears English Podcast and you can get that by going to [www.allearsenglish.com/free](http://www.allearsenglish.com/free).

**Gabby:** Thanks for listening to the All Ears English Podcast. We're here to help you learn English and you can help us by leaving a five star review on iTunes. See you next time.



---

## AEE Episode 12: What Einstein Can Teach You about Learning English



**Gabby:** This is an All Ears English Podcast, Episode 12: Deep Thoughts Thursday.

**Gabby:** Welcome to the All Ears English Podcast, where you'll finally get real native English conversation. Now here are your hosts, Lindsay McMahon, the 'English Adventurer' and Gabby Wallace, the 'Language Angel', coming to you from Boston, Massachusetts, USA.

In today's episode, you'll learn what Ein -- Albert Einstein and Michael Jordan can teach *you* and *us* about learning English.

**Lindsay:** Okay guys, so we want to share a great quote with you that we think is pretty inspiring and we hope it's inspiring for you as well. So here's the quote. It's by Albert Einstein who has some interesting quotes: "Anyone who has never made a mistake has never tried anything new."

**Gabby:** I love that quote.

**Lindsay:** Yeah.

**Gabby:** It means it's necessary to make mistakes in order to achieve something. Right?

**Lindsay:** Definitely.

**Gabby:** There's a similar quote from, I think, Michael Jordan. Um, something about how he's made -- I don't know, like thousands and thousands of missed shots.

**Lindsay:** Yeah. That's a good one.



**Gabby:** Maybe he's made hundreds of, of baskets, but like, how many has he actually missed. Thousands.

**Lindsay:** Thousands.

**Gabby:** So keep that in mind when you're studying English and aim to make a mistake. I mean I think -- Lindsay, you said something the other day, "Today is a perfect day, a wonderful day..."

**Lindsay:** Oh right.

**Gabby:** "...to make a mistake."

**Lindsay:** It's the perfect for a mistake. And we, we have a -- I have an interesting link to a video that maybe we'll share in the, in the notes...

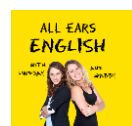
**Gabby:** Absolutely.

**Lindsay:** ...on the blog to watch a video about the importance of making mistakes and it just reminds me, just to give an example. When I was learning to ski as a kid, my dad would always tell me -- you know, once in a while I'd say, "Oh, I'm so happy I didn't fall today," and my dad would say, "What? You didn't fall? That's terrible." Because if you're not falling, then you're not learning, you're not getting better.

**Gabby:** You're not pushing yourself...

**Lindsay:** Yeah.

**Gabby:** ...to try something new, harder.



**Lindsay:** Yeah, so...

**Gabby:** That's great. Yeah. I think it's a great goal to get out there and make a mistake and good things can happen from that. So Lindsay mentioned that we'll share a video on the blog, so you can find our blog or our website at [www.allearsenglish.com](http://www.allearsenglish.com).

**Lindsay:** Okay, so good luck guys.

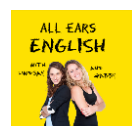
**Lindsay:** Okay. So I have a question for you guys today. Are you wondering how to maximize your time and learn English as quickly as possible and as easily as possible? I know everyone's busy these days, so you might be wondering this. So here's one way. We have a free e-book and we have your – some top – the top ten ways to learn English with a podcast. So we'd like to offer that to you as a gift, for -- just for being a listener of the All Ears English Podcast and you can get that by going to [www.allearsenglish.com/free](http://www.allearsenglish.com/free).

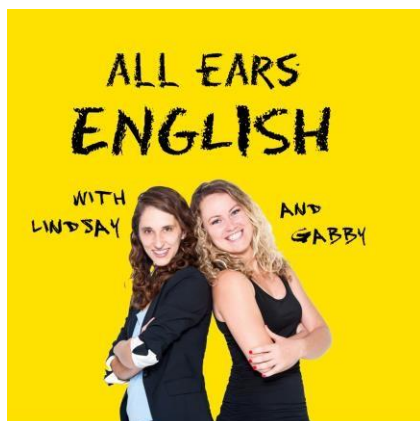
**Gabby:** Thanks for listening to the All Ears English Podcast. We're here to help you learn English and you can help us by leaving a five star review on iTunes. See you next time.



---

## AEE Episode 13: How to Date in America





**Lindsay:** This is an All Ears English Podcast, Episode 13: Meeting Monday. And today our topic is “Dating in American Culture.”

**Gabby:** Welcome to the All Ears English Podcast, where you’ll finally get real, native English conversation. Now here are your hosts, Lindsay McMahon, the ‘English Adventurer’ and Gabby Wallace, the ‘Language Angel’, coming to you from Boston, Massachusetts, USA.

**Lindsay:** In today’s episode, you’ll learn how to date Americans or how to date American style with confidence.



**Gabby:** All right in today's episode, we're talking about dating in American culture. And we've gotten some great questions about "Why do Americans do so and so?" So in this episode we want to address some of those questions and just talk about how dating in English and in American culture might be different from your home culture. So hopefully, you'll, um, learn some new facts. Maybe some of the questions you're afraid to ask, we will talk about today. And uh, hope it'll be exciting and informative.

**Lindsay:** Yeah.

**Gabby:** So, what's one thing you think is different about dating in the US?

**Lindsay:** Yeah. So, I think one thing that's probably most definitely different is online dating. The emergence of online dating. Right? So...

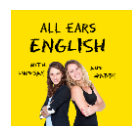
**Gabby:** It's huge.

**Lindsay:** Yeah. It's huge. It seems like it's a – for me it seems like more of an urban thing. Um, what do you think about that?

**Gabby:** I think it's more accepted in, in big cities, because, you know, there's (there are) more people doing it, maybe big cities tend to be more progressive.

**Lindsay:** People are busier.

**Gabby:** Yeah. Absolutely. I think when you work long hours, um, it's, it's more difficult to meet someone in person.





**Lindsay:** For sure.

**Gabby:** And also in the city, people are just kind of less open; they're more closed. Like if you're walking...

**Lindsay:** More guarded.

**Gabby:** More guarded. You're walking down the street, people don't say "Good morning. How are you?" like they do in a small town and it's actually kind of frowned upon sometimes to just be like really open because you don't know. I mean, cities are more dangerous.

**Lindsay:** Yeah.

**Gabby:** Anyway, I think that's why people look to online dating because of time...

**Lindsay:** Yeah.

**Gabby:** ...and just the culture of the city.

**Lindsay:** And also, I would also say to add to that the fact that there are so many people, right -- so in New York City, there are 8 million people so you need to actually -- it sounds horrible -- you need to start to filter out...

**Gabby:** Yeah.

**Lindsay:** ...certain people. So with online dating you're able to specify what you're looking for.

**Gabby:** And target what you're looking for.

**Lindsay:** Filter out and target.



**Gabby:** Yeah.

**Lindsay:** So it kind of works and so the view of online dating from an urban perspective is, in my opinion, totally accepted.

**Gabby:** Yeah.

**Lindsay:** But if I were to talk to my friends, who maybe got married earlier or live outside of the city, I think it's a little bit different.

**Gabby:** Right. And I think several years ago, people didn't wanna (want to) say that they met online.

**Lindsay:** Yeah.

**Gabby:** It's kind of – it was taboo...

**Lindsay:** Right.

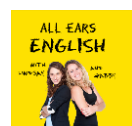
**Gabby:** ...but I think now it's not really taboo for a lot of people. That's how they meet and I, I know several people have gotten married...

**Lindsay:** Yeah.

**Gabby:** ...and, you know, had like great relationships from meeting someone online.

**Lindsay:** Why not? I mean it's hard to meet the person that you're really looking for, so if you can give yourself another opportunity, why not?

**Gabby:** Yeah. So and uh, making uh profile's a great way to...



**Lindsay:** Practice your English.

**Gabby:** And uh exchanging messages with people. Again, fun way to practice English. Some really popular sites right now are OkCupid. I think that one's

– I mean it's popular because it's free and um, it's easy to use. There's (there are) other ones too like eHarmony, Match.com.

**Lindsay:** There's a site called HowAboutWe where you can actually say what you wanna (want to) do, so it's more about action, getting out and doing something with the person, rather than talking about who you are and what you like.

**Gabby:** Oh, very cool.

**Lindsay:** You invite them out. Let's go walk across a bridge.

**Gabby:** Hiking.

**Lindsay:** Yeah. Let's go for a hike and have dinner.

**Gabby:** Wow!

**Lindsay:** Yeah.

**Gabby:** That sounds like fun. I hadn't heard about that one.

**Lindsay:** Mm-hm.



**Gabby:** Um, I know, there's – I mean for every different kind of demographic, like, you know, if you are over 55, right, there is Seniors Meet, so. I mean there's (there are) different kinds of – like there's (there are) religious dating sites as well. Like if you are a Christian, Muslim, you know, whatever -- if you feel strongly about a religion, you can find a site.

**Lindsay:** Definitely.

**Gabby:** I don't know specific names, but like the most popular just for the general public, I think, are like OkCupid, eHarmony, Match.com.

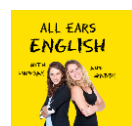
**Lindsay:** Yeah. For sure. Interesting. And then as far as like the way that American people date -- I mean generally, what I've seen is that people tend to, um, you know, go out with a few different people three or four times, then you might need tend to, you know, make a decision as to how serious you are about one person and...

**Gabby:** One of the – sorry. One of the biggest differences between dating in the US and dating in other cultures is dating several people at once.

**Lindsay:** Yeah.

**Gabby:** I mean, the only limit is your time. Right? You could be dating one, two, three, four, five. I don't know. Or how much time you have, but, um, it's, it's very different whereas in other cultures, I get the impression that you date one person at a time.

**Lindsay:** Right.



**Gabby:** But in the US, as you said, I mean, we go on maybe three to five dates...

**Lindsay:** Right. Right.

**Gabby:** ...with different people at the same time.

**Lindsay:** Yeah. And it seems like the, just the culture, the action of like going on a date, seems like something that might be unique to American...

**Gabby:** yeah.

**Lindsay:** ...but maybe not just American culture, but I think a lot of cultures, other cultures might not do it. Right.

**Gabby:** Right.

**Lindsay:** Let's go to a movie and have dinner. Let's go have coffee as a first date. Right.

**Gabby:** Right. Something short and like not, not a big commitment at first. Like maybe you get a drink, or, you know. Um, yeah, something short, like an hour or something.

**Lindsay:** Easy. Yeah.

**Gabby:** And then maybe your second date would be a little longer, like dinner or a movie or something like that. But generally after, what would you say like four dates, you would...

**Lindsay:** Yeah.



**Gabby:**

...you would either continue with that person or kind of nicely let them go.

**Lindsay:** Yeah. Yeah. I love the expression 'let them go.'

**Gabby:** Yeah.

**Lindsay:** Just you would probably think becoming sort of exclusive with that person maybe. Um, oh our parents' generation used to call it 'going steady,' but we don't really use that term anymore.

**Gabby:** Well and if you keep going out on dates with someone that you're not interested in, we call that 'stringing along.'

**Lindsay:** Yeah.

**Gabby:** Or 'leading on.'

**Lindsay:** 'Leading them on.' Yeah, that's a good one.

**Gabby:** And, and so I think in other cultures, there's also this official moment where um, you know, maybe one person would ask, "Do you want to be my girlfriend?" or "Do you want to be my boyfriend?"

**Lindsay:** Or perhaps, um, you know, it's like an official kind of moment, whereas in the US it's – I don't feel like that happens as often. It could, but it's sometimes um, implied, but it's a little complicated, it's a little messy. Whaddya (what do you) think about that?

**Gabby:** Yeah. Maybe it's just a personal thing, like maybe you would have a talk like "Okay, what's the status of our relationship?"



**Lindsay:** Yeah, like “What’s happening with us? Like where’s the relationship going?” But you might not phrase it in that way, like “Do you wanna (want to) be my boyfriend?” Or you might not say it exactly.

**Gabby:** Right.

**Lindsay:** Yeah. Yeah.

**Gabby:** But being exclusive is a popular term and that just means that you’re not seeing other people and so you’re basically, uh, boyfriend, girlfriend. You know, you’re, you’re in a relationship, um, but it’s, it’s not – you may not ask uh, “Do you want to be my whatever?”

**Lindsay:** Right.

**Gabby:** So...

**Lindsay:** Yeah. Interesting. So we have a lot of strange, um, yeah, traditions and customs in terms of the way we, the way we date.

**Gabby:** Yeah.

**Lindsay:** Um, anything else we wanted to mention to that end?

**Gabby:** Oh gosh! Well, one, one thing is like when you go out on a date, um, the, the idea of who is supposed to get the check or get the bill – I think that it’s changed in recent years. I mean usually, you know, like, like a man and a woman going out, the man would always pick up the tab, pick up the check, or the bill.

**Lindsay:** Yeah.

**Gabby:** And I think now the idea of ‘going Dutch’ is really popular.



**Gabby:**

**Lindsay:** Good one.

**Gabby:** Yeah.

**Lindsay:** So what does that mean?

**Gabby:** Each person pays for their – well half and half or you pay for what you drank or ate.

**Lindsay:** Right. Yeah. Usually I like to go half and half rather than figuring out what everyone got 'cause (because) it feels so... I don't know...stiff

**Gabby:** Yeah.

**Lindsay:** ...to go through "Oh, you ordered this," and I ordered – but yeah, 'going Dutch' is just splitting the bill.

Right. And now, I mean there's uh – well women, obviously, are working, we're independent, we can pay for our own, uh, our parts of the dinner or whatever. So I think um – it's just kind of -- that idea of being equal, um, so that's – and not having any responsibility, you know, to pay for the other person or to feel indebted or anything.

**Lindsay:** Which is good.

**Gabby:** Yeah.

**Lindsay:** You pay your own way. You don't feel like you necessarily have to go out on another date with the person...

**Gabby:** Right.

**Lindsay:** ...if you didn't like them. So.





**Gabby:** But it depends. I mean people do things differently, but that's just kind of a general trend, I think.

**Lindsay:** Yeah. Interesting stuff. All right. Great. Thanks for having a chat.

**Gabby:** Yeah. Thanks Lindsay. See ya' (you)!

**Lindsay:** You listeners know that we've created this awesome podcast for you. But that's not all. We've also created an e-book to help you get the most out of listening to every episode. And the best thing is it's free. It's free for you guys, our listeners. So to get the e-book for free, just come visit us at [www.allearsenglish.com/free](http://www.allearsenglish.com/free).

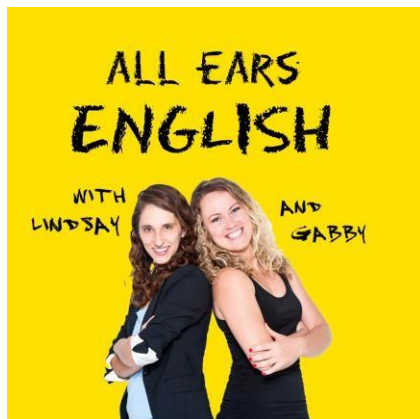
**Gabby:** Thanks for listening to the All Ears English Podcast. We're here to help you learn English and you can help us by leaving a five star review on iTunes. See you next time.

---

## AEE Episode 14: Four Phrases to Talk About Dating in American English



**Gabby:**



**Lindsay:** This is an All Ears English Podcast, Episode 14: Teaching Tuesday.

**Gabby:** Welcome to the All Ears English Podcast, where you'll finally get real, native English conversation. Now here are your hosts, Lindsay McMahon, the 'English Adventurer' and Gabby Wallace, the 'Language Angel', coming to you from Boston, Massachusetts, USA.

**Lindsay:** In this episode, you'll learn four phrases that you need to communicate about dating in American English.

**Gabby:** Let's get right into it. Our first phrase is 'to go Dutch.'

**Lindsay:** Yes and so what does this mean?

**Gabby:** What is 'to go Dutch'?

**Lindsay:** What is that?



**Gabby:** Well, when you go out on a date where you are eating something, drinking something, maybe buying tickets or anything that costs money, you might want 'to go Dutch.'

**Lindsay:** Right.  
So this could also be for a group activity with friends. You can also 'go Dutch.' Well, what does it mean -- when it's time to pay?

**Lindsay:** Yeah, so what we do is we just split the bill. That's the way I think of 'go Dutch.'

**Gabby:** Yeah.

**Lindsay:** So, you know, let's say the bill's \$50, \$25 each. Right? Or you might go and decide how much each person spent.

**Gabby:** Right.

**Lindsay:** Yeah. So 'to go Dutch.'

**Gabby:** Exactly. And then directly related with this, there's (there are) three different words that we can talk about – um, well, the, uh, how you know how much to pay. We have the 'tab,' the 'check,' and the 'bill.'

**Lindsay:** Mm-hm. Yeah, so the amount of money that you owe...

**Gabby:** Mm-hm.

**Lindsay:** ...the restaurant. Right.

**Gabby:** Yeah. And when you're, when you're ready to go at a restaurant, you usually have to um, ask the, the waiter, waitress uh "Could I have the check please?"



**Gabby:**

**Lindsay:** Yeah. Yeah.

**Gabby:** “Could we get the bill?”

**Lindsay:** “Could we get the bill?”

**Gabby:** Yeah. Sometimes they’ll bring it without asking and that’s normal in the US. They’re not trying to like rush you out.

**Lindsay:** Right, right. You can take your time, even if you have the check, you can still hang out at the table and chat.

**Gabby:** Yeah.

**Lindsay:** Okay.

**Gabby:** Great. So the next phrase is ‘getting out.’

**Lindsay:** Yes.

**Gabby:** And Lindsay, you mentioned this -- you were talking about a website where you meet up with people based on the activities you wanna (want to) do. What was the name of that website?

**Lindsay:** Yeah, so this website was HowAboutWe.com and this really lets us get out. Right. Get out of the house and don’t expect your date to come knocking on your door.

**Gabby:** yeah.

**Lindsay:** The person of your dreams is not gonna (going to) show up at your home right?



**Gabby:** That's right. That's right. Yeah, so you can get out to do an activity, like, 'Oh it's great that I'm getting out and running more,' or 'I'm getting out and going out on a date,' or whatever, just getting out of your house.

**Lindsay:** Absolutely. And the last one was 'commitment.'

**Gabby:** 'Commitment.' This is great because dates can vary in the amount of commitment, like a first date might be a coffee or a tea date, right? Maybe it takes 45 minutes or an hour. That's a low time commitment.

**Lindsay:** Right and then you also think about commitment in terms of how much money you're putting into the date.

**Gabby:** Right.

**Lindsay:** So if you're gonna (going to) go and invite someone to a fancy dinner, you're gonna (going to) spend a lot of money and that's a big time and money commitment for a first date if you're not sure if you really like the person right.

**Gabby:** Yeah.

**Lindsay:** Yeah.

And then another way we use the word 'commitment' is talking about stages of a relationship. So if we go in order, you know, from when you first meet someone, you might call them an acquaintance and then you get to know them more and they become a friend, or, or in a romantic way you might start with um, dating as a commitment and then being in an exclusive relationship...

**Lindsay:** Boyfriend, girlfriend.



**Gabby:**

**Gabby:** Right

**Lindsay:** At that point and then...

**Gabby:** Engaged.

**Lindsay:** And then engaged.

**Both:** Married. Sometimes divorced.

**Lindsay:** Hopefully not.

**Gabby:** Right. So again, different stages are different levels of commitment. And last with 'commitment,' you can use it as a reason why you can't go out on a date. So, for example, "Can you go out for a cup of coffee?" What if you want to say "No," what could you say?

**Lindsay:** "Yeah, I'm sorry. I have a commitment that day."

**Gabby:** Right. Right. And you know that's, that's enough. You don't have to say anymore. That's the perfect excuse. "Sorry I have a commitment."

**Lindsay:** You don't need to be specific. I mean, if you don't wanna (want to) go out with them, you can say, "I have a commitment."

**Gabby:** Yeah. Perfect. Love it. So let's, let's uh give you a chance to repeat these phrases, so you can get comfortable with them. So the first one was 'to go Dutch.'

**Lindsay:** And the next one was, we had three. So we have the 'tab', the 'check' or the 'bill.'

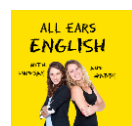
**Gabby:** Great. The third phrase was 'getting out.'



**Lindsay:** And the last one was 'commitment.'

**Gabby:** You listeners know that we've created this awesome podcast for you. But that's not all. We've also created an e-book to help you get the most out of listening to every episode. And the best thing is it's free. It's free for you guys, our listeners. So to get the e-book for free, just come visit us at [www.allearsenglish.com/free](http://www.allearsenglish.com/free).

**Lindsay:** Thanks for listening to the All Ears English Podcast. We're here to help you learn English and you can help us by leaving a five star review on iTunes. See you next time.



**Gabby:**





---

## AEE Episode 15: How to Bring Native English Speakers to You



**Lindsay:** Welcome to the All Ears English Podcast. This is Episode 15: Wisdom Wednesday.

**Gabby:** Welcome to the All Ears English Podcast, where you'll finally get real, native English conversation. Now here are your hosts, Lindsay McMahon, the 'English Adventurer' and Gabby Wallace, the 'Language Angel,' coming to you from Boston, Massachusetts, USA.

**Lindsay:** In this episode, you'll find out how to stop wishing that you had an opportunity to practice with native English speakers and how to actually bring them to you.



**Gabby:** In this episode, we have a great tip. I think it's pretty great. (*Car outside beeps*). The car outside thinks it's pretty great too. So uh, the tip is, you know, to get more interaction with people on the street or, you know, just you're walking around and you wanna (want to) interact with strangers, talk to new people, try wearing something totally different.

**Lindsay:** Something totally off the wall.

**Gabby:** Could be like a bright color.

**Lindsay:** Could be a pair of goggles.

**Gabby:** So I ride my bicycle a lot and when I run errands like to the grocery store or to the drug store, I often just keep my helmet on when I go inside because I'm just too lazy to lock it up with my bike or carry it. So it's, it's more convenient to keep it on my head, but I'll often get comments from strangers, you know, just in jest, like trying to be funny, like "Hey! Great hat!" and so it works. I mean it really is an easy way to bring more interaction, uh, into your life.

**Lindsay:** Right and this... that would be a great way to start up a conversation. Um, this is a tip that I think I read on Benny Lewis' blog and his blog is called [fluentinthree.com](http://fluentinthree.com). So he goes around the world and learns a new language every three months. Um, and how does he learn? Well he speaks with native speakers.

**Gabby:** Right.



**Lindsay:** And how does he do that? He has to stand out a bit on the street. So sometimes he puts on a weird costume or wears a t-shirt that says something funny, so people stop him and guess what? That's a perfect opportunity to engage in the, in, in just practicing English.

**Gabby:** Yeah, so something visual. Um, oh, I know another example is uh, uh, my friend went to uh – he's from Texas, right? I think he went to a UT school – yeah, University of Texas. So he always wears this Longhorn's t-shirt, which is the, I guess it's the symbol of Texas. So people stop him all the time, saying "Hey are you from Texas?" or "Did you go to uh, to University of Texas?" So you know if you wear something like a university name on your t-shirt or um, you know, a popular symbol or something like Boston Red Sox, you know, people might ask, "Hey, uh, do you like the Red Sox?"

**Lindsay:** Yeah.

**Gabby:** It's a great conversation starter.

**Lindsay:** For sure. So give it a try. See what happens and get going with the conversations.

**Gabby:** Great tip! Okay.

**Gabby:** You listeners know that we've created this awesome podcast for you. But that's not all. We've also created an e-book to help you get the most out of listening to every episode. And the best thing is it's free. It's free for you guys, our listeners. So to get the e-book for free, just come visit us at [www.allearsenglish.com/free](http://www.allearsenglish.com/free).

**Lindsay:** Thanks for listening to the All Ears English Podcast. We're here to help you learn English and you can help us by leaving a five star review on iTunes. See you next time.





## AEE Episode 16: How to See English Improvement Faster



**Lindsay:** This is an All Ears English Podcast, Episode 16: Deep Thought Thursday.

**Gabby:** Welcome to the All Ears English Podcast, where you'll finally get real, native English conversation. Now here are your hosts, Lindsay McMahon, the 'English Adventurer' and Gabby Wallace, the 'Language Angel', coming to you from Boston, Massachusetts, USA.

In today's episode, you're going to learn how to see results faster by staying present with your learning.

**Gabby:** We have a great tip – quote (*laughter*). Today's quote is "Your future is created by what you do today, not tomorrow." So this is an anonymous quote. I love this quote. Why did you pick this quote?



**Lindsay:** I just think it's so true, right? So you take care of today and you live today, um, in the present moment and work hard today and then tomorrow takes care of itself. That's another quote to a similar, uh, in a similar way. So yeah. Do you, do you do this Gabby? Do you put this into practice?

**Gabby:** Yeah. Absolutely. I think one practical um, kind of tip that I can give about this quote is that every day I try to plan out my next day, so like, maybe before I go to sleep tonight, I will write down a few things that I want to do tomorrow. So yes, I'm thinking about what I'm going to do tomorrow, but I'm taking some action today to remind myself or give myself a base for doing those things tomorrow, which I don't know if that perfectly fits with the quote, but I think taking some action today, um, definitely gives you a good base for tomorrow.

**Lindsay:** Yeah so then maybe because you have those things written out, you're able to be more present.

**Gabby:** Exactly.

**Lindsay:** Tomorrow for example.

**Gabby:** Right. And, and also just blocking out specific amounts of time to do different tasks so that you can be fully present in them and not worrying about like 'Oh, I, you know I have so and so to do tomorrow. I have to, you know, wash my clothes. I have to do the dishes' or whatever, you know, just um, give yourself um a good plan for uh, for the day.



**Lindsay:** Yeah and learning English can be inherently enjoyable if we would just remember that, just being in the moment. I mean this is getting a little deep right, but we don't know how much time we actually have right. So why not just be present in each moment and like enjoy what you're doing and that could be learning English, talking with someone from another country....

**Gabby:** Yeah.

**Lindsay:** Or doing the dishes.

**Gabby:** Yeah. No, I think that's a really great philosophy and I know there's (there are) some resources out now, like books and maybe websites that help you to maintain, um, your, your – just being present in the moment, so one, one website that I like is [tinybuddha.com](http://tinybuddha.com). Do you know this one?

**Lindsay:** No, I don't know that one.

**Gabby:** Yeah, it's just – it encourages you to stay in the moment and um, talks about, ya know, life issues that are, are applicable to everyone so I recommend that site. Um, I know a popular book is *The Power of Now*.

**Lindsay:** *The Power of Now*. Mm-hm.

**Gabby:** I actually need to read that. So um, that's on my, my reading list. Do you have any other resources that you like?



**Lindsay:** Yeah. Uh, so one particular blog that I know is popular, um, is Zenhabits. That – is that right? Zen Habits by Leo Babauta? He’s a big blogger. A lot of people like his stuff, um, telling, you know talking about how to do little experiments and how to become more present in everyday life. So zenhabits.com (correction- zenhabits.net). I think that that’s the right quote. So there’s a lot out there. Um...

**Gabby:** That’s great. Yeah and we’ll share these resources with you on our website for this episode – in this episode’s blog post, so you can find our website at [www.allearsenglish.com](http://www.allearsenglish.com). So here’s to staying in the present.

**Lindsay:** All right. Great. Thank you.

**Gabby:** Okay guys. So I guess you’re probably wondering what you’re going to do with this podcast and how it’s gonna (going to) help you learn English. Well, there’s a right way to use a podcast to learn English and there’s a wrong way to use a podcast to learn English and we don’t want you to use the wrong way. So we’re offering a free guide, top ten tips to use a podcast, this podcast, or other podcasts to become closer to a native – to understand English more like a native speaker and to be able to communicate with native speakers. So go to our website, [www.allearsenglish.com/free](http://www.allearsenglish.com/free) and get your free guide. Thank you.

**Gabby:** Thanks for listening to the All Ears English Podcast. We’re here to help you learn English and you can help us by leaving a five star review on iTunes. See you next time.

---

AEE Episode 17: Bonus! How to Stop American Style on Black Friday







**Lindsay:** This is an All Ears English Podcast, Episode 17: How to Get a Bargain on 'Black Friday.'

**Gabby:** Welcome to the All Ears English Podcast, where you'll finally get real, native English conversation. Now here are your hosts, Lindsay McMahon, the 'English Adventurer' and Gabby Wallace, the 'Language Angel', coming to you from Boston, Massachusetts, USA.

In today's special bonus episode, we're gonna (going to) talk about how to shop American style on 'Black Friday' and share some tips for how you can get a bargain. So let's get your ears into English!

**Gabby:** Hey Lindsay, how's it going?

**Lindsay:** Hey Gabby. How are ya' (you) today?

**Gabby:** I'm doing great. Thanks for asking.

**Lindsay:** Good.



**Gabby:** So today is known as 'Black Friday.'

**Lindsay:** Yes! It's a big day in the US.

**Gabby:** It is a big day. It's the day after Thanksgiving, so Thanksgiving is always on a Thursday.

**Lindsay:** Right.

**Gabby:** (The) last Thursday in November. The date can change, but it's always the last Thursday and then 'Black Friday' is the day after.

**Lindsay:** Yes. And it's- at that point, everyone is in a turkey coma.

**Gabby:** Yeah. That's right.

**Lindsay:** What's a turkey coma?

**Gabby:** Um, turkey has that chemical in it, uh...

**Both:** Tryptophan. Yeah.

**Gabby:** Just makes you tired and um, not only that, but people tend to eat too much on Thanksgiving.

**Lindsay:** Oh my gosh.

**Gabby:** And I know like a lot of my friends will go to Thanksgiving with their family and then with their friends and they'll eat several times, so.

**Lindsay:** We eat so much, it's crazy.

**Gabby:** So then we have to shop it off on 'Black Friday.'

**Lindsay:** Right. Of course. Of course.



- Gabby:** So yeah, have you ever done – like gone shopping, done ‘Black Friday’? Have you ever gone out for bargains?
- Lindsay:** Yeah, I actually don’t do ‘Black Friday.’ Actually I hate shopping.
- Gabby:** Oh no!
- Lindsay:** Yes.
- Gabby:** I’m looking forward to ‘Black Friday’ because I wanna (want to) buy some new clothes and maybe some electronics, maybe even like some little gifts for people. Not anything too extravagant, but uh, I would like to get out there and just like, I don’t know. It, it’s almost like a celebration in a weird way. It’s like all these people trying to get deals and....
- Lindsay:** Yeah.
- Gabby:** I don’t know it’s like a festival of shopping. I kind of get excited.
- Lindsay:** Yeah. It is – it’s fun ‘cause (because) you get into the Christmas spirit and it’s kind of – the, the sort of official start of the holiday season. I think of it that way.
- Gabby:** Yeah. Absolutely. I think that’s when stores put up a lot of Christmas decorations. Um, and that’s when people really start shopping for Christmas gifts.
- Lindsay:** Definitely. So how good are the deals that you usually get on ‘Black Friday’? What are we talking about here in terms of discounts?



- Gabby:** I mean it can range depending on the store. Like I know a lot of people like to go to outlets. Like here outside of Boston, we have the Wrentham Outlets, which are really popular. And it's funny because it's like this crazy um, event where they open the stores at midnight. As soon as...
- Lindsay:** Yeah.
- Gabby:** ...it's like 12:01...
- Lindsay:** Even at the outlets, they do that?
- Gabby:** Yeah.
- Lindsay:** Oh, I didn't know that.
- Gabby:** So people drive out there, like right after Thanksgiving dinner, which is weird, but they go out that night because the traffic and the lines are so long.
- Lindsay:** Oh my god!
- Gabby:** So they just stay up all night and then when the doors open, there they are. They're the first ones in line right.
- Lindsay:** Oh, that sounds like death to me.
- Gabby:** It's- I mean it's intense. It's intense.
- Lindsay:** Yeah.
- Gabby:** But it's kind of like fun, just doing that.
- Lindsay:** Cool. Have you done that yourself before?
- Gabby:** No. I have friends who have gone, but I've always stayed home.



**Lindsay:** Yeah.

**Gabby:** Like I'll wait till the next day.

**Lindsay:** Yeah.

**Gabby:** I like my sleep.

**Lindsay:** For sure. For sure.

**Gabby:** My beauty sleep. Um, but yeah, I mean there's (there are) a lot of places that you can go. You could go to outlets. You could go to shopping malls.

**Lindsay:** Yeah.

**Gabby:** You can go online.

**Lindsay:** Yeah and you'll probably also see people lining up outside of like the Apple store, I would imagine.

**Gabby:** Yeah.

**Lindsay:** Or Best Buy or any of these sort of electronic shops.

**Gabby:** Well, I think the best strategy is to plan ahead by going online and looking up the best deals for your city...

**Lindsay:** Mm-hm.

**Gabby:** ...the stores that, you know, you might wanna (want to) go to, the items that you might wanna (want to) buy and I mean, that's – one way of shopping is going in person, but there's another way, just shopping online. Like there's a lot of shopping deals online.

**Lindsay:** Right.



- Gabby:** You know, you don't even have to go to the store.
- Lindsay:** Right. And isn't that usually called like 'Cyber Monday' or something?
- Gabby:** Oh!
- Lindsay:** Like don't they start the deals on the Monday following um...
- Gabby:** Right.
- Lindsay:** Yeah. I think so. 'Black Friday.' So, so that's when the deals usually come around, but I think it's a worldwide thing. I don't think that's just in the US.
- Gabby:** Yeah.
- Lindsay:** Yeah.
- Gabby:** So it's a, it's a time when a lot of people get Christmas gifts.
- Lindsay:** Yes.
- Gabby:** And that's one thing, you know, I wanted to ask you about like, I mean, Christmas gifts. Like who do you buy for?
- Lindsay:** Great question.
- Gabby:** Right.
- Lindsay:** So – no I tend to just buy for my immediate family actually and really close friends. Like I don't just sort of – I don't know. It's a personal choice, but I feel like -- I don't know. For me it's more about spending time with people.
- Gabby:** Yeah
- Lindsay:** Rather than just getting gifts because sometimes for me it can just be sort



of meaningless when I'm just spending money on people. I don't know.  
What about you? What do you do?



**Gabby:**

Same. I mean for close friends, family, um, you know, sometimes like for co-workers, you know, just bringing like a little snack into work would be appropriate.

**Lindsay:** Yeah, snacks are a good way to go.

**Gabby:** Yeah. I mean for friends and family, you might get something that you know that person likes or, you know, maybe like a sweater, or hat, gloves, scarf, like typical winter presents are always great. Um...

**Lindsay:** Do you give gift certificates? What's your thought on gift certificates?

**Gabby:** Oh! I think gift certificates are great, but they are kind of impersonal.

**Lindsay:** A little impersonal.

**Gabby:** But then if you know that your best friend really wants a gift certificate...

**Lindsay:** Yeah.

**Gabby:** ...then why not. I mean that's great.

**Lindsay:** Right. And if you know exactly, like, what they would want a gift certificate for then that could be personal because then you're saying, "Here I know you love this store. I know you love this restaurant and this kind of food and I want to give you money instead of assuming I know what you want exactly there."

**Gabby:** Yeah. Yeah.

**Lindsay:** So it can actually be good, I think.

**Gabby:** So it can be a little awkward though because you don't know if the other person is going to get you a present.

**Lindsay:** Yeah, that's awkward.





**Gabby:**

**Gabby:**

Like I mean with your family and your close friends, it's fine, you know, but if there's like more of a, an acquaintance or, you know, someone you work with, maybe you share an office or something...

**Lindsay:**

Right.

...it's kinda (kind of) like 'Are you gonna (going to) get me something. Should I give you something?'

**Lindsay:**

Yeah.

**Gabby:**

So it's kinda (kind of) like that.

**Lindsay:**

There's always those like two weeks where you're tip-toeing around and a little bit concerned, like who's gonna (going to) get you a gift and what are you gonna (going to) have and ugh, yeah. It's awkward.

**Gabby:**

Yeah. But I think it's nice just to err on the side of caution, um, by, you know, getting a little something...

**Lindsay:**

Yeah. For sure.

**Gabby:**

...if you're, if you're worried about it.

**Lindsay:**

Yeah. Cool. Well. So this has been fun.

**Gabby:**

Yeah!

**Lindsay:**

Any other thoughts on 'Black Friday' on how people can take advantage and...?

**Gabby:**

Just make a strategy. Like don't just go wandering around the mall because it's pretty intense. There's (there are) a lot of people, a lot of crowds out there. So know what you want, maybe make a list before you go.

**Lindsay:**

Right. I mean. And I remember hearing on the news last year, two years ago that people actually got trampled in Wal-Mart. So be careful...



**Gabby:**

**Gabby:** Wow!

**Lindsay:** ...when you go into these big stores. Like know where you're going and don't get lost in the crowd and...

**Gabby:** Man! But yeah, but have fun. Get some friends together and maybe go as, you know, like a fun shopping event together.

**Lindsay:** Yeah. If you can enjoy it, have a good time.  
Yeah. All right we'll see you guys uh, next week when we talk about um, people are, you know, buying bikes, uh, selling their cars, so...

**Lindsay:** Why are Americans buying bikes and selling cars?

**Gabby:** Cool. Yeah, we'll see you on Monday.

**Lindsay:** All right.

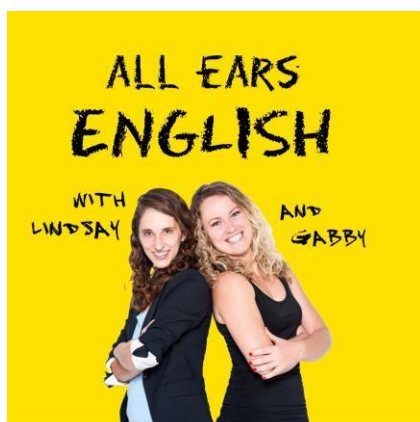
**Gabby:** Okay guys. So I guess you're probably wondering what you're going to do with this podcast and how it's gonna (going to) help you learn English. Well, there's a right way to use a podcast to learn English and there's a wrong way to use a podcast to learn English and we don't want you to use the wrong way. So we're offering a free guide, top ten tips to use a podcast, this podcast, or other podcasts to become closer to a native – to understand English more like a native speaker and to be able to communicate with native speakers. So go to our website, [www.allearsenglish.com/free](http://www.allearsenglish.com/free) and get your free guide. Thank you.

**Lindsay:** Thanks for listening to the All Ears English Podcast. We're here to help you learn English and you can help us by leaving a five star review on iTunes. See you next time.



---

## AEE Episode 19: How to Learn and Use American English Slang



**Lindsay:** This is an All Ears English Podcast, Episode 19: Teaching Tuesday.

**[Instrumental]**

**Gabby:** Welcome to the All Ears English Podcast, where you'll finally get real, native English conversation. Now here are your hosts, Lindsay McMahon, the 'English Adventurer' and Gabby Wallace, the 'Language Angel,' coming to you from Boston, Massachusetts, USA.

**Lindsay:** Okay. So in today's episode, you will learn about one really great website to understand some common American slang terms, American English slang terms.



**[Instrumental]**

**Lindsay:** Okay. So Gabby in this episode, yesterday on [Monday](#), we talked about a couple of things. We were talking about the fact that Americans are getting around by bike instead of by car and I just said it, the first term.

**Both:** 'Get around.' Yeah.

**Lindsay:** So what does it mean?

**Gabby:** So to 'get around' is just how do you – what kind of transportation do you take? It could be by foot. It could be by car, by bike. It could be on the subway.

**Lindsay:** Yeah.

**Gabby:** It could be um – I think -- did I cover everything?

**Lindsay:** Yeah. How do you...? Yeah. How do you...?

**Gabby:** By limo.

**Lindsay:** Exactly. Right. Yeah.

**Gabby:** By private helicopter. Um. Yeah, so – so to 'get around' is just how do you go where you want to go?

**Lindsay:** Yeah. How do you move from point A to point B?

**Gabby:** Yeah.

**Lindsay:** So it's a great uh term – it's a phrasal verb.

**Gabby:** Very natural.



**Lindsay:** It's a phrasal verb that you can use to sound more natural.

**Gabby:** Yeah. Exactly. Very common. So it kind of leads us into our next teaching point which is the prepositions that you use with 'get around.' So I said a bunch of them just now, but just to focus on them again we have to get around *by* car or *by* bicycle or a bike.

**Lindsay:** Or *by* bike or on the subway.

**Gabby:** Right. So just remember always, you know, *by* bike, *by* car, right. Right. It's kind of an individual thing where you're driving your own car, driving your own bike, but on the subway, um, so on the subway if you think of the subway as like a flat surface, I guess.

**Lindsay:** Platform.

**Gabby:** A platform.

**Lindsay:** Yeah.

**Gabby:** ...on the subway. So um, so yeah, just two ways to use um, 'get around' -- two different prepositions.

**Lindsay:** Cool. And the next one was -- we said 'a headache.' If something can be 'a headache' it can be really inconvenient, frustrating, annoying.

**Gabby:** Mm-hm.

**Lindsay:** Actually cause -- could cause an actual headache.

**Gabby:** Yeah.

**Lindsay:** Pain in your head.



- Gabby:** Yeah.
- Lindsay:** Right. What did we say was a headache?
- Gabby:** Um?
- Lindsay:** Driving maybe?
- Gabby:** Um – oh driving in traffic, heavy traffic. Yeah. You can't go anywhere, you're just stuck in your car, so it's a real headache.
- Lindsay:** Absolutely.
- Gabby:** Or getting parking tickets is a headache.
- Lindsay:** Yuck!
- Gabby:** Yeah. So I mean we use this phrase a lot but, you know, I wouldn't use it lightly like calling someone a headache like...
- Lindsay:** No, no. Don't say that.
- Gabby:** "Oh. She's such a headache." You know that's like pretty insulting. Right? But a situation can be a headache and that's like no problem.
- Lindsay:** Like going to the DMV.
- Both:** The Department of Motor Vehicles.
- Lindsay:** Oh, what a headache.
- Gabby:** Huge headache.
- Lindsay:** Yeah.



**Gabby:** Okay, so the last term. Lindsay said that as a 16-year-old girl, she would go cruising in her car and um, this has two different meanings, so we wanted to clarify them for you.

**Lindsay:** Yes.

**Gabby:** Um, if you know, according to urbandictionary.com, we have several different meanings, but primarily they fit into two categories. So which category did you mean?

**Lindsay:** So the category that I meant and the way we used it in high school was that we would just go around, drive in the car and have fun. We'd turn the music up. We'd really drive with no real destination. There were four or five of us in the car, um, and music blasting and just sort of having fun – driving as a form of entertainment. Not looking for anything or anyone. Just having a good time.

**Gabby:** Yeah. Just driving for driving's sake.

**Lindsay:** Yeah. Yeah.

**Gabby:** Cool.

**Lindsay:** And so the other term for cruising, the other meaning for cruising is...

**Gabby:** So it's like if you're looking for a sexual partner.

**Lindsay:** Right.

**Gabby:** And you're not necessarily in a car. You could just be like inside a bar or inside a club and you're cruising for, you know, a person to pick up someone in a sexual way.



- Lindsay:** That's a good point. So you want to think about the context of the conversation to figure out what the person actually -- which meaning the person is actually using.
- Gabby:** Yeah. Like if I say "Hey Lindsay what'd you do last weekend and you're like "I went cruising."
- Lindsay:** Except I don't do that too much.
- Gabby:** Well it would be ambiguous.
- Lindsay:** Right.
- Gabby:** I wouldn't be sure.
- Lindsay:** Yeah.
- Gabby:** I'd be like "Well so you mean...?" Uh....
- Lindsay:** "Tell me more."
- Gabby:** Yeah. "Tell me more."
- Lindsay:** Exactly.
- Gabby:** Cool. Yeah, so those were our four phrases and let me just say them and give you a little time to repeat so that you can work on your pronunciation. So first one 'get around' and I'll say the whole phrase with prepositions so, "I 'get around' *by* bike." "I 'get around' *on* the subway." And the next phrase 'to be a headache.'
- Lindsay:** Mm-hm.
- Gabby:** And the last one, 'cruising.'





**Lindsay:** Okay. Great.

**Gabby:** Okay. We'll see you guys tomorrow for a 'Wisdom Wednesday.' I'm gonna (going to) share a really crazy tip. It's a little embarrassing actually, but it's something I used to do and uh, I think it'll help you guys to practice your English.

**Lindsay:** All right. See you tomorrow.

**Gabby:** See you then.

**[Instrumental]**

**Lindsay:** Okay. So Gabby, what do you think would be the best way for students to use the All Ears English Podcast to actually move from the intermediate to the advanced level?

**Gabby:** Yeah. A lot of people get stuck at the intermediate level. I know in my own, uh, language learning, that listening and then reading the transcript of what I just listened to, like a radio program or a podcast, really helped me to push my language skills to the advanced level.

**Lindsay:** Absolutely. So in order to do that and to actually get more out of this All Ears English experience, where can our listeners go?

**Gabby:** Well you guys can get premium transcripts of all of our podcasts, word for word, what we're saying if you go to [allearsenglish.com/conversations](http://allearsenglish.com/conversations).

**Lindsay:** And one more time that's [www.allearsenglish.com/conversations](http://www.allearsenglish.com/conversations).

**[Instrumental]**

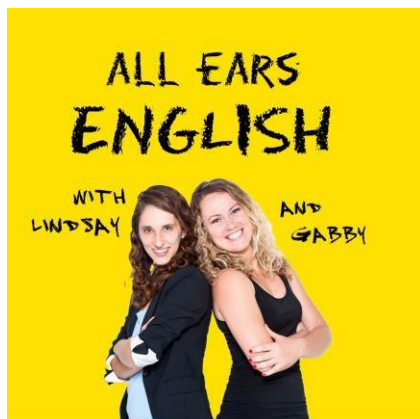
**Lindsay:** Thanks for listening to the All Ears English Podcast. We're here to help you learn English and you can help us by leaving a five star review on iTunes. See you next time!



[Instrumental: 07:13]

---

## AEE Episode 20: How to Practice Your English on the Telephone for Free



**Lindsay:** This is an All Ears English Podcast, Episode 20: Wisdom Wednesday.

[Instrumental]

**Gabby:** Welcome to the All Ears English Podcast, where you'll finally get real, native English conversation. Now here are your hosts, Lindsay McMahon, the 'English Adventurer' and Gabby Wallace, the 'Language Angel,' coming to you from Boston, Massachusetts, USA.

**Lindsay:** In today's episode, you'll learn a lesser known way to practice your English on the telephone.



**[Instrumental]**

**Lindsay:** Okay Gabby, so today you mentioned that you have a really interesting tip that English learners can use to actually find a way to practice English finally. So what is that tip? What did you use to do while you were at...?

**Gabby:** Yeah. It's kind of embarrassing. Um, it's kind of weird, but if you are openminded and you don't mind trying something a little different, um, this is a great tip, very um, very practical way to practice your English for free. So what I used to do when I was a kid and bored out of my mind. Like 11 years old, nothing to do, um didn't wanna (want to) do my homework, just

wanted you know -- something entertaining, I would look for, you know, something around the house like a product or maybe a food product or like um, any, any game or, or anything where there was a label and on the label there is usually a 'suggestions?' 'comments?' and then a phone number, like an 800, like a free phone number. So I would pick up the phone and I would call the 1-800 number and I would just start talking to the person. I would say "Hey. How (are) you doing?"

**Lindsay:** Oh. That's so funny.

**Gabby:** "Uh, where does this phone number go? Like what state are you in? Um, how's the weather...?"

**Lindsay:** But did you actually offer suggestions or just kind of -- you called just to chat?



**Gabby:** No. I kinda (kind of) just called to chat. That's why it's kind of funny. But actually that would be a good way to practice your English and not be such a weirdo. You could offer suggestions or comments about the product. Like you could tell them why you like the product or if you have any ideas for improvement. Um, I mean one product just for an example, could be a box of cereal.

**Lindsay:** Right. So what would you do to change the product? I mean it's an interesting idea. I've never thought about this...

**Gabby:** Yeah.

**Lindsay:** ...in terms of ways to practice English, but it is like...

**Gabby:** Get a box of Frosted Flakes, try it out, and probably my suggestion would be "You know this is great. So tasty, but, you know, for breakfast, it's too much like a dessert. It's too sweet for me." So yeah. I mean find out what happens.

**Lindsay:** Yeah. See.

**Gabby:** Just call the number and, you know...

**Lindsay:** Give it a try.

**Gabby:** What's the worst that could happen?

**Lindsay:** Why not? Yeah. And, and the good thing about that is that you don't actually have to be face-to-face with the person...

**Gabby:** Exactly.

**Lindsay:** ...which sometimes can be a little bit embarrassing. So this is actually a way to practice your phone skills, phone English.



**Gabby:** Exactly and it's gonna (going to) be professional phone skills because these people are working. You know they're gonna (going to) answer the phone in a professional way and, you know, they'll, they'll have a professional conversation. They'll end the phone call in a professional way and just observe the vocabulary that they use.

**Lindsay:** Hm. Nice. Thanks for that tip.

**Gabby:** Yeah. Yeah. No problem.

**Lindsay:** I might try that in Spanish.

**Gabby:** Yeah. Yeah. All right guys. Well we see you tomorrow, um, Thursday with 'Deep Thoughts Thursday' where we share a, uh, an inspirational quote with you.

**Lindsay:** See you tomorrow.

**Gabby:** See you then.

**[Instrumental]**

**Lindsay:** Okay. So Gabby, what do you think would be the best way for students to use the All Ears English Podcast to actually move from the intermediate to the advanced level?

**Gabby:** Yeah. A lot of people get stuck at the intermediate level. I know in my own, uh, language learning, that listening and then reading the transcript of what I just listened to, like a radio program or a podcast, really helped me to push my language skills to the advanced level.

**Lindsay:** Absolutely. So in order to do that and to actually get more out of this All Ears English experience, where can our listeners go?



**Gabby:** Well you guys can get premium transcripts of all of our podcasts, word for word, what we're saying if you go to [allearsenglish.com/conversations](http://allearsenglish.com/conversations).

**Lindsay:** And one more time that's [www.allearsenglish.com/conversations](http://www.allearsenglish.com/conversations).

**[Instrumental]**

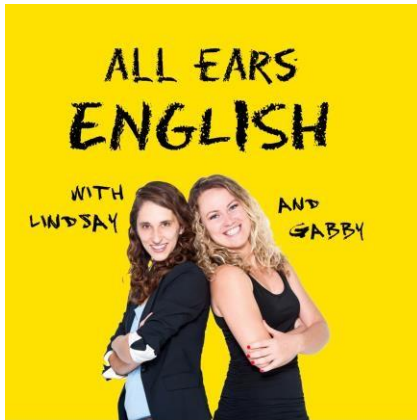
**Lindsay:** Thanks for listening to the All Ears English Podcast. We're here to help you learn English and you can help us by leaving a five star review on iTunes. See you next time!

**[Instrumental: 05:08]**



---

## AEE Episode 21: How to Stop Worrying about Making English Mistakes



**Lindsay:** This is an All Ears English Podcast, Episode 21: Deep Thoughts Thursday.

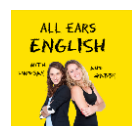
**[Instrumental]**

**Gabby:** Welcome to the All Ears English Podcast, where you'll finally get real, native English conversation. Now here are your hosts, Lindsay McMahon, the 'English Adventurer' and Gabby Wallace, the 'Language Angel,' coming to you from Boston, Massachusetts, USA.

**Lindsay:** In today's episode, you'll get inspired to make more mistakes.

**[Instrumental]**

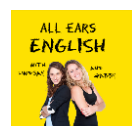
**Gabby:** Hey Lindsay. How's it going?



**Lindsay:** Hey. All right. How are you?

**Gabby:** Good. So you have a great quote that's really inspiring. Um, would you read the whole thing for, for our listeners?

**Lindsay:** Yeah. Absolutely. So here is the quote: "You've gotta (got to) dance like there's nobody watching, love like you'll never be hurt, sing like there's nobody listening, and live like it's heaven on earth."





Oh yeah. So I, I always remember the line um, “dance like no one’s watching” because that’s I think the most popular line from this quote. I mean it’s a very famous quote. And who, who is it by?

**Lindsay:** So that’s by uh William W. Purkey.

**Gabby:** Okay. Cool. Yeah, “dance like no one’s watching.” I love that.

**Lindsay:** Absolutely.

**Gabby:** What does that mean to you?

**Lindsay:** Yeah to me that means being in a state of mind where you’re kind of living your life in a, in a sense of flow and you’re not so concerned about what other people think.

**Gabby:** Absolutely.

**Lindsay:** And I think that’s so key for language learning, isn’t it?

**Gabby:** Oh yeah. It has to do with being okay with making mistakes or looking silly in front of others. That’s the whole, the whole idea of “dance like no one’s watching.” Just move or do whatever it is you’re doing, maybe speaking English. Learning a language. Do it like no one’s watching. Do it like no one is going to critique you or say “Oh my gosh, I can’t believe you made that mistake.” Usually people don’t say that.

**Lindsay:** Yeah.

**Gabby:** But yeah. Just go for it and don’t be afraid to do something silly.



**Gabby:**

**Lindsay:** Definitely. Last time we – A few weeks ago we talked about this idea of creating an alter ego and if you have to do that, you just create a new version of yourself and you go out there, um, and yeah, just, just try to enjoy the moments of life.

**Gabby:** Yeah. Absolutely. Be in the present...

**Lindsay:** Mm-hm.

**Gabby:** ...and um...

**Lindsay:** It's not easy. We're not saying it's easy. Right?

**Gabby:** Right.

**Lindsay:** It's definitely not easy, but it's possible and it's crucial if you wanna (want to) move to the next level...

**Gabby:** Yeah.

**Lindsay:** ...with your English.

**Gabby:** Yeah.

**Lindsay:** All right.

**Gabby:** Cool. Great quote.

**Lindsay:** Cool.



**Gabby:** I love it. So we will talk to you guys next week. We have a great topic. If you are hoping to become a University student in the US, we're going to share our top ten tips for getting into the college you wanna (want to) go to in the US. So stay tuned and, and come meet up with us on Monday for that episode.

**Lindsay:** Yeah. See you Monday.

**Gabby:** See ya' (you).

**[Instrumental]**

**Lindsay:** Okay. So Gabby, what do you think would be the best way for students to use the All Ears English Podcast to actually move from the intermediate to the advanced level?

**Gabby:** Yeah. A lot of people get stuck at the intermediate level. I know in my own, uh, language learning, that listening and then reading the transcript of what I just listened to, like a radio program or a podcast, really helped me to push my language skills to the advanced level.

**Lindsay:** Absolutely. So in order to do that and to actually get more out of this All Ears English experience, where can our listeners go?  
Well you guys can get premium transcripts of all of our podcasts, word for word, what we're saying if you go to [allearsenglish.com/conversations](http://allearsenglish.com/conversations).

**Lindsay:** And one more time that's [www.allearsenglish.com/conversations](http://www.allearsenglish.com/conversations).

**[Instrumental]**

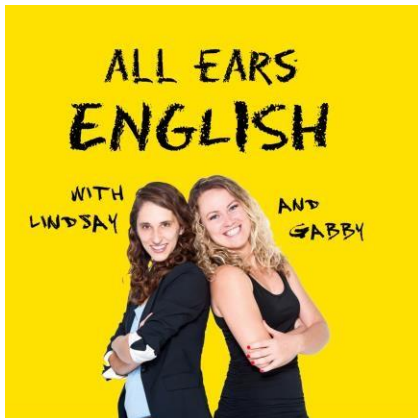
**Lindsay:** Thanks for listening to the All Ears English Podcast. We're here to help you learn English and you can help us by leaving a five star review on iTunes. See you next time!



**Gabby:**

---

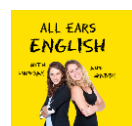
## AEE Episode 22: Get Accepted at a University in the United States- 3 Tips



**Lindsay:** This is an All Ears English Podcast, Episode 22: Meeting Monday.

**[Instrumental]**

**Gabby:** Welcome to the All Ears English Podcast, where you'll finally get real, native English conversation. Now here are your hosts, Lindsay McMahon, the 'English Adventurer' and Gabby Wallace, the 'Language Angel,' coming to you from Boston, Massachusetts, USA.



**[Instrumental]**

**Lindsay:** In today's episode, you'll learn our top three tips for getting into the university that you want in the United States.

**[Instrumental]**

**Lindsay:** So Gabby today we're talking about the top three tips that you have for, to help students get into universities in the United States.

**Gabby:** Yeah. I've been teaching this class called "The College Application." It's all about applying to college. It's for international students, (um), who want to go to the college of their dreams in the US.

**Lindsay:** Yeah.

So that's what I do is I help them out with applying. So I wanted to share some of these tips with you, our listeners, today.

**Lindsay:** Awesome! So the first tip is to clean up your social media accounts. Can you say more about that?

**Gabby:** Absolutely. So Kaplan just did a study where they surveyed three or four hundred college admissions counselors and about 30% said that they do check applicants online.

**Lindsay:** (Ah!) Seems high. Seems like a lot of people.



**Gabby:**

**Gabby:**

Yeah. Well and you have to realize they don't have time to do this for every applicant, but if there's (there are) any doubts or if they need more information, it could happen, so it's better to be on the safe side and check your name online. (Um) Google your name, check (uh) your Facebook profile and make sure that you have the privacy settings where you want them to be and just make sure there's no unflattering information on you out there and on the Internet.

**Lindsay:**

Definitely. And the next one is to stay on top of deadlines and to have some kind of a checklist or a system in your calendar where you can actually hit those deadlines.

**Gabby:**

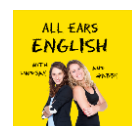
Yeah. There's (there are) so many deadlines to keep track of (um) if you're applying to several schools, if you're taking several standardized tests, maybe TOEFL, SAT, or ACT. (Uh) there's (there are) just so many deadlines and things to do, so it's a good idea to make a checklist and then put those items into your calendar.

**Lindsay:**

Okay. Great. And the last one is to make sure you find the right fit in the school that you choose.

**Gabby:**

Super important. I know that a lot of students would love to go to an Ivy League school, (you know) the school of their dreams, maybe like right here in Boston we have Harvard, MIT, (um) Boston University, Boston College. We have so many great universities, but just because the university has a high ranking or a great reputation doesn't automatically mean it's going to be a good fit for you. So you need to ask a lot of questions and find out about the university. Find out about its culture, maybe even go visit that school so that you can see firsthand what it's like because college in the US is not just about taking classes and getting good



grades. It's really about that social environment. You're gonna (going to) network. You're going to take part in extracurricular activities, maybe live in a dormitory. So it's so much more. You wanna (want to) make sure that you feel like it's the right fit for you.

**Lindsay:** Yeah for sure. So take some time with that and just make sure that you've got the right place.

**Gabby:** Yeah. Cool. So those are my top three tips. (Um) just briefly explained right here, but I actually have a lot more information about each tip and actually I have several more tips about getting into a university. (Um) I just launched the college application class on Udemy.com that has several video lectures, hours of material, (um) videos and text, and audio interviews with experts. So if you really want to learn more about making your best successful college application go to [udemy.com](https://www.udemy.com/course/the-college-application/). That's u-d-e-my.com and you can search for [The College Application](https://www.udemy.com/course/the-college-application/) by Gabby Wallace. That's me.

**Lindsay:** Awesome.

**Gabby:** Yeah.

**Lindsay:** Sounds great. Thanks for the tips Gabby.

**Gabby:** Yeah. You're welcome. And (um), next episode on Tuesday, we're gonna (going to) get together and talk about some of the vocabulary that were used in this episode just to make sure that (um) you are able to use it in your conversations.

**Lindsay:** Yeah, so come hang out with us tomorrow.

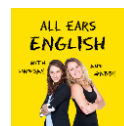
**Gabby:** Cool see you then.



**Gabby:**

**[Instrumental]**

**Lindsay:** Hey. So I've heard that a lot of students get stuck at the intermediate level and they're looking for a way to push through, break through to that





advanced fluent level of English. One of the best ways that you can do this is to listen to the podcast we have here but then also check your listening by reading our transcripts. (Um) it's the best way to get the most out of your All Ears English experience. So you can find all of our transcripts, everything we say, word for word, on our website. It's

[www.allearsenglish.com/conversations](http://www.allearsenglish.com/conversations).

**[Instrumental]**

**Lindsay:** Thanks for listening to the All Ears English Podcast. We're here to help you learn English and you can help us by leaving a five star review on iTunes. See you next time.

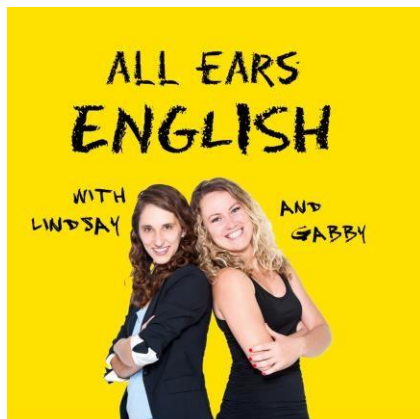
**\*We apologize for the audio mistake at the end of this episode.**



**Lindsay:**

---

## AEE Episode 23: What “Ivy League University” in America Really Means



**Lindsay:** This is an All Ears English Podcast, Episode 23: Teaching Tuesday!

**[Instrumental]**

**Gabby:** Welcome to the All Ears English Podcast, where you’ll finally get real, native English conversation. Now here are your hosts, Lindsay McMahon, the ‘English Adventurer’ and Gabby Wallace, the ‘Language Angel,’ coming to you from Boston, Massachusetts, USA.

**Lindsay:** In this Teaching Tuesday, you’ll learn what I – what the term “Ivy League” really means.

**[Instrumental]**

**Lindsay:** So yesterday, on Monday, we talked about – we gave – Gabby gave you her top three tips for getting into the university that you want here in the



US and today we just wanna (want to) go through two or three (uh) phrases that you can learn from this lesson. So the first one, we said that it's really important 'to stay on top of' deadlines. So what the (heck) does that mean?

**Gabby:** 'To stay on top of' something is to manage it, to meet deadlines. I mean well we used that in an example 'to stay on top of' deadlines, but 'to stay on top' – it just means that you're doing what you should be doing.

**Lindsay:** Right.

**Gabby:** You're not letting your work pile up.

**Lindsay:** (Yep).

**Gabby:** That's another phrasal verb, but (um) you're just, you're doing all of your work by – in time.

**Lindsay:** You're getting things in on time. Can say "I'm on top of that." Right. "I'm on top of something."

**Gabby:** Exactly. "I'm on top of that." "I'm on top of my work." "I'm on top of (uh) homework." I don't know.

**Lindsay:** Perfect.

**Gabby:** Yeah.

**Lindsay:** Yeah that's it. That's a common phrase that we use and the other one was we talked about the 'Ivy League.'

**Gabby:** (Hmm).



**Lindsay:**

**Lindsay:** So the – this is an interesting one. So a lot of people know the term ‘Ivy League.’ It actually is a sports league. Okay. So it’s comprised of Brown University, Columbia, Cornell, Dartmouth, Harvard, Princeton, U Penn, and Yale. Okay. But...

**Gabby:** Well when people say the ‘Ivy League’ there’s this connotation of academic excellence. (Um) it’s difficult to get in. They’re very selective. Maybe 20% of applicants – applicants get in and it’s kind of a (uh) (like) a network of – how can I say just (like) (um) an elite network.

**Lindsay:** Elite schools. Right.

**Gabby:** Yeah.

**Lindsay:** But it’s just interesting that actually what it is is a sports network. It’s a group of teams that play each other in sports events.

**Gabby:** Right.

**Lindsay:** Sporting events.

**Gabby:** Right. But most people don’t think of the sports events.

**Lindsay:** Right.

**Gabby:** They just think about “Oh, those are good schools.”

**Lindsay:** Yeah. Which is really cool.

**Gabby:** And they’re all on the East coast.

**Lindsay:** Right. Northeast.

**Gabby:** Yeah.

**Lindsay:** Okay and what was the next term that you had Gabby.



**Gabby:** Okay. So we have (uh) a couple other just English phrases, so the next one is 'to make sure.'

**Lindsay:** (Hmm). So for this one, this is a way of (um) just checking on things. Right?

**Gabby:** (Mm-hm).

**Lindsay:** I want to make sure – I'm not sure if I turned off the oven and I'm gonna (going to) go back and 'make sure' that I turned off the oven when I'm leaving the house.

**Gabby:** Yeah. Yeah to check. I like how you said that.

**Lindsay:** To check.

**Gabby:** To double check.

**Lindsay:** Double-check. Yeah. And the last one was 'the right fit.' You wanna (want to) find the school that's the right fit.

**Gabby:** Absolutely. So something that you feel comfortable in. (Um) it could be, (you know), clothing, shoes, but when we say 'the right fit' (um) at a university, we mean you feel comfortable there, you feel like it suits your goals and your character and who you are.

**Lindsay:** Yeah. That's perfect. Okay.

**Gabby:** Great. Yeah. So cool. So let's just (um) have a minute for you to repeat the phrases. So repeat after me. (Uh) 'stay on top of,' 'Ivy League,' 'To make sure,' 'The right fit'.

**Lindsay:** Great. Cool.

**Gabby:** All right. Thanks Lindsay. And (um) I'll see you tomorrow for Wisdom Wednesday.

**Lindsay:** Wisdom Wednesday. All right. See you then.

**Gabby:** See ya' (you) then.



**Lindsay:**

**[Instrumental]**

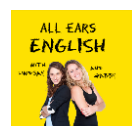
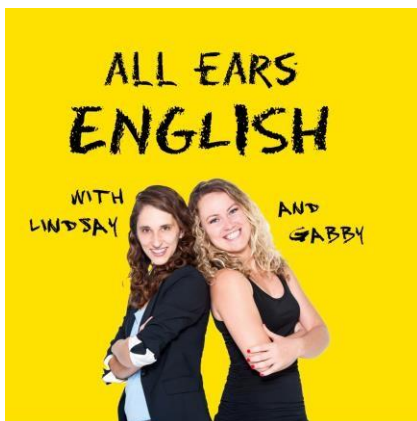
**Lindsay:** Hey. So I've heard that a lot of students get stuck at the intermediate level and they're looking for a way to push through, break through to that advanced fluent level of English. One of the best ways that you can do this is to listen to the podcast we have here but then also check your listening by reading our transcripts. (Um) it's the best way to get the most out of your All Ears English experience. So you can find all of our transcripts, everything we say, word for word, on our website. It's [www.allearsenglish.com/conversations](http://www.allearsenglish.com/conversations).

**[Instrumental]**

**Lindsay:** Thanks for listening to the All Ears English Podcast. We're here to help you learn English and you can help us by leaving a five star review on iTunes. See you next time!

---

AEE Episode 24: Study Languages Smarter and Faster with a Quick Tip from All Ears English



**Lindsay:** This is an All Ears English Podcast, Episode 24: Wisdom Wednesday.

**[Instrumental]**

**Gabby:** Welcome to the All Ears English Podcast, where you'll finally get real, native English conversation. Now here are your hosts, Lindsay McMahon, the 'English Adventurer' and Gabby Wallace, the 'Language Angel,' coming to you from Boston, Massachusetts, USA.

In today's episode, find out how you can use your own native language to help you learn English.

**[Instrumental]**

**Gabby:** Hey Lindsay. How's it going?

**Lindsay:** Hey Gabby. How are you today?

**Gabby:** Good. So I heard you have a good idea for practicing and improving a new language.

**Lindsay:** Yes. I have a great idea. This is something I've used for Japanese and for Spanish and it's turned out to be really useful. So the trick is find a language exchange.

**Gabby:** What's a language exchange?

**Lindsay:** A language exchange is (um) an opportunity to find someone who speaks the language that you're learning as a native speaker and you sit down with that person and you exchange languages. So you speak in your native language for half of the time and in their native language for half of the time and the person corrects you. Okay.

**Gabby:** That's so cool.



**Lindsay:**

**Lindsay:** Yeah, it's very cool. So...

**Gabby:** So, it's usually free right?

**Lindsay:** Yes.

**Gabby:** Okay.

**Lindsay:** Definitely free. Yeah.

**Gabby:** So I've heard of at least one website where you can do this online (um) using Skype or using (um) (you know) G-chat or whatever. There's one called Livemocha. Do you know that one?

**Lindsay:** Yeah. Livemocha is one.

**Gabby:** Okay.

**Lindsay:** Is one way you can do it and another thing, place you can go is (uh) languageexchange.com.

**Gabby:** I've heard of that one too.

**Lindsay:** Yep.

**Gabby:** Mixxer.com.

**Lindsay:** Mixxer, I don't know.

**Gabby:** M-i-x-x-e-r.

**Lindsay:** Okay.

**Gabby:** It might be the same as Languageexchange.

**Lindsay:** It might be. It might be the same.

**Gabby:** Okay.





- Lindsay:** And another place you can go is Craigslist. I mean, (you know), obviously with Craigslist, you have to be careful, but that's for a local connection, right?
- Gabby:** Yeah.
- Lindsay:** (Um), just meet the person in a public place. Um... yeah.
- Gabby:** Well, I was gonna (going to) say locally speaking for you guys living in the US, (I mean), you can go to a meet-up. There's (there are) often meet-ups for specific language groups. (Like) I know in Boston there's a Spanish meet-up for people who wanna (want to) speak Spanish and learn English and (um) or rather people who speak Spanish and wanna (want to) learn English, and English speakers...
- Lindsay:** Yeah.
- Gabby:** ...who wanna (want to) learn Spanish. (Um) there's one for Arabic, for French, for Portuguese. I mean there's (there are) so many different meetups. (Um) so that's a great way to do it. Also, if you live near a university, check out if the university has any language exchange set up (like) in their international department.
- Lindsay:** Awesome.
- Gabby:** Yeah.
- Lindsay:** So there's (there are) some great tips. So go for a language exchange. The point is you need to be practicing speaking as much as you can and a language exchange is a great way to do that.
- Gabby:** Yeah. Cool. It sounds like a, a great way to practice.
- Lindsay:** Absolutely.
- Gabby:** All right. So I'll see you tomorrow for our (uh) Deep Thoughts Thursday.
- Lindsay:** Absolutely. I'll be there.



**Lindsay:**

**Gabby:** Cool.

**Lindsay:** Will you be there?

**Gabby:** Yeah. I will.

**Lindsay:** See you then.

**Gabby:** See you then.

**[Instrumental]**

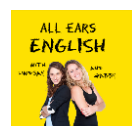
**Gabby:** Hey. So I've heard that a lot of students get stuck at the intermediate level and they're looking for a way to push through, break through to that advanced, fluent level of English. One of the best ways that you can do this is to listen to the podcast we have here but then also check your listening by reading our transcripts. (Um) it's the best way to get the most out of your All Ears English experience. So you can find all of our transcripts, everything we say, word for word, on our website. It's [www.allearsenglish.com/conversations](http://www.allearsenglish.com/conversations).

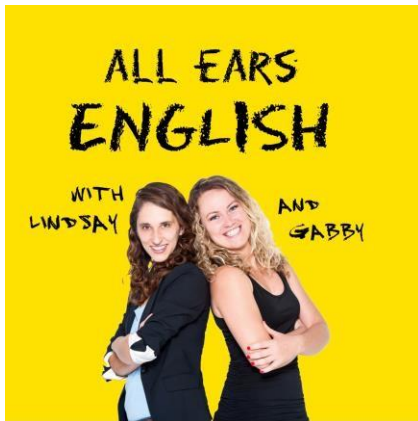
**[Instrumental]**

**Lindsay:** Thanks for listening to the All Ears English Podcast. We're here to help you learn English and you can help us by leaving a five star review on iTunes. See you next time!

---

AEE Episode 25: Learn English with your Heart- Inspiration for Language Study





**Lindsay:** This is an All Ears English Podcast, Episode 25: Deep Thoughts Thursday.

**[Instrumental]**

**Gabby:** Welcome to the All Ears English Podcast, where you'll finally get real, native English conversation. Now here are your hosts, Lindsay McMahon, the 'English Adventurer' and Gabby Wallace, the 'Language Angel,' coming to you from Boston, Massachusetts, USA.

In today's episode, we're going to share a quote and talk about why you may not be as successful in English yet as you want to be. **[Instrumental]**

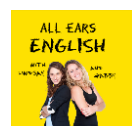
**Gabby:** Hey Lindsay!

**Lindsay:** Hey Gabby. What's up?

**Gabby:** Not much.

**Lindsay:** All right. So today we have a quote.

**Gabby:** We do. We have an awesome quote. "You have to go wholeheartedly into anything in order to achieve anything worth having." Nice.



**Lindsay:**

**Lindsay:** Well first of all, what does 'wholeheartedness' actually mean?

**Gabby:** Well it comes from – we have two root words. We have 'whole' and we have 'heart.' So basically put your 'whole' self, your 'whole' effort into doing something.

**Lindsay:** Yeah. And so today we would just invite you to ask yourself a question, (like) to what extent are you 'wholeheartedly' going into your English practice, into your English study?

**Gabby:** Right. Because honestly it does take incredible focus and effort to really delve into a language and see improvements.

**Lindsay:** Right.

**Gabby:** So if you're just doing it, (you know), just a little or because you feel like you have to, or (you know), you're just maybe saying you want to improve your English, but not doing anything about it, it's not going to work out, it's not going to improve.

**Lindsay:** Exactly. Are you saying you want to improve because your friends are saying the same thing? Or do you really, really want to improve because I see that there's a difference between the students that succeed and that don't succeed. The ones who really want it from the bottom of their hearts succeed. They actually do.

**Gabby:** Yeah. And it's -- *doing* is very important. I, I hear a lot of people say, "Oh, I'm trying to improve." But what are you *doing*?

**Lindsay:** Right.

**Gabby:** I mean, let's take an honest look at what are you doing to improve your English. (Um), you're listening to this podcast...

**Lindsay:** Hey!



**Gabby:** ...which is awesome.

**Lindsay:** Good choice.

**Gabby:** Yeah. Absolutely. (Um), but yeah, just think about how you can use your, your heart, your mind, just and focus and really see improvements because that's going to be so rewarding.

**Lindsay:** Absolutely. So take a day or two to kind of go inside and think about that.

**Gabby:** Cool.

**Lindsay:** Great.

**Gabby:** All right. So good quote Lindsay and I will see you on Monday next week. (Um), we're gonna (going to) talk about Christmas.

**Lindsay:** Christmas is coming.

**Gabby:** And (you know) how to celebrate when you're in the US and you might be away from your family.

**Lindsay:** All right. I'm looking forward to that one.

**Gabby:** Cool. See you then.

**Lindsay:** Have a good weekend.

**Gabby:** You too. Bye.

**[Instrumental]**

**Gabby:** Hey. So I've heard that a lot of students get stuck at the intermediate level and they're looking for a way to push through, break through to that advanced, fluent level of English. One of the best ways that you can do this is to listen to the podcast we have here but then also check your listening by reading our transcripts. (Um) it's the best way to get the most out of your All Ears English experience. So you can find all of our transcripts, everything we say, word for word, on our website. It's [www.allearsenglish.com/conversations](http://www.allearsenglish.com/conversations).

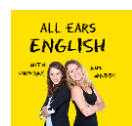


**Lindsay:**

**[Instrumental]**

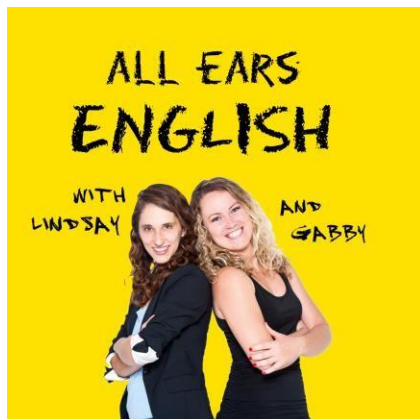
**Lindsay:** Thanks for listening to the All Ears English Podcast. We're here to help you learn English and you can help us by leaving a five star review on iTunes. See you next time!

**[Instrumental 04:16]**



---

## AEE Episode 27: Learn Key English Phrases and Vocabulary for Christmas Parties



**Lindsay:** This is an All Ears English Podcast, Episode 27: Teaching Tuesday.

**[Instrumental]**

**Gabby:** Welcome to the All Ears English Podcast, where you'll finally get real, native English conversation. Now here are your hosts, Lindsay McMahon, the 'English Adventurer' and Gabby Wallace, the 'Language Angel,' coming to you from Boston, Massachusetts, USA.

In this episode, learn why Lindsay doesn't wear high heels. **[Instrumental]**

**Gabby:** Hey Lindsay. How's it going?

**Lindsay:** Hey Gabby. What's, what's going on?

**Gabby:** Not much. So (um) yesterday we talked a little bit about being away from



**Lindsay:**

home in the US, in America, for Christmas and (um) some fun things you can do to really enjoy the holiday in a new way. So we'd like to discuss a few words that came up in that conversation. (Um) what was one word?

So one of the words was 'fancy.' So we talked about a 'fancy' party, (you know) a cocktail party being a 'fancy' party.

**Gabby:** Yeah. 'Fancy' is really common, but it, it's, it's (like)... What is it? It's (um)....

**Lindsay:** It's nice.

**Gabby:** Special.

**Lindsay:** Upscale.

**Gabby:** Yeah.

**Lindsay:** If you're talking about fashion, a 'fancy' way of dressing is just nicer...

**Gabby:** Ornate

**Lindsay:** ...than casual.

**Gabby:** Yeah.

**Lindsay:** Yeah.

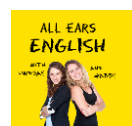
**Gabby:** And (I mean) the word is commonly used (um), but yeah, it's just like a special (um), high class...

**Lindsay:** Expensive

**Gabby:** Expensive. Yeah. Cool.

**Lindsay:** Fancy okay. And the other one was 'watch out.'

**Gabby:** Ooh, 'watch out'!



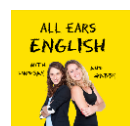


**Lindsay:** Watch out! Be careful!

**Gabby:** But you can use 'watch out' in another way, (like) 'watch out' for mistletoe. I think that's the way we used it or (you know) maybe 'watch out' for Christmas sales.

**Lindsay:** Right. Watch out. Keep an eye out.

**Gabby:** Yeah.



**Lindsay:**

Be aware of.

**Gabby:** Exactly. Look for... Cool. What's another one?

**Lindsay:** Well we said – we used the word 'gathering.'

**Gabby:** Yeah, 'gathering' can be another word for a party.

**Lindsay:** Yep. So when we 'gather' we come together. We're at a 'gathering.'

**Gabby:** Do you think 'gathering' has the meaning that it's (like) a little bit (um) more easygoing. (Like) you're probably not gonna be (like) listening to club music and dancing all over the place.

**Lindsay:** It probably wouldn't be a club scene, a gathering.

**Gabby:** No. (Like) I'm having a little gathering at my house.

**Lindsay:** Yeah. It sounds a little bit intimate.

**Gabby:** Okay.

**Lindsay:** Yeah. I would say that rather than a huge party...

**Gabby:** Right.

**Lindsay:** ...a small gathering.

**Gabby:** Right. Okay. Cool. And then our last word to share with you is 'heels.' So this is just short for high heels, right?

**Lindsay:** Yeah.

**Gabby:** Just (um) the shoes that women wear, make us look taller.

**Lindsay:** Right. Personally, I don't wear heels because I hate the way they feel on my feet.

**Gabby:** Yeah.



**Lindsay:** They're so painful.

**Gabby:** Well, but for fancy events...  
Yes.

**Gabby:** ...sometimes it's nice.

**Lindsay:** You (like) have to wear heels.

**Gabby:** Totally. Cool. So let's just say the words together. So repeat after us. (Um)  
Lindsay what's the first word?

**Lindsay:** Okay, so the first one is 'fancy.'

**Gabby:** 'Watch out for.'

**Lindsay:** 'Gathering.'

**Gabby:** 'Heels.'

**Lindsay:** Got it.

**Gabby:** Great. So I'll see you tomorrow for Wisdom Wednesday?

**Lindsay:** See you on Wednesday!

**[Instrumental]**

**Gabby:** Okay. So (you know), I've actually talked with 30 different students over the past few months and a lot of the students that I've spoken with have said that they're at an intermediate level or high intermediate level and they just can't seem to find a way to move beyond that intermediate level, to move to the advanced level. And this is what we wanna (want to) help you guys with, but if you really wanna (want to) move to that level, it's gonna (going to) require a little bit more of a commitment, okay? So go for the premium transcripts that we have available for you and in order to get those, you need to go to [www.all earsenglish.com/conversations](http://www.all earsenglish.com/conversations). So check it out.



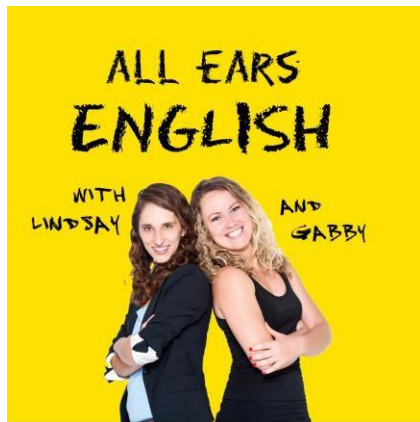
**Lindsay:**

**[Instrumental]**

**Lindsay:** Thanks for listening to the All Ears English Podcast. We're here to help you learn English and you can help us by leaving a five star review on iTunes. See you next time!

---

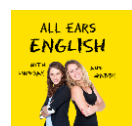
## AEE Episode 28: Expand Your English Vocabulary by Focusing on What You Like



**Lindsay:** This is an All Ears English Podcast, Episode 28: Wisdom Wednesday.

**[Instrumental]**

**Gabby:** Welcome to the All Ears English Podcast, where you'll finally get real, native English conversation. Now here are your hosts, Lindsay McMahon, the 'English Adventurer' and Gabby Wallace, the 'Language Angel,' coming to you from Boston, Massachusetts, USA.



**Lindsay:** In today's episode, learn how to expand your English vocabulary by focusing on what you like and what you're interested in. **[Instrumental]**

**Gabby:** Hey guys. How's it going?

**Lindsay:** Hey. It's going all right. How 'bout (about) you?

**Gabby:** Good. So today we're going to give a tip for (um) learning languages and the tip is to focus on your interests.

Yes. This is great idea because, (you know), you need to stay interested in what you're doing and this is going to motivate you to keep moving forward. What's an example of this? When have you done this Gabby?

**Gabby:** Well, I'm really interested in Latin music. I love to dance Salsa, Merengue, Bachata and so I'm always listening to Latin music. So, (you know), as I've been learning Spanish throughout my life (like) gosh for ten years now. (Um) I have learned so much from music. And it's great because the lyrics in these songs (um) are often (like) pretty commonly used phrases and the way that people talk. (Um) so it's been really helpful to listen to, to memorize the lyrics and to sing along. It's just helped in a lot of ways, with (um) listening comprehension, with pronunciation (um), and just like cultural references too.

**Lindsay:** Yeah. And I would imagine you go to the classes as well and you must meet people who are Spanish speakers for example or Portuguese.

**Gabby:** Oh yeah. Absolutely. Absolutely. That's a great point. And so (um) music is one way to help you learn a language, but (um) just focus on your interests (like) for example if you're interested in food, try to learn the vocabulary of ordering or the vocabulary of different ingredients.

**Lindsay:** Right. Try cooking in English.

**Gabby:** Yeah. Exactly (like) (um) reading recipes in English. (Um) yeah, just labeling things in English. What else? if you're interested in sports.



**Lindsay:**

**Lindsay:** Yeah.

**Gabby:** Focus on that. Yeah.

**Lindsay:** Right. Yeah. I sometimes recommend (um) to students to just go ahead and join a meet-up group that you're interested in and then go ahead and participate in that activity with native English speakers who are also interested in that thing.

**Gabby:** Yeah.

**Lindsay:** Right? Like photography.

**Gabby:** Well and the thing is, if you have a particular, a particular interest, (like) let's say photography and you learn a lot of vocabulary about that specific topic, well you might think 'Well, how is that going to be useful because it's so specific?' But the thing is a lot of the vocabulary that you'll learn is going to apply to other areas that you might not think of right away, but (um), but it will help you out in other areas of English.

**Lindsay:** Definitely. So stick with your interests and make it easier on yourself.

**Gabby:** Yeah. Absolutely. (Like) if I can just go back to your example about cooking. (Um) if you learn the verbs like 'to mix' or (um) to...

**Lindsay:** I don't know

**Gabby:** ...to, to 'to beat.'

**Lindsay:** Blend.

**Gabby:** 'To blend.' These are verbs that are definitely used in other contexts.

**Lindsay:** Right. Right. For sure.

**Gabby:** Right. Yeah.



- Lindsay:** Yeah. That's true. So.... Yeah. Find a – maybe find a partner who also enjoys the same thing and hopefully who is a native English speaker at the same time. So you can cook with that person.
- Gabby:** Yeah. That's a good tip.
- Lindsay:** Could be a good way to do it.
- Gabby:** Great. So yeah, I love this tip. And (um)... yeah. I'll see you tomorrow for...
- Lindsay:** See you tomorrow.
- Gabby:** ...Deep Thoughts Thursday.
- Lindsay:** Deep Thought Thursday.
- Gabby:** All right.
- Lindsay:** See you then.



**Gabby:** Bye.

**[Instrumental]**

**Gabby:** Okay. So (you know), I've actually talked with 30 different students over the past few months and a lot of the students that I've spoken with have said that they're at an intermediate level or high intermediate level and they just can't seem to find a way to move beyond that intermediate level, to move to the advanced level. And this is what we wanna (want to) help you guys with, but if you really wanna (want to) move to that level, it's gonna (going to) require a little bit more of a commitment, okay. So go for the premium transcripts that we have available for you and in order to get those, you need to go to [www.allearsenglish.com/conversations](http://www.allearsenglish.com/conversations). So check it out.

**[Instrumental]**

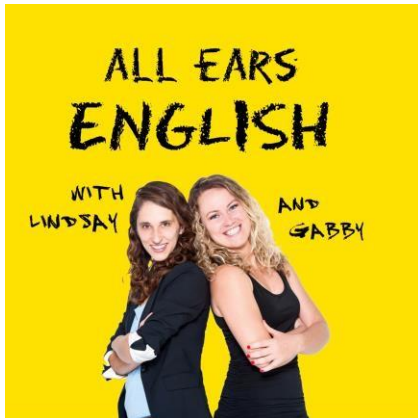
**Lindsay:** Thanks for listening to the All Ears English Podcast. We're here to help you learn English and you can help us by leaving a five star review on iTunes. See you next time!





---

## AEE Episode 29: Learn How to Take Action Today with Your English and How to Set a SMART Goal

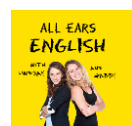


**Lindsay:** This is an All Ears English Podcast, Episode 29: Deep Thoughts Thursday.

### [Instrumental]

**Gabby:** Welcome to the All Ears English Podcast, where you'll finally get real, native English conversation. Now here are your hosts, Lindsay McMahon, the 'English Adventurer' and Gabby Wallace, the 'Language Angel,' coming to you from Boston, Massachusetts, USA.

**Lindsay:** In today's episode, you're gonna (going to) learn how to start taking action with your English today and how to set goals that are SMART. So put your ears into English!



**[Instrumental]**

**Gabby:** Hey Lindsay. What's up?

**Lindsay:** Hey Gabby.

**Gabby:** So today we have a pretty awesome quote. (Um) I was wondering if you would share that one.

**Lindsay:** Yes.

**Gabby:** From (uh) Pablo Picasso.

**Lindsay:** Oh yes. So did he really say this? I don't know, but we're assuming he did. Okay. "Action is the foundational key to all success."

**Gabby:** Yeah. I love it. So you were talking about (um) just taking little steps...

**Lindsay:** Yeah.

**Gabby:** ...to move toward your goal.

**Lindsay:** Yeah. I feel like it's really easy to get stuck in your head, right? Planning- you have a goal. You want to become fluent in English. You want to pass the TOEFL exam. It's very easy to start planning for that. How am I going to pass the exam? But what you really should do is just take one small action each day.

**Gabby:** Yeah. I totally agree. (Um) I have worked with students before who *think* about studying all the time and they think about all these things they should be doing and so it feels like they're spending a lot of time on learning English, but they're actually not *doing* anything and so they get...

**Lindsay:** (Mm) that's interesting.



- Gabby:** ...frustrated when their English skills don't improve or their test scores don't go up. So, yeah, it is interesting because it's like you spend all that time thinking about the topic. So you think you should be improving, but it's all about actually doing those tasks that can improve your skills.
- Lindsay:** And that time that you spend thinking is energy wasted.
- Gabby:** Exactly.
- Lindsay:** Isn't it?
- Gabby:** Exactly.
- Lindsay:** (Huh). Okay. So what is that key action that you're going to take starting today or starting tomorrow? Think about that and then take the action.
- Gabby:** Right. Well, and if you have a big goal (like) (um) 'get 100 on the TOEFL.' (You know) it's good to break that down into smaller steps, (um), or especially if you have a really general goal like 'be fluent in English.' It's a really big, general goal that needs to be broken down. And (um) there's something called a SMART goal, which is – okay it's an acronym so (S) - specific, (M) - measurable, (A) - achievable, (R) - reasonable, and (T) - timely. So (um) think about if your goal is all these things and (um) how you can break it down into the smallest little action possible because then it's easier to take action if you're just doing something small.
- Lindsay:** All right. Sounds like great advice. Interesting.
- Gabby:** Thanks.
- Lindsay:** Okay. So thanks for hanging out with us today.
- Gabby:** Thank you. We'll see you next week...



**Lindsay:** Next week.

**Gabby:** ...for a 'Meeting Monday.' We're talking about New Years in New York City.

**Lindsay:** Woo-hoo!

**Gabby:** See you then!

**[Instrumental]**

**Gabby:** Okay. So (you know), I've actually talked with 30 different students over the past few months and a lot of the students that I've spoken with have said that they're at an intermediate level or high intermediate level and they just can't seem to find a way to move beyond that intermediate level, to move to the advanced level. And this is what we wanna (want to) help you guys with, but if you really wanna (want to) move to that level, it's gonna (going to) require a little bit more of a commitment, okay. So go for the premium transcripts that we have available for you and in order to get those, you need to go to [www.allearsenglish.com/conversations](http://www.allearsenglish.com/conversations). So check it out.

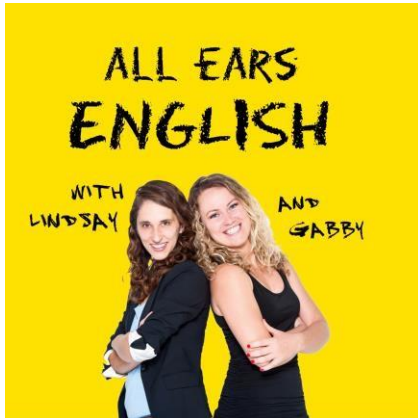
**[Instrumental]**

**Lindsay:** Thanks for listening to the All Ears English Podcast. We're here to help you learn English and you can help us by leaving a five star review on iTunes. See you next time.



---

## AEE Episode 30: The Best Ways to Spend New Year's Eve in New York City

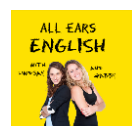


**Lindsay:** This is an All Ears English Podcast, Episode 30: Meeting Monday.

### [Instrumental]

**Gabby:** Welcome to the All Ears English Podcast, where you'll finally get real, native English conversation. Now here are your hosts, Lindsay McMahon, the 'English Adventurer' and Gabby Wallace, the 'Language Angel,' coming to you from Boston, Massachusetts, USA.

**Gabby:** In this episode, find out about four different ideas for what to do on New Year's in New York City.



**[Instrumental]**

**Gabby:** Hey Lindsay. How's it going?

**Lindsay:** Hey Gabby. What's going on?

**Gabby:** Well, here we are, Monday, and it's almost the end of the year. Can you believe it?

**Lindsay:** I am so excited to celebrate New Year's.

**Gabby:** I know. 2014 is coming up soon.

**Lindsay:** Yes. That's so exciting.

**Gabby:** It is.

**Lindsay:** Aw man. What are you gonna (going to) do this year for New Year's?

**Gabby:** Well, you know what? I know what I'm not gonna (going to) do. I'm not gonna (going to) go out and party like crazy 'cause (because) I've kinda been there and done that, and (you know) there's (there are) so many clubs where you can go out dancing and get crazy, but there's (there are) a lot of different things you can do that are fun and, (you know), where you get to spend time with your friends. (Um), like just watch the ball drop either on TV...

**Lindsay:** Right.

**Gabby:** or in New York City itself.

**Lindsay:** Yeah. So today we're talking about what people do in New York, specifically, on New Year's Eve. How could you spend – let's imagine that you're living here in Boston, maybe you're living in Washington, DC and you wanna (want to) spend New Year's Eve in New York City.



**Gabby:** Uh-huh.

**Lindsay:** To ring in the New Year.

**Gabby:** Yeah. It's (like) the iconic experience.

**Lindsay:** Absolutely.

**Gabby:** To be there in Times Square...

**Lindsay:** Yes.

**Gabby:** ...in New York City.

**Lindsay:** So yeah.

**Gabby:** I mean people all over the country, maybe all over the world, watch this celebration in Times Square to see that ball drop and start the New Year.

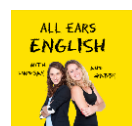
**Lindsay:** They do, but one thing I would warn you is that if you want to meet New Yorkers, you won't meet them in Times Square because actual people who live in New York don't -- they stay as far as they possibly can from Times Square.

**Gabby:** It's more popular with tourists.

**Lindsay:** For sure.

**Gabby:** And I'm sure New Yorkers feel that "been there, done that" kind of thing. I mean -- well, I mean Times Square is there. You can go there anytime (I mean), and New Year's Eve, is super, super crowded.

**Lindsay:** Definitely.



- Gabby:** So just going down there and having to deal with all the people might be kind of a headache for a native New Yorker...
- Lindsay:** Yeah.
- Gabby:** ...I suppose.
- Lindsay:** Yeah. I think native New Yorkers, in general, avoid Times Square all year.
- Gabby:** Umm.
- Lindsay:** Like they never – you don't go there.
- Gabby:** It is such a cool place. I was just there yesterday.
- Lindsay:** Uh-huh.
- Gabby:** (Um) I took a trip from Boston to New York City with a friend of mine and of course we went to Times Square. We had to go take pictures (you know). It's a, it's a must see...
- Lindsay:** Cool.
- Gabby:** ...if you go to New York City, but anyway back to New Year's Eve. If you do want to go to Times Square, it's really important to plan ahead and have a strategy to stay comfortable because you do have to stand there for several hours. You need to go early, find a spot, and then there's really not a lot of movement allowed, so you're gonna (going to) be standing in the same place for maybe up to six hours.
- Lindsay:** Right.





- Gabby:** (Um) so you need to have a plan, like bring some snacks, bring some water. (Uh) maybe find out in advance, if there is (like) a place where you can go, (you know), to use the facilities. Yeah, so (um), it can be exciting, kind of like a once in a lifetime experience, but definitely plan ahead and you might wanna (want to) go with some friends. You know, you don't wanna (want to) be walking around alone. It probably wouldn't be as fun, but (um) just...
- Lindsay:** And dress warmly.
- Gabby:** Oh that's right.
- Lindsay:** New York at New Year's Eve.
- Gabby:** Cold.
- Lindsay:** Right now it's the end of November, and its 25° (degrees) Fahrenheit, which is about 0 Celsius. Right?
- Gabby:** Yeah.
- Lindsay:** So, and it's only early November.
- Gabby:** So. Yeah. I feel like we should be specific about what it means to dress warmly because to my students it means wearing (like) fashionable jeans and a hoodie...
- Lindsay:** Oh boy.
- Gabby:** ...outside.
- Lindsay:** Okay.



**Gabby:** So yeah, wear long johns. Wear (like) at least two pairs of pants. (Um) wear about five layers on top. Wear a big winter coat.

**Lindsay:** Down coat.

**Gabby:** Hat. Yeah. Down coat. Yeah. Big down coat.

**Lindsay:** Wool hat.

**Gabby:** Wool hat, gloves, scarf, maybe even something that covers your face. (Like) it is cold.

**Lindsay:** Get the right materials.

**Gabby:** Yeah, yeah. Exactly. (Um), so yeah, so if you don't go to Times Square, what are some other things that you could do for New Year's Eve? Like around New York or even in Boston or another big city.

**Lindsay:** Yeah. (Um), so when I lived in New York, I just went to a house party on New Year's Eve, I think a few years in a row. So that's something that's typical.

**Gabby:** Yeah. I think that's one of the best things you can do is, (you know), if you have friends, (uh), nearby, (uh) see if they're having a house party or host your own house party if you have space for that.

**Lindsay:** Right 'cause (because) the problem that you run into, and this is true in Boston and New York, a lot of the bars or restaurants – sorry -- will offer the fixed price menu. Right. So you'll see that everywhere. So you're gonna (going to) end up spending a lot of money if you wanna (want to) go to a restaurant. Even like your average, (like) I think there's a restaurant here in Central Square that I tried to go to on New Year's Eve and they had fixed, a very basic burger joint...



**Gabby:** Okay.

**Lindsay:** ...where they had a fixed price menu...

**Gabby:** Okay.

**Lindsay:** ...which I thought was crazy so...

**Gabby:** ...It can be nice though. I mean if it's like...It's like a special celebration and that's where you want to go and maybe you don't have a great space to entertain with at home. It can be just more convenient to go out with your friends and, (you know), get (um) a fixed price menu or (like) go to a club or bar or whatever, whatever you're interested in. But I know (um) Lindsay there's (there are) other things you can do. You said you're gonna (going to) do something totally different.

**Lindsay:** Oh yeah. So this year – so the past few years, I actually, (um), I study meditation, so I've been going to my meditation center here in Cambridge Mass, (um), just to kind of ring in the New Year in that way, kind of reaffirming my commitment to meditation. But that's my own thing. I don't know. What about you?

**Gabby:** Oh gosh. Well, I haven't decided actually what I'm gonna (going to) do. I was just remembering last year, I was actually out of the country. I love to travel and I was in Brazil, in Salvador and they have this awesome outdoor concert that's free for everyone, so it gets crazy.

**Lindsay:** That sounds fun.

**Gabby:** It's a lot of people. But, yeah I love (um) Brazilian music and (uh) being there was great because it was summer time down there so...

**Lindsay:** Yeah, it's so different.



**Gabby:** Yeah.

**Lindsay:** Different seasons.

**Gabby:** Yeah.

**Lindsay:** Wow.

**Gabby:** It was very cool. So yeah, I hope everybody has a great New Year's. Stay warm. Stay safe. And just have fun.

**Lindsay:** Just enjoy.

**Gabby:** Yeah.

**Lindsay:** Happy New Year!

**Gabby:** Happy New Year! Well not yet. Soon. All right. We'll see you guys tomorrow for Teaching Tuesday.



**Lindsay:**

Bye.

**Gabby:** Bye.

**[Instrumental]**

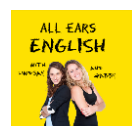
**Gabby:** I've been getting some questions from students, from listeners, from you guys (um) about what we're saying. Sometimes, (um) maybe you're listening and you're not quite sure if you caught what we said, or you heard us but you weren't sure about the word that we actually said, so what we've done is we've created transcripts where you can read every single word that we said in print. So it's super easy to understand everything and this is a great way to push your English up a level and to really feel confident with your understanding and be able to use those words in writing and speaking in your own conversations. So in order to get those premium transcripts, just come to [www.allearsenglish.com/conversations](http://www.allearsenglish.com/conversations).

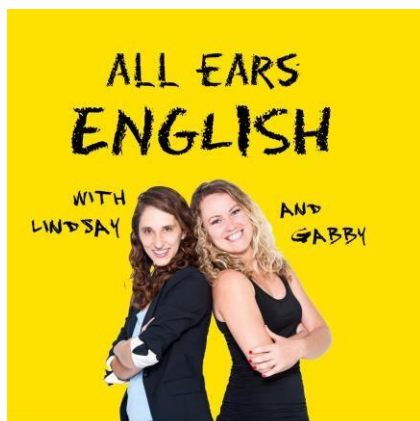
**[Instrumental]**

**Lindsay:** Thanks for listening to the All Ears English Podcast. We're here to help you learn English and you can help us by leaving a five star review on iTunes. See you next time!

---

AEE Episode 31: "What Are You Doing for New Year's Eve?" How to Ask Like a Native Speaker





**Lindsay:** This is an All Ears English Podcast, Episode 31: Teaching Tuesday.

**[Instrumental]**

**Gabby:** Welcome to the All Ears English Podcast, where you'll finally get real, native English conversation. Now here are your hosts, Lindsay McMahon, the 'English Adventurer' and Gabby Wallace, the 'Language Angel,' coming to you from Boston, Massachusetts, USA.

**Lindsay:** In today's episode, you'll learn how to ask a native English speaker what they're doing for New Year's Eve.

**[Instrumental] Gabby:**

Hey Lindsay.

**Lindsay:** Hey- Gabby!

**Gabby:** So today we're gonna (going to) talk about some of those phrases that we used in our conversation yesterday talking about New Year's Eve in New York City.

Yep (yes). We had some great phrases that you guys can use in your everyday life.



**Lindsay:**

**Gabby:** Yeah. What was one of those?

**Lindsay:** So one of them was 'to ring...' 'to ring in the New Year.' So this means to, you know, welcome the New Year in.

**Gabby:** Yeah. Ring-a-ling-a-ling. Just like a bell right?

**Lindsay:** Just like that. Ding, ding, ding.

**Gabby:** Yeah. Yeah. So 'ring in the New Year.' This is really a specific phrase that we kind of only use for New Year's.

**Lindsay:** Yes. Definitely. Only New Year's. So we can say "How are you going 'to ring in the New Year' this year?"

**Gabby:** Right. Very cool. Very idiomatic. The next phrase that I think I used (um), is (uh) 'iconic.' Like an iconic experience is the way I used it. So 'iconic' is (like) traditional...

**Lindsay:** Typical...

**Gabby:** ...typical... Yeah. (Um).

**Lindsay:** Something you think of when you think of that thing.

**Gabby:** Exactly. So (um) an 'iconic' image. For example, an 'iconic' image of New York City would be what like the Empire State Building or...

**Lindsay:** (Mm-hm). For sure (um), the Brooklyn Bridge.

**Gabby:** Yeah.

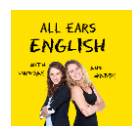
**Lindsay:** Statue of Liberty.

**Gabby:** Oh yeah.

**Lindsay:** Lots of things.



**Gabby:** Absolutely. Absolutely.





**Lindsay:**

Central Park.

**Gabby:** Yeah. Yeah, cool. So an 'iconic' experience (uh) similarly is like a (uh) very typical experience.

**Lindsay:** Yeah. Something you would do on average in New York, for example, on New Year's. Good.

**Gabby:** Great. (Um) what's the next one?

**Lindsay:** The next one is 'must-see.' So we use this as an adjective, right, to describe something, right?

**Gabby:** Right. Like (um) Times Square is a 'must-see' place in New York City if you're a visitor.

**Lindsay:** Right.

**Gabby:** Yeah, so 'must-see' events, location, place, 'must-see'...

**Lindsay:** Movie. Must-see movie.

**Gabby:** Must- see play.

**Lindsay:** Must-see museum maybe.

**Gabby:** Yeah.

**Lindsay:** (Um). Yeah, something that you -- it's so good, it's so famous, it's so well known, that you have to see it.

**Gabby:** (Mm-hm).

**Lindsay:** Cool.

**Gabby:** And (um) the last one is a phrasal verb 'to deal with.' So 'to deal with' something (um) – well how would we explain this – 'to deal with' something is -- I mean to, to take care of...



- Lindsay:** Yeah. Usually this sort of has a negative connotation to it, I think.
- Gabby:** Yeah. Totally.  
(Um) it's when something -- you're struggling with a problem.
- Gabby:** I don't wanna (want to) deal with that.
- Lindsay:** Oh, I just can't – I don't know how 'to deal with' that person.
- Gabby:** Yeah, yeah, yeah, yeah.
- Lindsay:** Or you don't want to deal with the crowds in Times Square in New York City.
- Gabby:** Exactly.
- Lindsay:** So hang out somewhere else in New York.
- Gabby:** Exactly, no, you're so right. I can't think of a way I would use this in a positive situation.
- Lindsay:** Yeah. Yeah. It really is pretty negative.
- Both:** Yeah. Yeah.
- Gabby:** I can 'deal with it' though. I think, I think you can use it like you're going to get by. I can 'deal with it.'
- Lindsay:** Yeah.
- Gabby:** Oh I have a lot of work, but I can 'deal with it.'
- Lindsay:** Exactly.
- Gabby:** Yeah. Cool. So (um) let's just repeat the four phrases that we shared. So start with the first one; it's 'ring in' so let's say the whole phrase, 'to ring in the New Year,' okay and then 'iconic.' Good what were the other two?



**Lindsay:**

**Lindsay:** 'Must- see' and 'deal with.'

**Gabby:** Awesome.

**Lindsay:** Yeah!

**Gabby:** All right. Thanks Lindsay.

**Lindsay:** See you guys.

**Gabby:** Yeah we'll see you guys tomorrow, Wisdom Wednesday.

**[Instrumental]**

**Gabby:** I've been getting some questions from students, from listeners, from you guys (um) about what we're saying. Sometimes (um) maybe you're listening and you're not quite sure if you caught what we said, or you heard us but you weren't sure about the word that we actually said, so what we've done is we've created transcripts where you can read every single word that we said in print. So it's super easy to understand everything and this is a great way to push your English up a level and to really feel confident with your understanding and to be able to use those words in writing and speaking in your own conversations. So in order to get those premium transcripts, just come to [www.allearsenglish.com/conversations](http://www.allearsenglish.com/conversations).

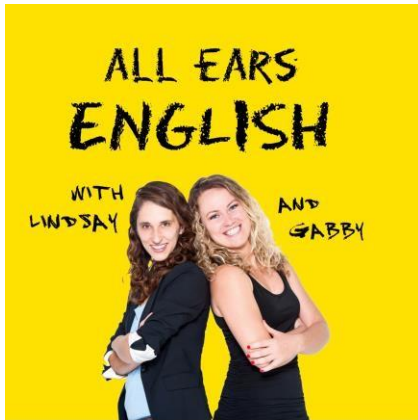
**[Instrumental]**

**Lindsay:** Thanks for listening to the All Ears English Podcast. We're here to help you learn English and you can help us by leaving a five star review on iTunes. See you next time!



---

## AEE Episode 32: Double your English-learning Power with a Great Study Tip



**Lindsay:** This is an All Ears English Podcast, Episode 32: Wisdom Wednesday.

**[Instrumental]**

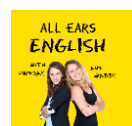
**Gabby:** Welcome to the All Ears English Podcast, where you'll finally get real, native English conversation. Now here are your hosts, Lindsay McMahon, the 'English Adventurer' and Gabby Wallace, the 'Language Angel,' coming to you from Boston, Massachusetts, USA.

In this episode, you're gonna (going to) find out how to get a 2-for-1 study experience where you'll double your language learning.

**[Instrumental]**

**Gabby:** Hey Lindsay. What's up?

**Lindsay:** Hey. What's up?



**Lindsay:**

**Gabby:** Well today we have a study tip for learning a language. (Uh) and basically the idea is to change the place where you study and one place I like to go that is different from where I usually study, (like), I usually just study at home.

Oh, okay.

**Gabby:** (Um), I like to go out to a café.

**Lindsay:** Hmm. Okay. Yeah. It's, it's a way that you could actually be studying English and at the same time be hearing it.

**Gabby:** Yeah, yeah. So...

**Lindsay:** You could eavesdrop on people.

**Gabby:** You guys, (I mean), you live in the US, so when you go out to a café, (you know), you can, like you said, you can kind of eavesdrop. You'll hear English around you and you can just sit back and relax. It's not like you're rushing to do errands or other things at the same time.

**Lindsay:** Right and where are some other places that people could study, so for varying the location, where else could they go?

**Gabby;** Yeah. (I mean), you could try a public library. You could go to...

**Lindsay:** The park maybe?

**Gabby:** Yeah, if the weather is nice out.

**Lindsay:** If the weather is nice.

**Gabby:** Definitely. Yeah. (Um) even a bookstore.

**Lindsay:** Bookstore.

**Gabby:** Mm-hm.



**Lindsay:**

**Lindsay:** Yeah.

**Gabby:** (Um), a university, even if you're not a university student, they often have, (you know), (like) libraries or (um) study buildings, study halls, (um), a cafeteria.

**Lindsay:** The public library. Yeah.

**Gabby:** Yeah. Even (um) (you know) a restaurant (like) if you are ordering food there, you could certainly stay for a little bit and...

For sure.

**Gabby:** ...and study.

**Lindsay:** Why not?

**Gabby:** Yeah. Any, any other ideas?

**Lindsay:** Hmm? Yeah. That's pretty much it I think. That sounds like a good tip. So...

**Gabby:** Great.

**Lindsay:** ...just take in the material in a different way, at different times, in different places.

**Gabby:** Yeah, yeah. Mix it up.

**Lindsay:** Yeah.

**Gabby:** And your studying could be (um) just more dynamic, more interesting. And I know this worked for me pretty well when I was in Argentina, I would go to cafes and (um) study a little bit with my book, but at the same time, was hearing people speak Spanish all around me and I could pick up different phrases that people were really saying. So on one hand I had my grammar book that I was studying, but on the other hand, I could hear real, live Spanish as people speak it in Argentina today.



**Lindsay:**

**Lindsay:** It's a nice way to stay motivated too.

**Gabby:** Yeah.

**Lindsay:** To not be too removed from the real language. Another one that I thought of is on the train. So...

**Gabby:** Oh. That's great.

**Lindsay:** Yeah. So...

**Gabby:** On the bus. On the train.  
Yeah. In one of our earlier episodes, we talked about creating little cards for yourself to put on your keychain, so that's something that you could do and study on the train.

**Gabby:** Yeah. That's a great idea. Or listen to this podcast on the train.

**Lindsay:** Of course.

**Gabby:** Great. Cool. Great tip. (Um). So yeah just try out different places and bring your podcast with you wherever you go. Yeah and we'll talk to you guys tomorrow. We have a 'Deep Thoughts Thursday' and we're gonna (going to) share a great quote with you.

**Lindsay:** Absolutely.

**Both:** See you tomorrow.

**[Instrumental]**

**Gabby:** I've been getting some questions from students, from listeners, from you guys (um) about what we're saying. Sometimes (um) maybe you're listening and you're not quite sure if you caught what we said, or you heard us but you weren't sure about the word that we actually said, so what we've done is we've created transcripts where you can read every single word that we said in print. So it's super easy to understand everything and this is a great way to push your English up a level and to



**Lindsay:**

really feel confident with your understanding and to be able to use those words in writing and speaking in your own conversations. So in order to get those premium transcripts, just come to [www.allearsenglish.com/conversations](http://www.allearsenglish.com/conversations).

**[Instrumental]**

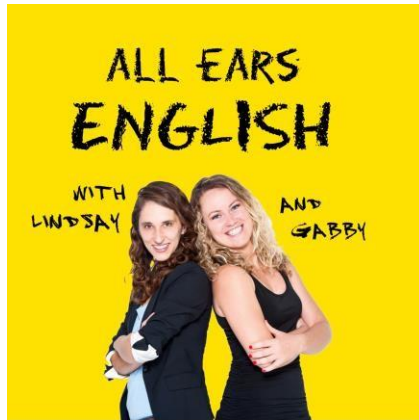
**Lindsay:** Thanks for listening to the All Ears English Podcast. We're here to help you learn English and you can help us by leaving a five star review on iTunes. See you next time.





---

## AEE Episode 33: When Is the Best Time to Start Studying English?



**Lindsay:** This is an All Ears English Podcast, Episode 33: Deep Thoughts Thursday.

**[Instrumental]**

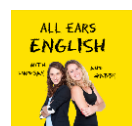
**Gabby:** Welcome to the All Ears English Podcast, where you'll finally get real, native English conversation. Now here are your hosts, Lindsay McMahon, the 'English Adventurer' and Gabby Wallace, the 'Language Angel,' coming to you from Boston, Massachusetts, USA.

**Lindsay:** In this episode, you'll find out when the perfect time is to start studying English.

**[Instrumental]**

**Lindsay:** Hey Gabby. How's it going today?

**Gabby:** Good. How are you doing Lindsay?



**Gabby:**

**Lindsay:** I'm doing great. So today we have a quote to share and what is that quote? Do you wanna (want to) read it?

**Gabby:** "Don't wait. The time will never be just right."

**Lindsay:** Oh my gosh. So deep.

It is. You know what? This is actually one of my favorite quotes. It's (um) kind of my philosophy. I mean, if you always wait for that point in the future when things are just right like, like when all the stars align and all the chips fall into place. You know it's just not gonna (going to) happen.

**Lindsay:** It's just never gonna (going to) happen because the stars really don't align. (I mean), you have to make them align, right?

**Gabby:** Exactly. So if we think about language learning, it's like well I will what? Study when I have more time?

**Lindsay:** You'll never have more time.

**Gabby:** Exactly. I know. You never get more time, right? (Uh), I'll enroll in a class when I have more money.

**Lindsay:** Mm-hm.

**Gabby:** (Um) I mean when you think about it, (like), if you invest in a class now, you'll probably reap the benefits and make more money in the long-term because you'll have that language skill.

**Lindsay:** Right and look at these, I don't know, famous entrepreneurs, famous people who've done amazing things. They have the same 24 hours in the day that you have.

**Gabby:** Right.



**Gabby:**

**Lindsay:** Right. So just think about how you're using that time and just go after the thing that you wanna (want to) do. Don't wait. Don't put it off because putting it off is just fearing it.

**Gabby:** Right. And this kinda (kind of) is (uh) is really directly linked to our quote from last week about, (you know), action is the foundational key to all success. It's just about taking action, right? (You know), don't delay. Of course think, right? Think a little bit, make sure you're taking the right (uh) course of action, but don't just stay in your head.

**Lindsay:** Definitely.  
Do, do take action. (Um), as far as your studying, (you know), if (um) it's, if it's important to you, you need to take five minutes. Just, if that's all you can spare at first, take five minutes and start studying. Those five minutes will make a difference.

**Lindsay:** (Mm-hmm). There you go.

**Gabby:** They really will. Same thing with (like) exercise. (I mean), if you can start with a five-minute jog, that's the best thing to do. (You know) you don't have to (um) pressure yourself into thinking 'Oh, I have to run for a mile...' or for – sorry – 'for (uh, uh) an hour.'

**Lindsay:** Yeah.

**Gabby:** You know (like)...

**Lindsay:** You'll start to build that sense of momentum.

**Gabby:** Yeah.

**Lindsay:** Absolutely.

**Gabby:** So just start small. Don't wait. Do it now.

**Lindsay:** Go for it.



**Gabby:**

**Gabby:** Go for it.

**Lindsay:** Yeah.

**Gabby:** Just do it. Cool. All right. Well, thank you so much for listening today to our 'Deep Thoughts Thursday.' And we can't wait to join you guys in the New Year, so...

**Lindsay:** Absolutely. And don't forget to subscribe to this podcast, if you haven't done it yet.

**Gabby:** Yeah. Absolutely. Subscribe, share it with your friends (um) and definitely we'll see you guys in the New Year. Keep listening.

**[Instrumental]**

I've been getting some questions from students, from listeners, from you guys (um) about what we're saying. Sometimes (um) maybe you're listening and you're not quite sure if you caught what we said, or you heard us but you weren't sure about the word that we actually said, so what we've done is we've created transcripts where you can read every single word that we said in print. So it's super easy to understand everything and this is a great way to push your English up a level and to really feel confident with your understanding and to be able to use those words in writing and speaking in your own conversations. So in order to get those premium transcripts, just come to [www.allearsenglish.com/conversations](http://www.allearsenglish.com/conversations).

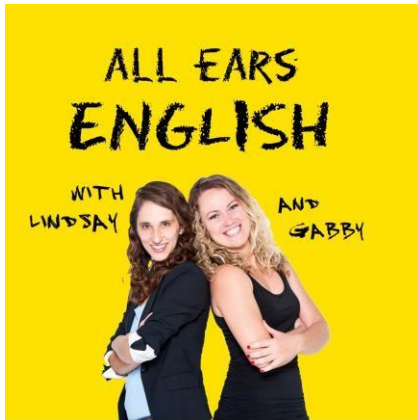
**[Instrumental]**

**Lindsay:** Thanks for listening to the All Ears English Podcast. We're here to help you learn English and you can help us by leaving a five star review on iTunes. See you next time.



---

## AEE Episode 34: New Year's English Reverse Resolutions



**Lindsay:** This is an All Ears English, Episode 34: Meeting Monday, “New Year’s English Reverse Resolutions.”

**[Instrumental]**

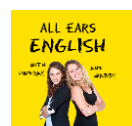
**Gabby:** Welcome to the All Ears English Podcast, where you’ll finally get real, native English conversation. Now here are your hosts, Lindsay McMahon, the ‘English Adventurer’ and Gabby Wallace, the ‘Language Angel,’ coming to you from Boston, Massachusetts, USA.

In this episode, you’ll learn how to put a unique spin on your New Year’s resolution by asking three key questions.

**[Instrumental]**

**Lindsay:** All right. So hey Gabby. How are you doing today?

**Gabby:** Great. How are you Lindsay?



**Lindsay:** Oh, I'm feeling really good and the reason is that this podcast really seems to be taking off.

**Gabby:** Yeah.

**Lindsay:** So since we launched around mid-November, we've actually had around 100,000 downloads!

**Gabby:** What?

**Lindsay:** Yeah. That's 100,000 downloads. Can you believe it?

**Gabby:** That's amazing.

**Lindsay:** So we just wanna (want to) say "Thank you" to you guys, to our listeners. (Um) we really, we're here to add value to your lives and to help you feel more confident with your English. So thanks for coming along for the ride.

**Gabby:** Yeah. Thank you all.

**Lindsay:** And we also wanna (want to) ask you to please go ahead and help us out by leaving us a review in iTunes or Stitcher Radio. This is really gonna (going to) help us to be able to continue to give you the best podcast that we possibly can. So please go straight to iTunes if you can and leave us a review. Let us know how you feel about this podcast.

**Gabby:** Yeah, you can also go to [allearsenglish.com/howto](http://allearsenglish.com/howto) and we've described, actually, in a video, how to leave a review because it is a little tricky.

**Lindsay:** All right. Great. So let's get down to business.

**Gabby:** Yeah.



**Gabby:**

**Lindsay:** So today we're talking about how you can use -- (um) how you can take a look at the year that's just gone by, 2013, and think about how you accomplished your goals or whether or not you accomplished your goals. Do you wanna (want to) say a little bit more about that Gabby?

**Gabby:** Yeah I do, but first, (I mean), everyone's talking about New Year's resolutions and they're looking ahead to the new year and making goals or resolutions. A lot of people talk about (like) I wanna (want to) get fit, I wanna (want to) go on a diet, I wanna (want to)...

**Lindsay:** Stop biting your nails, for example.  
...save a million dollars. Yeah. Yeah, yeah, yeah. There's (there are) so many, (like), typical resolutions, but I wanted to take a unique look at the idea of the New Year's resolution and I wanna (want to) talk today about what I call a 'reverse resolution.'

**Lindsay:** Cool. That sounds really cool. What does that mean?

**Gabby:** So the idea is to go back to 'reverse' (um) your thinking. Actually look back at 2013 and see what you did, what you wanted to do and what you did, and what worked and what didn't work. So, specifically, for your English language learning, take a look at what you wanted to do this year and were you able to accomplish that? (You know), what worked? Did listening to this podcast work for you for example? Or were there other things? Maybe you took a class or (um) did some other kind of language study? There's (there are) a million different things you could've done. Did it work for you? How did it go?

**Lindsay:** Yeah.

**Gabby:** (Um), yeah.



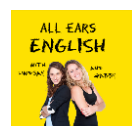
**Lindsay:** As they say -- I think I heard a quote somewhere. I don't know who said this, but the definition of insanity is continuing to do something that doesn't work and expecting different results.

**Gabby:** That is awesome.

**Lindsay:** So if something's not working -- that's why we're going through and we're doing this 'reverse resolution.' We wanna (want to) see what's not working so that we can make those changes for next year, right?

**Gabby:** Right. Absolutely. So I like to think of it as an annual review for yourself. (You know) sometimes -- well usually if you have a job in the US, we have an annual review where your supervisor will tell you what's working and what's not working for you as an employee. I just had mine a few weeks ago actually.

**Lindsay:** Oh, you did. How did that go?





**Gabby:**

Oh, it was good. It was great. (Um), but, but this is like a personal annual review where you get to measure your success from the past year.

**Lindsay:** Okay. So we look at what didn't work, what worked, and what was the third thing?

**Gabby:**

(Um), what worked, what didn't work, maybe (uh) what your, what your goals were and if you were able to achieve them (uh) in the past year. And, (you know), if you didn't actually set any specific goals, that's okay, but maybe that's an indicator that you want to set goals for the New Year. So I really think that this 'reverse (uh, uh) resolution' is the first step and then you might wanna (want to) go forward and make (like) a New Year's resolution for 2014. But you really have to look back and measure how far you've come...

**Lindsay:** Yeah.

**Gabby:** ...in order to move forward.

**Lindsay:** Yeah. And I would also say that one thing you might wanna (want to), you might wanna (want to) do this with a partner or for example, if you have an English tutor, you might wanna (want to) do this with your English tutor because it's hard to see your own improvement sometimes, right?

**Gabby:** Yeah.

**Lindsay:** Sometimes it's hard to step outside and look at yourself from the outside.

**Gabby:** Yeah. I agree.

**Lindsay:** And then we also sometimes have a hard time giving ourselves credit for things that we've done well.

**Gabby:** Yeah.



- Lindsay:** Right. So maybe ask a partner to sit down with you and do parts of this together.
- Gabby:** Yeah.
- Lindsay:** You think that could work?  
Absolutely. And if you have a tutor, if they don't already give you a kind of evaluation of your progress, ask them for it, especially if you're trying to work on your accent. Ask them for an evaluation of your accent and...
- Lindsay:** That's a good idea.
- Gabby:** ...how far you've come.
- Lindsay:** Definitely. See your progress.
- Gabby:** Okay cool. So one tool that I've found really helpful is (uh) kind of a spreadsheet to actually document your past year, your, your (self), annual review in writing and I found a pre-made (uh) spreadsheet on Chris Guillebeau's website. This was a blog post that he wrote on December 15, 2008, but it's still really helpful. You can just (um) Google 'Chris Guillebeau.' (Uh) I think it's called....
- Lindsay:** ..."The Art of Non-Conformity" is the name of his blog. (Uh) he's a really successful internet entrepreneur and a world traveler and he – it's interesting to listen to his advice 'cause (because) he really knows what he's doing.
- Gabby:** Yeah.
- Lindsay:** About how to be successful and the name of the post is...
- Gabby:** ["How to Conduct Your Own Annual Review"](#)
- Lindsay:** Cool.



**Gabby:**

**Gabby:** Yeah, so check that out and we just encourage you to specifically look at how your English has come along during this past year and how to move forward in the New Year.

**Lindsay:** All right. So good luck putting together your 'reverse resolution,' guys.

**Gabby:** Yeah.

**Lindsay:** And thanks for joining us today.

**Gabby:** Thanks guys.

**[Instrumental]**

**Gabby:** Hey Lindsay. So I've heard some of your students have been using the premium transcripts for this podcast. Tell me about that.

**Lindsay:** Yeah. (You know) this podcast is just, is fantastic if you wanna (want to) have some fun and you wanna (want to) learn a little bit, you wanna (want to) get a little bit of motivation for your English. But (you know) my students are actually really, really serious about improving and I'm, I'm excited about that. That's why I'm working with them. And so, so for them, the way for them to actually really improve is to use the premium transcripts. So we've been using those in class together (um) and they've been able to learn a ton.

**Gabby:** Yeah. Actually my students, too, (uh) they read the transcripts. You can read them out loud. You can do (um) some shadowing with the transcripts as well. You can look up vocabulary. You can do a lot of things. I don't want to go on and on, but the premium transcripts are super helpful and we want to encourage those of you who are serious about improving your English this New Year to try them out. You can find them at [allearsenglish.com/conversations](http://allearsenglish.com/conversations).

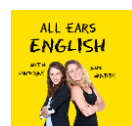
**Lindsay:** All right. So please check it out. Thanks guys.

**Gabby:** Thank you.



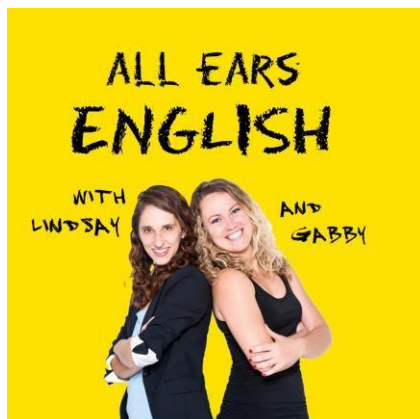
**[Instrumental]**

**Lindsay:** Thanks for listening to the All Ears English Podcast. We're here to help you learn English and you can help us by leaving a five star review on iTunes. See you next time.



---

## AEE Episode 35: English Tip: How to Answer a Question about Your Performance at Work



**Lindsay:** This is an All Ears English Podcast, Episode 35: Teaching Tuesdays, “English Tip: How to Answer a Question about Your Performance at Work.”

### [Instrumental]

**Gabby:** Welcome to the All Ears English Podcast, where you’ll finally get real, native English conversation. Now here are your hosts, Lindsay McMahon, the ‘English Adventurer’ and Gabby Wallace, the ‘Language Angel,’ coming to you from Boston, Massachusetts, USA.

**Lindsay:** In today’s episode, we’ll show you how to answer a key question about



your performance at work, plus three other very common native expressions in the English language.

**[Instrumental]**

**Gabby:** All right. Welcome everybody to the 'Teaching Tuesday.' Hey Lindsay!  
How's it going?

**Lindsay:** Hey Gabby. What's up?

**Gabby:** Oh, not much.

**Lindsay:** Cool.

**Gabby:** So we wanna (want to) talk about some phrases from the last episode where we talked about our New Year's English reverse resolutions. And the key question here was "How did it go?" So we wanna (want to) talk about what this question means and also how to answer it. So what does it mean if we say "How did it go?"

**Lindsay:** Yeah. So this question's pretty broad, right? So it's, you could answer this in a number of ways, but basically, it just means (kind of) 'what happened?' right?

**Gabby:** Exactly.

**Lindsay:** And we want to know whether things went well or didn't go so well.

**Gabby:** Yeah, exactly.

**Lindsay:** So how did it go? So what's one way – so if things went well, what are some ways that you might answer this?



**Gabby:** "Great!"

**Lindsay:** "Awesome!"

**Gabby:** "Was amazing."

**Lindsay:** "Went so well."

**Gabby:** Yeah.

**Lindsay:** Right.

**Gabby:** "It was all right." We could say "All right." We could say "Okay."

**Lindsay:** Or "Not bad."

**Gabby:** Yeah. "It was more or less." Yeah.

**Lindsay:** Yeah. And if it didn't go so well, if it's a thumbs down situation...?

**Gabby:** Well, (you know), we tend to put a positive spin on things anyway.

**Lindsay:** Yeah.

**Gabby:** So even if it was horrible, you might not want to say it was terrible, you could say, "Well, I'm sure next time will be better."

**Lindsay:** Yeah. And just to note that that's also a very (kind of) American point of view, right? This is something that we do in the US. We like to look on the bright side as they say. It's actually an idiom in our, in our language.

**Gabby:** Yeah.

**Lindsay:** (Um) to look on the bright side to kind of see the positive side of things, and (uh), so just to, to take note of that, it's kind of interesting.



**Gabby:** Yeah. 'It could have been better' or 'it will be better next time.' Great.

**Lindsay:** Yeah.

**Gabby:** And – (I mean) those are several options that you could use to answer this question quickly, but if you want to go more in depth with your own answer and try this out related to something you've done like a meeting or presentation or talking about your year, (um) Lindsay has a special program to help you out with this.

**Lindsay:** Yeah. So when you guys are actually gonna (going to) try to really own your English skills and take your English to the next level, listening is a really key piece, but the other piece is practicing. And I know that a big problem that a lot of you guys have is a lack of opportunities to practice your English with native speakers. Is it true?

**Gabby:** Yeah.

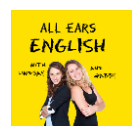
**Lindsay:** I think it's true.

**Gabby:** Yeah.

**Lindsay:** So I'm working on a project called "Speakative" and this is a new online platform that I'm creating to help you connect with native speakers and to practice your English after learning very specific vocabulary words. So if you wanna (want to) check that out, I'll give you a session for free if you come over to [www.speakative.com](http://www.speakative.com). That's s-p-e-a-k-a-t-i-v-e.com. So come on over there and I'll see you there!

**Gabby:** That sounds awesome.

**Lindsay:** Yeah. Thank you. I'm very excited about it.





**Gabby:** Very cool. So we covered that important question, “How did it go?” But we have three bonus phrases for you that we’re going to quickly explain. (Um), so what’s the next one Lindsay?

**Lindsay:** Okay. So the next phrase is ‘to give yourself credit.’

**Gabby:** (Um) ‘to give credit.’ So like to recognize your efforts.

**Lindsay:** Yeah. Credit is a positive thing. It’s (um) recognition, right? So give yourself credit. Sometimes, it’s hard to, as we said it’s hard to (you know) (uh) recognize what you’ve done that’s good (um) ‘to give yourself credit.’

**Gabby:** Yeah. Great. It’s important. (Um) the next phrase we have is ‘to put a spin on something.’

**Lindsay:** This is kind of a cool phrase.

**Gabby:** Yeah. If you ‘put a spin on something,’ you’re giving it your own unique (uh) perspective or your unique thought. (Um) ‘putting a spin’ is just making something a little bit different.

**Lindsay:** Mm-hm. Yeah, kind of turning it – sometimes it could be – yeah a slight change or it could also be (sort of) turning it upside down and taking a reverse point of view on it.

**Gabby;** Yeah.

**Lindsay:** Yeah. So ‘put a spin on it.’

**Gabby:** Cool. And our last phrase today is a phrasal verb ‘taking off.’ So this can mean a few different things. We were talking about our podcast here. You guys are listening so much that the podcast and the downloads of the podcast is (are) really ‘taking off.’



**Lindsay:** Yeah. That means it's succeeding. In this case we're talking about, we're having a lot of success with the podcast...

**Gabby:** Very quickly.

**Lindsay:** ...thanks to you guys. Yeah.

**Gabby:** Yeah.

**Lindsay:** Absolutely. So to take off. And it also could mean, so an airplane takes off.

**Gabby:** Yeah. Or like "Hey, I'm taking off. I need to leave now."

**Lindsay:** Yeah or 'taking off' your hat.

**Gabby:** There you go.

**Lindsay:** 'Taking off' your shoes.

**Gabby:** Yeah.

**Lindsay:** This phrasal verb has a lot of meanings.

**Gabby:** Or 'can you take 50% off?'

**Lindsay:** Right.

**Gabby:** ...and give me a good deal?

**Lindsay:** Right. Oh my gosh. How many meanings are there?

**Gabby:** There are a lot. Yeah.

**Lindsay:** So the one we want you to focus on today is as we just said, succeeding...



**Gabby:** Yeah.

**Lindsay:** ...and surging.

**Gabby:** My career is 'taking off.' Great. Cool. So we want to give you guys a chance just to repeat really quick (quickly). So repeat the phrases after us please. First: "How did it go?"

**Lindsay:** And 'to give credit.'

**Gabby:** 'To put a spin on something.'

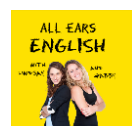
**Lindsay:** 'To take off.'

**Gabby:** All right. Thanks you guys.

**[Instrumental]**

**Gabby:** Hey Lindsay. So I've heard some of your students have been using the premium transcripts for this podcast. Tell me about that.

**Lindsay:** Yeah. (You know) this podcast is just, is fantastic if you wanna (want to) have some fun and you wanna (want to) learn a little bit, you wanna (want to) get a little bit of motivation for your English. But (you know) my students are actually really, really serious about improving and I'm, I'm excited about that. That's why I'm working with them. And so, so for them, the way for them to actually really improve is to use the premium transcripts. So we've been using those in class together (um) and they've been able to learn a ton.



**Gabby:**

Yeah. Actually my students, too, (uh) they read the transcripts. You can read them out loud. You can do (um) some shadowing with the transcripts as well. You can look up vocabulary. You can do a lot of things. I don't want to go on and on, but the premium transcripts are super helpful and we want to encourage those of you who are serious about improving your English this New Year to try them out. You can find them at [allearsenglish.com/conversations](http://allearsenglish.com/conversations).

**Lindsay:** All right. So please check it out. Thanks guys.

**Gabby:** Thank you.

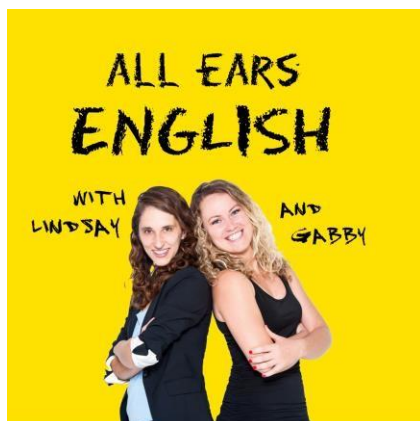
**[Instrumental]**

**Lindsay:** Thanks for listening to the All Ears English Podcast. We're here to help you learn English and you can help us by leaving a five star review on iTunes. See you next time.

---

AEE Episode 36: Spice Up Your English with Ron from English Funcast





**Lindsay:** This is an All Ears English Podcast, Episode 36: Wisdom Wednesday, “Spice Up Your English with Humor and Learn a Joke.”

**[Instrumental]**

**Gabby:** Welcome to the All Ears English Podcast, where you’ll finally get real, native English conversation. Now here are your hosts, Lindsay McMahon, the ‘English Adventurer’ and Gabby Wallace, the ‘Language Angel,’ coming to you from Boston, Massachusetts, USA.

In today’s episode, we have a super special and funny guest.

**[Instrumental]**

**Lindsay:** Okay, so today we’re here with Ron from the English Funcast and we’re so happy to have you here. Thanks so much for joining us today Ron.

**Ron:** Thanks for having me.



- Lindsay:** All right. Great. So we're, we're really excited to have you here and we'd love to kind of ask you a couple of questions about your, about your podcast, about what you're doing over at English Funecast.
- Gabby:** Yeah.
- Ron:** All right. Sure.
- Lindsay:** All right. Cool. So Gabby, you wanna (want to) ask a question?
- Gabby:** Yeah. So just tell us a little bit about you and about the Funecast. (Um) tell us about what you do.
- Ron:** All right. So I'm originally an English teacher. I taught in China for a few years and then I came back to Canada and I'm teaching here at (like) a private high school. And in my spare time, I like to do comedy. I do a lot of stand-up comedy. I go to different bars in Toronto and I tell jokes. And what I did was I created the English Funecast Podcast where it's a method where I can (like) tell jokes and at the same time teach English, because when you like learn from jokes, if you laugh at a joke in English, it means you actually understood the joke. There's (there are) a lot of puns you can learn and (like) homonyms and stuff like that.
- Lindsay:** Excellent.
- Gabby:** That's so cool.
- Lindsay:** I like that.
- Gabby:** Yeah. I love stand-up comedy.
- Lindsay:** Yeah. That's great. Do you sometimes get some of your listeners to come and listen to you in Toronto doing the comedy?



**Ron:** (Um) no, not really. I never got any listeners to come to Toronto. I was in Europe actually last year and I had some of my listeners come to see my show there, but they didn't really understand my jokes. I think my standup that I do in bars is much different than the ones I do on my podcast.

**Lindsay:** Absolutely. Absolutely.

**Gabby:** I could see that.

**Lindsay:** Yeah. That's great. So (um) what do you think is the benefit of sort of learning English with humor? What would you say?

**Ron:** I guess it's exciting. (Like) it gets (like) (um) the listeners, (like) the learners focused and (like) when you start reading it, if you read it over and over again, once they understand it they'll actually start laughing and this way they know that (like) they understood what they just read.

**Lindsay:** Yeah.

**Gabby:** Right.

**Lindsay:** Yeah. Probably really helps people relax.

**Ron:** Yeah. I was actually teaching a class today. Do you guys know who Rastamouse is?

**Lindsay:** No, I don't think so. Do you know who that is? No.

**Ron:** Have you heard of Rastamouse? - this show in Canada. I think they sold it to the US. It's like a Rastafarian Children's Show for Learning English. But all they do is they speak (like) Jamaican slang and it's hilarious.

**Lindsay:** Interesting.



**Gabby:** That's different.

**Lindsay:** Yeah.

**Ron:** So (like) I made, I made my students watch it today, so it's (like) they speak (like) [in Jamaican accent] "Me want to go eat the cheese man. Who be eating the cheese?"

**Gabby:** That's great. You sure you're not Jamaican?

**Ron:** No. I'm definitely not. But it was – they were confused because I had the captioning on. (Uh) it's on Netflix and I made them read the captioning and they have (like) completely wrong spelling. So they spell (like) "me" (like) "m-i" or (like) instead of "this", t-h-i-s, it be like d-i-s.

**Gabby:** Oh, okay.

**Ron:** So I teach them (like) the difference how (like) this is not (like) real proper English, but it's more of a slang English.

**Lindsay:** Interesting material. I bet that was fun for your students.

**Ron:** [Jamaican accent] Yeah man, they had a blast.

**Lindsay:** Oh that's fantastic. That's great. So what do you see as the vision for English Funecast in the future in terms of your students? Like whaddya (what do you) want them to be able to do?





- Ron:** I just want them to, (you know), improve their English and have a good time while doing it, right? (Like) I think the most important thing when (like) studying a language is to be able to motivate yourself, right? Like there (there are) many different methods out there and people have to find the best method for themselves. And if they like to laugh and learn, then maybe that's a method that they'd enjoy.
- Gabby:** Awesome. Awesome.
- Lindsay:** Yeah. Well everybody likes humor. I think like 99% of people, right, like humor.
- Gabby:** Right. Right.
- Gabby:** So it seems like a great motivator to learn.
- Lindsay:** And we know that people are looking for a different way to learn English.
- Gabby:** Yeah. You know I think it can be difficult to, to learn humor and to have a sense of humor in a second language because there's (there are) so many (like) double entendres or double meanings or (like) cultural references, so how do you help English learners to get there, to understanding some of those, like the puns or the double meanings, or cultural references.
- Ron:** (Um), I read jokes. Here's a joke. I have a joke right now. Can we do a joke right now?
- Gabby:** Definitely.
- Lindsay:** Yeah. Let's hear it.
- Ron:** So here's the joke I have. It's not the greatest joke, but it's okay. (Um) it's: Last night I went to a 24-hour grocery. When I got there the guy was



locking the front door. I said “Hey, the sign says you’re open 24 hours.” He goes, “Not in a row.” That was an okay joke. But what’s good about that joke is that they learn (like) I can (like) talk about (like) how there’s (there are) different (like) (um) grocery stores, I guess in Canada and the US it’s 7/11 and they’re open 24/7, right? Some countries, I guess, you don’t have that and (like) the meaning of “not in a row” right? So “in a row” it means continuous. But “not in a row” means that there’s (there are) (um) breaks. Like when you go to work, you don’t always work eight hours in a row, you can say, I work maybe four hours and then I’ll go on break for lunch and then I’ll continue, I’ll work four more hours in a row.

**Lindsay:** Oh, interesting. That’s really key information to understand if people are living in Canada and (you know) trying to get around.

**Ron:** Yeah. Definitely.

**Gabby:** Yeah, so you just, you break down the joke and make sure that the key parts are understood.

**Lindsay:** Great. Well this has been great. Ron, thanks so much for coming to talk with us today. And it’s been really exciting to, to meet you. So can you let our listeners know where they can find you online?

**Ron:** So you guys can find me online at [englishfuncast.com](http://englishfuncast.com) and on Facebook at [Learn English Funcast](#). It’s a fun page.

**Lindsay:** All right. Cool. Well thanks so much.

**Gabby:** Yeah. Thanks so much.

**Ron:** Thanks for having me.

**Gabby:** All right. Take care.



**Ron:** All right. Bye-bye.

**[Instrumental]**

**Gabby:** Hey Lindsay. So I've heard some of your students have been using the premium transcripts for this podcast. Tell me about that.

**Lindsay:** Yeah. (You know) this podcast is just, is fantastic if you wanna (want to) have some fun and you wanna (want to) learn a little bit, you wanna (want to) get a little bit of motivation for your English. But (you know) my students are actually really, really serious about improving and I'm, I'm excited about that. That's why I'm working with them. And so, so for them, the way for them to actually really improve is to use the premium transcripts. So we've been using those in class together (um) and they've been able to learn a ton.

**Gabby:** Yeah. Actually my students, too, (uh) they read the transcripts. You can read them out loud. You can do (um) some shadowing with the transcripts as well. You can look up vocabulary. You can do a lot of things. I don't want to go on and on, but the premium transcripts are super helpful and we want to encourage those of you who are serious about improving your English this New Year to try them out. You can find them at [allenglishears.com/conversations](http://allenglishears.com/conversations).

**Lindsay:** All right. So please check it out. Thanks guys.

**Gabby:** Thank you.

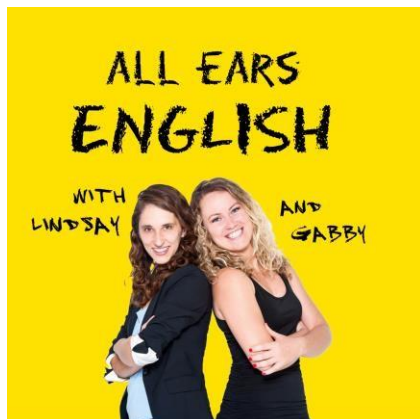
**[Instrumental]**

**Lindsay:** Thanks for listening to the All Ears English Podcast. We're here to help you learn English and you can help us by leaving a five star review on iTunes. See you next time.



---

## AEE Episode 37: Why Enthusiasm Is Everything for English Learners



**Lindsay:** This is an All Ears English Podcast, Episode 37: Deep Thoughts Thursday, “Why Enthusiasm Is Everything for English Learners.”

**[Instrumental]**

**Gabby:** Welcome to the All Ears English Podcast, where you’ll finally get real, native English conversation. Now here are your hosts, Lindsay McMahon, the ‘English Adventurer’ and Gabby Wallace, the ‘Language Angel,’ coming to you from Boston, Massachusetts, USA.

**Lindsay:** In this episode, you’ll learn two key ways to bring more enthusiasm into your English learning.



**[Instrumental]**

**Gabby:** Hey Lindsay. What's up?

**Lindsay:** Hey Gabby. Feeling pretty good today.

**Gabby:** Awesome. Well today for 'Deep Thoughts Thursday' we have a quote from Ralph Waldo Emerson and it goes like this: "Enthusiasm is the mother of effort and without it, nothing great was ever achieved."

**Lindsay:** Mm. very deep.

**Gabby:** Yeah, (you know), people sometimes, (you know), they have this critique of being too enthusiastic.

**Lindsay:** Oh my god. It so sort of post-modern, right?

**Gabby:** Yeah. Well and I think (like) in general, Americans are kind of known for being too enthusiastic. Everything is really, super amazing and super cool, incredible. We use a lot of these (um) (like) amplified descriptors.

**Lindsay:** Awesome.

**Gabby:** So, so really amazingly cool, right? And we're very positive. We tend to have a lot of enthusiasm or superlatives in our speech, but you know what, it's important.

**Lindsay:** Yes. I know. That's what I'm saying. I don't like the idea that (like) sometimes people jump on this (sort of) (um) enthusiasm as being cheesy or (sort of)... Because yeah, this is very true. You're not gonna (going to) get anywhere in life without enthusiasm.

**Gabby:** Yeah.



**Lindsay:** And what's the point of living without enthusiasm anyway?

**Gabby:** Yeah. Totally. Have some (uh) some energy there. When you get enthusiastic or you get inspired, you get energetic about something, it gives you the energy, it gives you the (um) (kind of) the what?- the initiative....

**Lindsay:** ...the edge. It gives you a lot of things.

**Gabby:** Yeah.

**Lindsay:** But, yeah, it gives you that initial surge of energy to move forward, to start a project or in the case for you guys as English learners to initiate a conversation.

**Gabby:** Right.

**Lindsay:** Or keep learning even when you've made a lot of mistakes.

**Gabby:** Right and to put that effort in knowing that with effort you will achieve something you can be enthusiastic about.

**Lindsay:** Yeah. Absolutely. So try to find a sense of enthusiasm for your English and maybe if you're not feeling enthusiastic about it, ask yourself why. What's, what's going on? Are you using the wrong materials? Do you need people in your life to inspire you? Like what do you need?

**Gabby:** What helps you to be enthusiastic? (Um), I have a couple of ideas. (Like) I love watching Ted Talks and there, there are probably thousands of Ted Talks and some of them are really, really good and they inspire me and they get me enthusiastic to put effort into my projects. (Um) what else? What, what do you get enthusiastic about? Or how, how do you get inspired to be enthusiastic?



**Lindsay:** Yeah, I get inspired (um) through connecting with people. So that's – I've said this before on this podcast, but that's who I am. I like connecting with people. That's why I learn languages, that's why I teach, because I love (um) that, the fact that when you learn a new language, that opens that window to actually talk with somebody from another part of the world that you never would've connected with otherwise. So for me it's practicing. So when I go out and I wanna (want to) work on my Spanish, it's about practicing it with people and creating a connection with them and maybe having a laugh, sharing a drink, something like that.

**Gabby:** Great. Well that's awesome. Thanks for the, the practical tip and (um) I, I just want to thank you guys for listening. I want to inspire you. We want to give you enthusiasm and (uh), yeah, enthusiasm to put your ears into English, right?

**Lindsay:** Yeah. Put those ears in. So we'll see you guys next time.

**Gabby:** Thanks guys.

**[Instrumental]**

**Gabby:** Hey Lindsay. So I've heard some of your students have been using the premium transcripts for this podcast. Tell me about that.



**Lindsay:** Yeah. (You know) this podcast is just, is fantastic if you wanna (want to) have some fun and you wanna (want to) learn a little bit, you wanna (want to) get a little bit of motivation for your English. But (you know) my students are actually really, really serious about improving and I'm, I'm excited about that. That's why I'm working with them. And so, so for them, the way for them to actually really improve is to use the premium transcripts. So we've been using those in class together (um) and they've been able to learn a ton.

**Gabby:** Yeah. Actually my students, too, (uh) they read the transcripts. You can read them out loud. You can do (um) some shadowing with the transcripts as well. You can look up vocabulary. You can do a lot of things. I don't want to go on and on, but the premium transcripts are super helpful and we want to encourage those of you who are serious about improving your English this New Year to try them out. You can find them at [allenglishears.com/conversations](http://allenglishears.com/conversations).

**Lindsay:** All right. So please check it out. Thanks guys.

**Gabby:** Thank you.

**[Instrumental]**

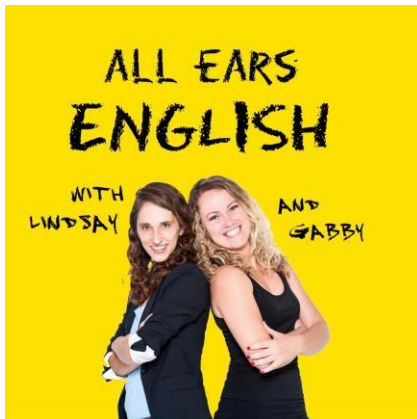
**Lindsay:** Thanks for listening to the All Ears English Podcast. We're here to help you learn English and you can help us by leaving a five star review on iTunes. See you next time.

---

AEE Episode 38: Survival English for your Next Island Vacation







**Lindsay:** This is an All Ears English Podcast, Episode 38: Meeting Monday, “Survival English for Your Next Island Vacation.”

**[Instrumental]**

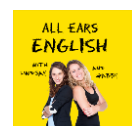
**Gabby:** Welcome to the All Ears English Podcast, where you’ll finally get real, native English conversation. Now here are your hosts, Lindsay McMahon, the ‘English Adventurer’ and Gabby Wallace, the ‘Language Angel,’ coming to you from Boston, Massachusetts, USA.

On today’s show we have a very special guest who is going to give you survival English tips and phrases for your next visit to an island nation.

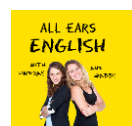
**[Instrumental]**

**Gabby:** Hey Lindsay. How’s it going?

**Lindsay:** Hey Gabby. How are you today?



- Gabby:** Doing good. (Uh), I'm actually here in England with my friend Matthew Clark.
- Lindsay:** Awesome. Yeah and I'm, I'm here in Boston, in Cambridge, just hanging out in the snow.
- Gabby:** I think Matt wanted to say hello.
- Matt:** Hello? How are you two doing?
- Gabby:** We're good. We're good. Yeah, you said Boston's getting a lot of snow (huh)?
- Lindsay:** Yeah, absolutely. So we're getting, we've got about a foot and a half of snow here. It's crazy.
- Gabby:** Oh, my goodness. I'm so happy I'm not there. Everything is a bit cold and rainy here in England, but (uh) no snow.
- Lindsay:** Absolutely.
- Gabby:** So actually (um) my friend Matt is (uh) is from Trinidad and I wanted to (um) bring him on the show for some island flavor this week (uh) to kind of (uh) yeah, to, to get rid of (uh) all that, that snow and all that (uh) I don't know, that awful weather in Boston, and (um)... so, 'cause (because) last week we had Ron on the show, right? from the English Funcast. And he (uh), he was talking about the Rastamouse program. You remember that Lindsay?
- Lindsay:** Yeah, that was a lot of fun.
- Gabby:** That was hilarious.



**Lindsay:** Yeah, it was great.

**Gabby:** He did (um), he did talk about some kind of (like) Jamaican island English and (uh), yeah I thought it would be cool to share with, with you guys, with, with our listeners some phrases (um) so you could learn a little bit more about island English, kind of a variation (um) of, yeah, of English.

**Lindsay:** That sounds great. So what kind of phrases are you going to teach us today Matt? What are we talking about here?

**Matt:** Well these are some very generic phrases. (Uh) you have to understand that (uh) the colloquial English that is spoken in Trinidad is a derivative of English, French, Spanish and maybe a few odds and sods of some other languages that have been mishmashed together and has evolved over time.

**Lindsay:** Oh, wow. Okay.

**Matt:** So it is just like regular English. It is constantly evolving and changing, but some generic forms that have remained, I will use today. For example, "Allyuh."

**Gabby:** Allyuh.

**Lindsay:** Wait. What was that? Can you say that again?

**Matt:** All-yuh. Allyuh.

**Gabby:** Oh wow.

**Matt:** Which actually means "all of you."

**Gabby:** Ah, that's great.



**Lindsay:** Oh that's really cool.

**Matt:** It's "all of you" but we say "Allyuh." Right? So it's, it's (uh), it's almost like we just took those four words and just compressed them really tightly because we just felt like it would be much easier to say.

**Lindsay:** So, so can I try saying it?

**Matt:** Sure, sure.

**Lindsay:** So, "Olyo."

**Matt:** No, no, no, no, no. All, almost like oil, but all-yuh.

**Lindsay:** Okay. Allyuh.

**Matt:** Yeah, go a bit faster. Allyuh.

**Lindsay:** Allyuh.

**Matt:** There you go. There you go. Yeah, so it's like Allyuh. But it's kind of sing-songy (right)? So it's like – I would say something of the nature, let's say if I was (were) saying "You two are recording a very fabulous show." I would say "Allyuh recording a real good show there boy?" (You know)?

**Gabby:** Whoa.

**Matt:** Something like that, right? And I would say "there boy" even though your female, (right), to show that it's (like) a big deal, (right), or if I wanted to say (like) "Wow." Instead of saying "Wow, that's excellent," (uh) something else we would say is like "Aye-yah-yie. That's a real serious show going on there." So "aye-yah-yie"...

**Gabby:** Nice.



**Matt:** ...can be an expression of (uh) extreme pleasure or pain, but...

**Lindsay:** Aye-yah-yie.

**Matt:** Aye-yah-yie. Yeah. So...

**Lindsay:** Okay.

**Matt:** ...it's (uh), it's, it's almost like an extreme pleasure, (right.) I say "Allyuh recording a real nice show there boy." And even though you're female, I said "there boy," meaning (like) not so almost, in a sense, but like "look at you."

**Gabby:** Right.

**Matt:** Right.

**Lindsay:** Interesting.

**Matt:** Yeah, yeah, yeah.

**Lindsay:** I've heard "aye-yah-yie" being used here in the US sometimes. I've heard that... I think that – I don't know. Have you heard that before Gabby, here?

**Gabby:** (Um) I've heard it from Spanish speakers and (um) we were talking about this before how – didn't it come from...

**Matt:** Yeah.

**Gabby:** ...Spanish...

**Matt:** Yeah, yeah.

**Gabby:** Spanish background.



- Matt:** Yeah, it is more of a Spanish background, that one. I didn't really understand what you were saying.
- Gabby:** Is there, is there any (like) one other phrase that people say all the time, that is, I guess, (uh) very, very common.
- Matt:** (Uh) actually, there is (are) two. At the end of a Canadian sentence, they always say "Ey?" (Uh) in Trinidad, we say "ent?" (right)?
- Lindsay:** Ent?
- Matt:** Which means, yeah. Which means (like) "not so". Ent, e-n-t, and...
- Lindsay:** Can you, can you use that in a phrase, give us an example?
- Matt:** It be like (uh) – so let me see. This is a very informative show, ent?
- Lindsay:** Oh wow, like...
- Gabby:** Oh like "isn't it."
- Matt:** Yeah. Exactly. And so (uh)...
- Gabby:** So it's like tag question, isn't it?
- Matt:** In a sense. In a sense. And, and interchangeably, you can also use "fuh true?"
- Gabby:** Fuh true.
- Matt:** Fuh true, meaning truthfully.
- Gabby:** Like "is it true?"
- Matt:** "Is it true?" or "truthfully?" "Not so?"



**Gabby:** Ah, really, fuh true.

**Matt:** Yeah. Yeah. Exactly.

**Gabby:** Cool.

**Lindsay:** Okay. How interesting. Wow, these phrases are so different.

**Gabby:** Yeah. Thanks for sharing those. That's really cool.

**Matt:** No worries, no worries. Yeah, anytime.

**Lindsay:** Well that's fantastic. Well thanks so much for coming on the show today Matt. We really appreciate it. It's really cool to be able to share this with our audience.

**Matt:** Anytime. Anytime.

**Gabby:** Yeah. Thanks so much.

**Lindsay:** All right. We'll see you soon.

**Matt:** All right. Take care and best of luck in your endeavors, both of you. Very good show.

**Lindsay:** Thanks so much.

**Gabby:** Thanks.

**[Instrumental]**

**Gabby:** Hey Lindsay. So I've heard some of your students have been using the premium transcripts for this podcast. Tell me about that.

**Lindsay:** Yeah. (You know) this podcast is just, is fantastic if you wanna (want to) have some fun and you wanna (want to) learn a little bit, you wanna (want to) get a little bit of motivation for your English. But (you know) my students are actually really, really serious about improving and I'm, I'm



excited about that. That's why I'm working with them. And so, so for them, the way for them to actually really improve is to use the premium transcripts. So we've been using those in class together (um) and they've been able to learn a ton.

**Gabby:** Yeah. Actually my students, too, (uh) they read the transcripts. You can read them out loud. You can do (um) some shadowing with the transcripts as well. You can look up vocabulary. You can do a lot of things. I don't want to go on and on, but the premium transcripts are super helpful and we want to encourage those of you who are serious about improving your English this New Year to try them out. You can find them at [allearsenglish.com/conversations](http://allearsenglish.com/conversations).

**Lindsay:** All right. So please check it out. Thanks guys.

**Gabby:** Thank you.

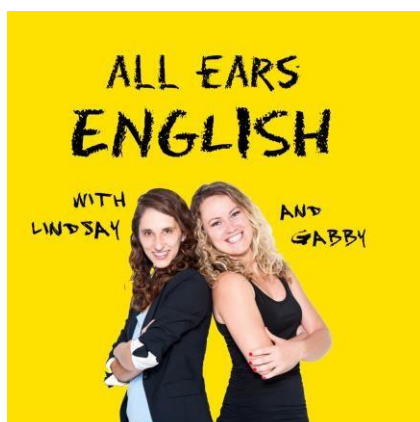
**Lindsay:** Thanks for listening to the All Ears English Podcast. We're here to help you learn English and you can help us by leaving a five star review on iTunes. See you next time.





---

## AEE Episode 39: How NOT to Be Awkward in English



**Lindsay:** This is an All Ears English Podcast, Episode 39: Teaching Tuesday, “How NOT to Be Awkward in English.”

### [Instrumental]

**Gabby:** Welcome to the All Ears English Podcast, where you’ll finally get real, native English conversation. Now here are your hosts, Lindsay McMahon, the ‘English Adventurer’ and Gabby Wallace, the ‘Language Angel,’ coming to you from Boston, Massachusetts, USA.

In today’s episode, you’ll see how to take control of starting a great conversation in English and you’ll get two ways to use the verb ‘get.’



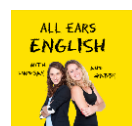
**[Instrumental]**

**Lindsay:** All right. So hi Gabby. How's it going?

**Gabby:** Hey Lindsay. I'm doing good. How are you?

**Lindsay:** Yeah, not bad. Not bad. Really happy to be here recording another episode. Feeling great!

**Gabby:** Yeah. Me too. I'm so excited to be here.



**Lindsay:**

Yeah. Absolutely. So we just wanted to take some time to kind of introduce a few of the phrases that we, that we went over yesterday during 'Meeting Monday' when we talked to Matt.

**Gabby:** Yeah.

**Lindsay:** (Um) yeah, so what was the first kind of key (uh) cultural thing we wanted to talk about?

**Gabby:** Yeah, I totally loved how you started the conversation with me yesterday. (Um) I really liked, how, (you know) I said, "How are you doing?" And then you not only said how you were doing but you added some information about the weather.

**Lindsay:** Yeah. Naturally. So this is my strategy. (Um) sometimes it's a – talking about the weather is really common, or at least for Americans. I mean for me it is at least and I know here in New England we have a lot of variety in the weather.

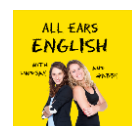
**Gabby:** Yeah.

**Lindsay:** So and it's also a good way to not feel awkward when you begin a conversation, right? So sometimes...

**Gabby:** Yeah.

**Lindsay:** Yeah.

**Gabby:** It's totally natural to talk about the weather. It's (uh) a very common topic and I just, I like how you volunteered that information because then it gives me something to, (you know), respond to or to ask about and, (you know), I just, I want to highlight that for you guys, for our listeners, because that's a great strategy.



**Lindsay:**

**Lindsay:** Absolutely. So anytime someone says, "Hey what's up? How's it going?" You can always volunteer some kind of information about the weather. "Oh, we're getting a lot of snow." Or "It's a beautiful day." And that can help you slide into an extending conversation.

**Gabby:** Absolutely. Very cool.  
Okay. And what other phrases came up yesterday Gabby? What did you have?

**Gabby:** (Um) there was (uh) a sentence about the weather actually. I think you said, "Boston is *getting* a lot of snow." So -- or maybe I said that, but it doesn't matter who said it, (um) it's an interesting way of talking about the weather because I think in English class, they'll usually teach you guys to say, "It is snowing." But actually, we don't always say that. (You know) it's correct, it's fine, but you'll probably hear something (like) we said, "Boston is *getting* a lot of snow."

**Lindsay:** Yeah, I don't say "It is snowing" very much at all or "It is raining." It's so, it's just, we don't use it, do we?

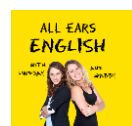
**Gabby:** No, no. We like to spice things up. We like, to (you know) (um) use the verb "get" a lot. And (um) I guess it's more colloquial just to say it this way.

**Lindsay:** Absolutely.

**Gabby:** And I mean, you can, you can use this phrase with other kinds of weather too, not just snow. Like Boston's getting a lot of rain. Boston's getting a lot of sun or whatever, (right)?

**Lindsay:** Yeah. Getting a lot of hot weather, (right), very hot.

**Gabby:** Ha, ha.



**Lindsay:**

**Lindsay:** Getting a lot of heat.

**Gabby:** Does that ever happen in Boston?

**Lindsay:** Oh gosh. We did have a heat wave last summer, I mean.

**Gabby:** True, true. Oh yeah, how 'bout (about) the next phrase?

**Lindsay:** All right. So, so something that Matt said which I thought was interesting, he said that (um) the English words that are used in Trinidad are a mishmash of different languages. So this means a combination, right?

**Gabby:** Yeah.  
So when we just bring all these words together and it creates a new word, it becomes a mishmash.

**Gabby:** That's a very cool phrase.

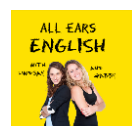
**Lindsay:** Isn't that a cool word?

**Gabby:** Very cool. Yeah. Very cool.

**Lindsay:** It's kind of fun to say "mishmash."

**Gabby:** It is fun. Mishmash. (Uh), we have one other phrase that we wanna (want to) share with you guys. (Uh) it also has the word get, so (um), I, I said something about, (you know), bringing Matt on the show for some island flavor. (You know) in the islands, the weather's hot and therefore, we are "getting rid of" that snow and cold weather in Boston, so "to get rid of" is, (you know), a very common phrasal verb that we can use in a lot of different ways.

**Lindsay:** Yeah, yeah I can say, (you know) if I'm cleaning out my room, I'm gonna (going to) get rid of my old books and old clothes, for example.



**Lindsay:**

**Gabby:** Yeah. (Um) just to remove something, right?

**Lindsay:** Yeah. Definitely. Really common, really casual everyday English.

**Gabby:** Yeah, Awesome.

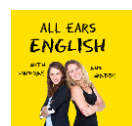
**Lindsay:** Right. Very cool.

**Gabby:** So let's just (uh) repeat these phrases before we end this episode. (Um) of course the first tip was about small talk, but one phrase that you could use (um) is "Boston is *getting* a lot of snow." Okay. Great. And then the next phrase, Lindsay that you mentioned.

**Lindsay;** Yeah, so that phrase was, that word was 'mishmash.'

**Gabby:** Cool and yeah, we always use like mishmash *of* (uh) something, something, right. So just to keep that...

**Lindsay:** Yeah.



**Gabby:** ...preposition in mind.

**Lindsay:** That's great. That's really helpful. So the language is a mishmash of other languages, yeah.

**Gabby:** Cool. And the last one, "to get rid of snow and cold weather." Awesome. All right.

**Lindsay:** All right we did it. Woo-hoo!

**[Instrumental]**

**Gabby:** Hey Lindsay. So I've heard some of your students have been using the premium transcripts for this podcast. Tell me about that.

**Lindsay:** Yeah. (You know) this podcast is just, is fantastic if you wanna (want to) have some fun and you wanna (want to) learn a little bit, you wanna (want to) get a little bit of motivation for your English. But (you know) my students are actually really, really serious about improving and I'm, I'm excited about that. That's why I'm working with them. And so, so for them, the way for them to actually really improve is to use the premium transcripts. So we've been using those in class together (um) and they've been able to learn a ton.

**Gabby:** Yeah. Actually my students, too, (uh) they read the transcripts. You can read them out loud. You can do (um) some shadowing with the transcripts as well. You can look up vocabulary. You can do a lot of things. I don't want to go on and on, but the premium transcripts are super helpful and we want to encourage those of you who are serious about improving your English this New Year to try them out. You can find them at [allearsenglish.com/conversations](http://allearsenglish.com/conversations).

**Lindsay:** All right. So please check it out. Thanks guys.



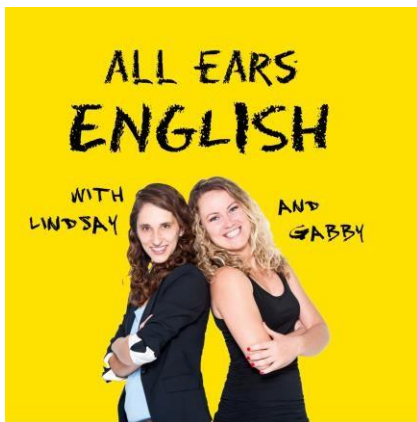
**Lindsay:**

**Gabby:** Thank you.

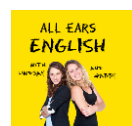
**Lindsay:** Thanks for listening to the All Ears English Podcast. We're here to help you learn English and you can help us by leaving a five star review on iTunes. See you next time.

---

## AEE Episode 40: Three Ways to Be an Entrepreneur with your English Learning



**Lindsay:** This is an All Ears English Podcast, Episode 40: Wisdom Wednesdays, "Three Ways to Be an Entrepreneur with your English Learning."





**[Instrumental]**

**Gabby:** Welcome to the All Ears English Podcast, where you'll finally get real, native English conversation. Now here are your hosts, Lindsay McMahon, the 'English Adventurer' and Gabby Wallace, the 'Language Angel,' coming to you from Boston, Massachusetts, USA.

In this episode, you'll learn how to think like an innovator and how to make English your business.

**[Instrumental]**

**Lindsay:** Hey Gabby. What's up?

**Gabby:** Hey. How's it going Lindsay?

**Lindsay:** It's going well. Feeling good today. So today... yeah, today we're gonna (going to) be talking about how learners can take an entrepreneurial kind of perspective and way of learning with their English.

**Gabby:** Oh, that sounds really cool.

**Lindsay:** Yeah.

**Gabby:** I think that would be really helpful for all of us.

**Lindsay:** I hope so. I hope so. (Um), so some of these ideas actually came from my blog. So I (uh), run a blog and a tutoring company called English and Culture. These came from (uh) [www.englishandculture.com/blog](http://www.englishandculture.com/blog) and (um) this is from a post about how learners can be entrepreneurs with their English. And so what was the first suggestion that we wanted to give Gabby?



**Lindsay:**

**Gabby:** Yeah. Be picky about who you spend time with.

**Lindsay:** What does it mean to be picky?

**Gabby:** Be selective.

**Lindsay:** Selective.

**Gabby:** Yeah.

**Lindsay:** Why is that important?

**Gabby:** Well, as an English language learner, it's important because you wanna (want to) spend time with people who are either English speakers or they're learning English or they (um), they have strong (uh) motivation to learn a language or they at least support your goal of learning English.

**Lindsay:** Definitely. So it's, it's not just about their level of English, it's also as you said, it's about their level of (uh), commitment, enthusiasm as we said in a, in a recent episode, it's important to be enthusiastic. So you really become who you spend time with.

**Gabby;** Yes.

**Lindsay:** That's another quote by Jim Rohn. I think he said something like "You become the average of the four people you spend the most time with."

**Gabby:** Yeah.

**Lindsay:** Super, super, super important if you're trying to do anything, if you're trying to start a business and if you're trying to learn a language.

**Gabby:** Right.



**Lindsay:** Okay.

**Gabby:** I totally agree. (Um), we have another, another good tip for (uh) being an entrepreneur with English language. (Uh), what was that one Lindsay?

**Lindsay:** So that one is pivot if something isn't working. So to pivot is to take small movements, make small changes. An entrepreneur (um) creates an experiment, measures the results, and then changes, pivots, based on the results. So that's what we want you guys to do with your English. We want you to try something new, such as – what could you try for example?

**Gabby:** Oh, listening to a podcast to learn English.

**Lindsay:** A method. Yeah. A good method.

**Gabby;** Yeah.

**Lindsay:** Especially the All Ears English podcast of course.

**Gabby:** Absolutely, yeah.

**Lindsay:** So, so try a method. Try out All Ears English and see if it works. And then measure the results.

**Gabby:** Yeah.

**Lindsay:** You know, a few months later, go out and see if you're actually learning the phrases that we're trying to teach you. Are you being inspired? If you're not then maybe we're not for you. And that's okay, but you need to keep searching until you find the right method.

**Gabby:** Right. Agreed. Okay we have another, (uh), tip for you: say it even if you



**Lindsay:**

don't believe it. So this "it" for example, it could be- say that you speak English, even if you don't believe that you are a fluent English speaker, say that you speak English, because it's really the difference between people talking to you in English and not. I mean if, if I ask Lindsay, "Lindsay, do you speak English?"

**Lindsay:** I'm trying to learn, but it's not going so well.

**Gabby:** Well, then, you know, I, I might think 'Oh well, she doesn't know English. I'm not gonna (going to) speak with her," but, but if Lindsay says it's true, say "Hey Lindsay, do you speak English?"

**Lindsay:** I do. I do. Absolutely.

**Gabby;** Oh, great. Well then, now I'm going to make an effort to speak to her in English. So just go with it and say you *do* speak English.

**Lindsay:** Yeah. Because you do. You've been learning your whole life. We know you've been learning your whole life.

**Gabby:** Right.

**Lindsay:** And so step into your power and say that you're an English speaker.

**Gabby:** Well and think of it this way. Speaking English doesn't mean that you know every single word in the English language. Probably no one alive...

**Lindsay:** I don't know. We don't know every word in English language.

**Gabby:** But if you speak a few words in English, you speak English.

**Lindsay:** Absolutely. That's perfect. So try to follow these three tips to become an entrepreneurial English learner and your English will take off.



**Gabby:** Great strategies.

**Lindsay:** Awesome.

**[Instrumental]**

**Gabby:** Hey Lindsay. So I've heard some of your students have been using the premium transcripts for this podcast. Tell me about that.

**Lindsay:** Yeah. (You know) this podcast is just, is fantastic if you wanna (want to) have some fun and you wanna (want to) learn a little bit, you wanna (want to) get a little bit of motivation for your English. But (you know) my students are actually really, really serious about improving and I'm, I'm excited about that. That's why I'm working with them. And so, so for them, the way for them to actually really improve is to use the premium transcripts. So we've been using those in class together (um) and they've been able to learn a ton.

**Gabby:** Yeah. Actually my students, too, (uh) they read the transcripts. You can read them out loud. You can do (um) some shadowing with the transcripts as well. You can look up vocabulary. You can do a lot of things. I don't want to go on and on, but the premium transcripts are super helpful and we want to encourage those of you who are serious about improving your English this New Year to try them out. You can find them at [allearsenglish.com/conversations](http://allearsenglish.com/conversations).

**Lindsay:** All right. So please check it out. Thanks guys.

**Gabby:** Thank you.

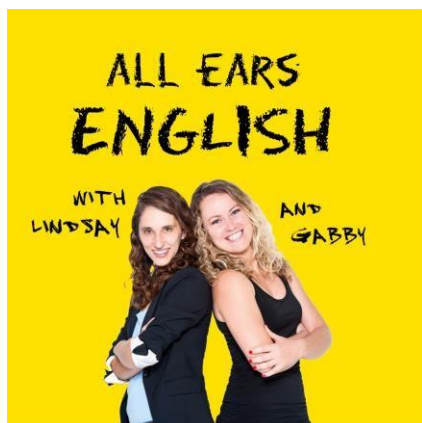
**Lindsay:** Thanks for listening to the All Ears English Podcast. We're here to help you learn English and you can help us by leaving a five star review on iTunes. See you next time.



**Lindsay:**

---

## AEE Episode 42: Get 18 Ways to End an English Email Like a Boss



**Lindsay:** This is an All Ears English Podcast, Episode 42: Meeting Monday, “How to End an Email like a Boss.”

**[Instrumental]**

**Gabby:** Welcome to the All Ears English Podcast, where you’ll finally get real, native English conversation. Now here are your hosts, Lindsay McMahon, the ‘English Adventurer’ and Gabby Wallace, the ‘Language Angel,’ coming to you from Boston, Massachusetts, USA.



**Lindsay:** In today's episode, you'll learn how to stop ruining your email correspondences and you'll get 18 awesome ways to end an email in English.

**[Instrumental]**

**Lindsay:** Hey Gabby. How's it going?

**Gabby:** Good. Hey Lindsay.

**Lindsay:** How you feeling today? Everything cool?

**Gabby:** Great. Everything's super cool.

Good. I'm happy to be recording again here. And today we're gonna (going to) talk about how to end an email.

**Gabby:** Yeah. I'm really excited for this topic 'cause (because) I know (um) at least one –if not a few a few students have requested this topic.

**Lindsay:** Yeah. We got a question from one of our students here about how to actually end an email and how the endings that you choose sound and what kind of feeling you convey through those endings.

**Gabby:** Yeah.

**Lindsay:** So let's get into it.

**Gabby:** All right. So we're gonna (going to) go through different endings by categories and we're gonna (going to) share endings that we personally use and give you some different ideas of, (you know), how they sound to other people. So let's start off, (um), with business endings.

**Lindsay:** Yeah.



**Lindsay:**

**Gabby:** So more formal.

**Lindsay:** So (mm-hm). So you're in the office and you're writing an email to your boss or maybe to a colleague or something, a client even, what would you – what's one idea, Gabby?

**Gabby:** "Best regards" That's one of my favorites.

**Lindsay:** Yeah.

**Gabby:** And, oh yeah, you can shorten it. You could say just "Best" or you could just say "Regards"

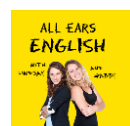
**Lindsay:** Absolutely. Those are great ones. You can also say "Warm regards" if you wanna (want to) soften it up a little bit and make it a little bit more friendly.

**Gabby:** Yeah. (Um) you could just say "Respectfully" (Um) that's another way to end a business email.

**Lindsay:** Yeah.

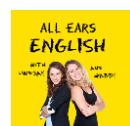
**Gabby:** I think those are the most common ones that I would use. And like I said, I often, I often go with "Best regards".

**Lindsay:** Definitely. Along those lines, something similar, but if we're in an academic setting and we're writing to a professor or maybe, maybe a classmate, something like that, what could we say?





- Gabby:** Well, any of the business endings would be great. You could also say “Thank you,” or “Thanks so much”. (Um) some things not to do if you’re emailing your professor, (um) don’t use abbreviations like (um) (like) ‘CU’ (like) the letter ‘C’ and the letter ‘U’. That’s really informal. It’s really just for text, (uh), texting your friends.
- Lindsay:** Right.
- Gabby:** It’s not (like) for emailing your professors. So keep it formal and when in doubt, just say “Thank you”
- Lindsay:** And also don’t forget to include your name.
- Gabby:** Yeah.
- Lindsay:** Obviously.
- Gabby:** Happens a lot. So – yeah remember your professors work with a lot of students, so they, they need to know your name.
- Lindsay:** And let’s get down to the casual stuff, emailing with your friends, someone you’re close to, family...
- Gabby:** (Mm-hm). Yeah. (Um) what could you say? We could say “Take care”.
- Lindsay:** (Mm-hm). “Take care” is really good. It shows that you care about the person.
- Gabby:** Yeah.
- Lindsay:** “All the Best” is kind of a general (uh) ending.
- Gabby:** (Uh-huh) (um) with a closer friend, like your best friend, you could say



**Lindsay:**

“Hugs”. You could say “Love” or “XO”. So just the letter ‘x’ and the letter ‘o’. So ‘X’ means kiss, ‘O’ means hug.

Yeah. That’s common with people you’re really close with. You could also say if it’s just a friend, you could say “Talk soon”. “Speak soon”.

**Gabby:** (Um) “See you later” or just “Later”.

**Lindsay:** Or “See ya (you) later”.

**Gabby:** “See ya”

**Lindsay:** “See ya’ later.”

**Gabby:** Yeah, yeah.

**Lindsay:** (Um) “Cheers”.

**Gabby:** Yeah, some people say “Cheers,” or “Ciao.”

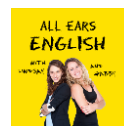
**Lindsay:** “Ciao”.

**Gabby:** It has kind of an international flavor to it.

**Lindsay:** If you’re kind of a cosmopolitan type I guess.

**Gabby:** Yeah. Yeah.

**Lindsay:** Okay.



**Gabby:**

So I would say, (you know), when in doubt, try to go for the more formal ending. (Um), it just, it sounds better. It's (um), it's, it's always okay to say "Thank you." (Um) but we do have variations depending on, (you know), where you are in the US, like different regions. Also what kind of image you want to put out there about yourself. So if you want to be seen or perceived as a warmer person, you might use an ending like "Warm regards" or "All the Best" in a business situation. If you want to be more formal and (um) (you know) more reserved, you could just use an ending like "Regards."

**Lindsay:**

Definitely. So it all depends on the image you want to project. Your own kind of – I guess we could even say (like) your personal brand, right?

**Gabby:**

Yeah.

**Lindsay:**

Who you are. And the one last thing that we really want to remind you guys, please don't end an email with "Bye" or "Good-bye". Why?

**Gabby:**

It's very final. That means -- really you don't want to talk to me again.

**Lindsay:**

Or it's really just spoken. Right.

**Gabby:**

Right. Right.

**Lindsay:**

It's spoken.

**Gabby:**

On the telephone, right? If I end a conversation, I hang up the phone, I can say "Bye" or "Good-bye", but not for an email.

**Lindsay:**

Absolutely. So keep in mind these tips guys. And (uh) this is just how to end an email. Other episodes, we're gonna (going to) talk about how to begin an email, how to build an email, subject lines, all kinds of good stuff that we're gonna (going to) get into right?



**Lindsay:**

**Gabby:** Awesome. Yes.

**Lindsay:** All right guys. Good luck with your emails.

**Gabby:** Thanks ya'll (you all).

**[Instrumental]**

**Gabby:** Hey guys. I wanted to let you know that one of my video lectures is all about how to end an email. It's part of the "ESL Troubleshooting" course that I have.

**Lindsay:** Awesome. It sounds really cool. So what kind of students could benefit from this, these video courses that you made?

**Gabby:** Intermediate level English Speakers, (um), from all different areas like professionals, (uh) university students, just if you're working on your conversational ability too, there's (there are) 65 video lectures in this full course. It's a, it's a full video course and there's (there are) quizzes and other materials included in it and different topics from how to write an email to improving your pronunciation and different phrases for conversation. So the point of the course is really to fill in those gaps where



you guys have a lot of challenges. So it's really worthwhile. There's probably gonna (going to) be something that you've had a challenge with and that you could improve in this course. If you're interested, check it out at my website [GoNaturalEnglish.com](http://GoNaturalEnglish.com).

**Lindsay:** Yeah. I'm glad you made that 'cause (because) email writing is a big problem for students and, (you know), specifically that issue is one of the gaps.

**Gabby:** Yeah, yeah. And, and in the course you'll learn how to start, how to end an email, (uh) and a lot of other topics. So come on and check it out.

**Lindsay:** Awesome.

**[Instrumental]**

**Lindsay:** Okay. So we want to encourage you guys to sign up for our email list and if you do sign up for the email list, you'll have a chance to get our e-book, "Ten Ways to Use a Podcast to Learn English."

**Gabby:** You get that immediately, instantly, for free as soon as you sign up.

**Lindsay:** Yep and also there's something really exciting coming up. People who are on the email list are gonna (going to) be able to get exclusive content. (Um), we're not gonna (going to) say anything about it right now because it's coming later, but get on that email list. You don't want to miss it.

**Gabby:** Yeah, it's the only way that we'll be able to send you exclusive content coming out that's related to the podcast.

**Lindsay:** Yeah. So we're excited to have you guys as a part of our email community. So come on over to [www.allearsenglish.com](http://www.allearsenglish.com) and we will see you there.

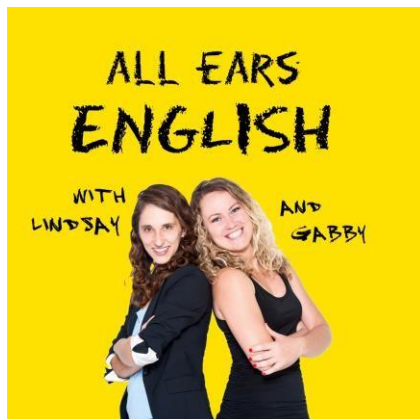
Thanks for listening to the All Ears English Podcast. We're here to help you learn English and you can help us by leaving a five star review on iTunes.



See you next time.

---

## AEE Episode 43: Learn 3 Phrasal Verbs in English Using “Go”



**Lindsay:** This is an All Ears English Podcast, Episode 43: Teaching Tuesday, “Learn 3 Phrasal Verbs Using ‘Go’” and find out about a way to master phrasal verbs in a fun game.

**[Instrumental]**

**Gabby:** Welcome to the All Ears English Podcast, where you’ll finally get real, native English conversation. Now here are your hosts, Lindsay McMahon, the ‘English Adventurer’ and Gabby Wallace, the ‘Language Angel,’ coming to you from Boston, Massachusetts, USA.

**Lindsay:** Go, go, go! Learn three phrasal verbs using the verb “go” plus one more.



**[Instrumental]**

**Gabby:** Hey Lindsay. How's it going?

**Lindsay:** Hey Gabby. I'm doing all right and you?

**Gabby:** Super.

**Lindsay:** Excellent. So today we want to share with you guys three phrasal verbs that start with "go," that use the verb "go" and one additional phrasal verb that we used in our Monday conversation.

**Lindsay:** Yeah. So let's start out with this one. "Go over."

**Gabby:** Yeah. We (um), we said we're gonna (going to) "go over" some different endings for emails. So what would you say "to go over some information" means?

**Lindsay:** Yeah, I would say – another way to say that would be we're gonna (going to) cover some kind of information.

**Gabby:** Talk about.

**Lindsay:** Talk about. Discuss. "Go through" even.

**Gabby:** Yeah, yeah. So it's a little bit more serious than just chat. It's (like) you're really going to (um) explain.

**Lindsay:** Yeah, it's like you have an agenda.

**Gabby:** Okay. Cool. And another phrasal verb is "go through." So same context. We're going to "go through" some different email endings. So similar, right?



- Lindsay:** Yeah, it's really similar and I get the sense "go through" being a little bit more about explaining something, (like), a little bit with a bit more detail kind of.
- Gabby:** Yeah. Yeah. (Um) they're pretty similar, but "go through," ... it might be practicing (um) and of course there's (there are) other uses too, but the way we we're, we were talking about (um) "go through" and "go over" were just to discuss.
- Lindsay:** Yeah. And today we're "going through" three or four phrasal verbs, right?
- Gabby:** Yeah. That's what we're doing.
- Lindsay:** Okay.
- Gabby:** Cool. (Um) one other phrasal verb with "go" is (uh) "go for."
- Lindsay:** Yeah, "go for" it.
- Gabby:** Yeah. (Um), I think we said "'Go for' the more formal ending when you're not sure what to do, when in doubt." So what would you say Lindsay? What is "go for"? How could we describe the meaning?
- Lindsay:** Yeah in this case, in this sentence that Gabby just read, it means more to choose something, to select.
- Gabby:** Take action.
- Lindsay:** Yeah. But it could also mean, we also use the term "go for" like you can do it. Do it! Go for it! Get it! Come on!
- Gabby:** Yes. I think we had one other phrasal verb, what was that?





- Lindsay:** (Uh), I'm not sure. What was that? Oh yeah. Okay "start off." So how would we use that?
- Gabby:** (Um) just to begin (like)...
- Lindsay:** Yeah.
- Gabby:** Oh, sorry, yes. How would we use it? So "start off" like "Let's 'start off' with a quote."
- Lindsay:** Yeah. Exactly.
- Gabby:** Or "Let's 'start off' with an appetizer."
- Lindsay:** Perfect.
- Gabby:** I'm getting hungry.
- Lindsay:** Yeah, it's kind of – in this case, the "off" doesn't add much additional meaning does it?
- Gabby:** No, it doesn't add meaning, but just, its colloquial (like) that's how we speak. We say "start off."
- Lindsay:** Definitely. Instead of saying "start." So these are -- phrasal verbs are a fantastic way to really instantly sound more natural.
- Gabby:** Way more natural, yeah. Definitely.
- Lindsay:** Yeah.
- Gabby:** Cool. So those are our four (uh) phrasal verbs. Let's just take a minute to repeat them, so you can practice saying them. (Um), I'll say the first two: "To go over." "To go through."



**Lindsay:** “To go for.” “To start off.”

**Gabby:** Awesome. So Lindsay, I know, (you know), a lot of students (um) have some challenges with phrasal verbs because there are so many and just remembering them and understanding what they mean, how to use them, and so on, (um) do you – I think you have something that can help them right?

**Lindsay:** Yeah, (you know), I’ve been getting, (you know), complaints about phrasal verbs from students for a long time. Students wondering how they can finally master them, because they’re so natural and they’re so tough to memorize and what I found was on the market, all you can really find out there is just dictionaries. And I was (like) “what are we gonna (going to) do here?” So I decided to create an iPhone application; if you have an iPhone or an iPad, this app will actually work on your device. It’s called “[Verb Dive](#)” and the idea is to save “Danny the Verb Diver” from the sharks by choosing the right phrasal verb. It’s a lot of fun.

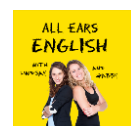
**Gabby:** That’s so cool.

**Lindsay:** (Um) fun music and just a fun, fast-paced game.

**Gabby:** I know that games really increase your motivation to learn and your memory, so I think this is going to be really helpful for those of you who want to improve your phrasal verb skills.

**Lindsay:** Absolutely. So if you want to download that game and give it a try, go to [www.verbdiver.com](http://www.verbdiver.com). That’s v-e-r-b-d-i-v-e.com and also if you could leave a rating and/or review on iTunes in the app store, I would really appreciate that. Thank you guys.

**Gabby:** Very cool. Thank you so much Lindsay.



**[Instrumental]**

**Lindsay:** Okay. So we want to encourage you guys to sign up for our email list and if you do sign up for the email list, you'll have a chance to get our e-book, "Ten Ways to Use a Podcast to Learn English."

**Gabby:** You get that immediately, instantly, for free as soon as you sign up.

**Lindsay:** Yep and also there's something really exciting coming up. People who are on the email list are gonna (going to) be able to get exclusive content. (Um), we're not gonna (going to) say anything about it right now because it's coming later, but get on that email list. You don't want to miss it.

**Gabby:** Yeah, it's the only way that we'll be able to send you exclusive content coming out that's related to the podcast.

**Lindsay:** Yeah. So we're excited to have you guys as a part of our email community. So come on over to [www.allearsenglish.com](http://www.allearsenglish.com) and we will see you there.

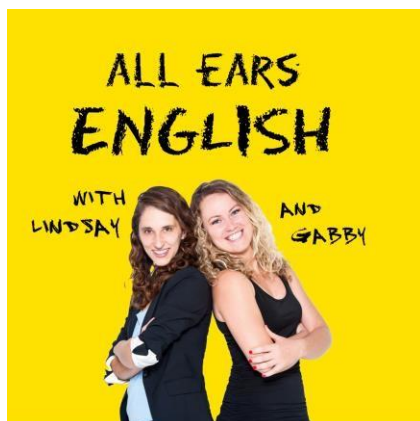
**[Instrumental]**

**Lindsay:** Thanks for listening to the All Ears English Podcast. We're here to help you learn English and you can help us by leaving a five star review on iTunes. See you next time!

---

## AEE Episode 44: How to Deal with Panic When You Speak English





**Lindsay:** This is an All Ears English Podcast, Episode 44: Wisdom Wednesday, “How to Deal with a Panic When You Speak English.”

**[Instrumental]**

**Gabby:** Welcome to the All Ears English Podcast, where you’ll finally get real, native English conversation. Now here are your hosts, Lindsay McMahon, the ‘English Adventurer’ and Gabby Wallace, the ‘Language Angel,’ coming to you from Boston, Massachusetts, USA.

**Lindsay:** In this episode, you’ll get six ways to kick panic to the curb in high stress English situations.

**[Instrumental]**

**Lindsay:** All right. Hey Gabby. How are you today?

**Gabby:** I’m doing very well. Thank you Lindsay. How are you?

**Lindsay:** Excellent. Excellent.



**Gabby:** Great.

**Lindsay:** And today, I think, (you know), it's time for us to talk about a really important topic, (you know)...

**Gabby:** Yeah.

**Lindsay:** ...for English learners and that is panic.

**Gabby:** Panic. Yes, anxiety.

**Lindsay:** Yeah, anxiety. What does it feel like when you panic in your body?

**Gabby:** It feels like, "Oh my God, oh my God, oh my God!"

**Lindsay:** Oh my God. It's like your (you know) your stomach gets all, (you know), jumbled up.

**Gabby:** You can't breathe, your hands get sweaty.

**Lindsay:** You can't breathe, you get sweaty, you may even get red and start sweating and oh, it's horrible.

**Gabby:** It's not fun.

**Lindsay:** Not fun. So this happens a lot to English students

**Gabby:** Yeah. Actually – well not only to English students, but it happened to me when I was living in Japan. And let me say first of all that my Japanese is a lot worse than any of you all, any of your English, so that put me at a disadvantage. But I remember living in Japan and, (you know), I really had to fend (defend) for myself, take care of myself and I had to do things like call the cable and internet company, had to call the gas and the electricity company and I had problems like my hot water was shut off.



**Lindsay:** Oh my god, that sounds like a fiasco.

**Gabby:** Yes. So I had to call (um) the, (you know), the gas company and tell them that I had no hot water and for them to come and reconnect my gas. So, (you know), I prepared. I looked up the vocabulary that I would need and I wrote down some words on paper, but I really didn't know how to express myself in a correct way. I just kind of said, "No hot water. Help me." And it worked, eventually, but honestly I had that moment of panic because the woman on the phone, the representative of the gas company, was so polite because that's how she's supposed to speak, but I don't know polite Japanese and she was speaking to me so nicely and I could tell, (you know), she was being really nice and respectful, but I was like just speak to me in plain Japanese...

**Lindsay:** I see. Interesting.

**Gabby:** ...I can't understand you. So I just kept saying, (you know), "No hot water. I am very cold."

**Lindsay:** Oh my god, that sounds miserable.

**Gabby:** Yeah, I think this is a really important topic because I know if it happened to me, it must happen to you guys. And we want to give you some strategies, (you know), more than just preparing vocabulary, like I mentioned, but what are some other things that you can do. So I know Lindsay, you've prepared a few tips for our listeners. What's one?



**Lindsay:** Yeah, (I mean) let's just put this in context. Let's imagine that you're on the phone, let's say with a customer rep (representative) in the United States and you're calling from your own country and, (you know), you've prepared your script as Gabby did as well, your phrases that you're gonna (going to) use, but then all of a sudden, the customer service rep just starts talking...

**Gabby:** Yeah.

**Lindsay:** ...fast. Okay. And he starts talking about important things like money and all of a sudden, you're losing control. Okay. And the panic starts to set in. You can feel you're getting hot, you're getting sweaty. Everything. Hands are getting clammy. Okay, so what can you do? What's the first thing you can do? Well the most obvious thing you can do is breathe. Just take five deep breaths.

**Gabby:** Yeah.

**Lindsay:** Okay.

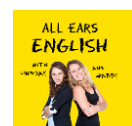
**Gabby:** Yeah, and it's okay to ask the person, the representative, if they can wait for just a minute. (Um), you can say "Please wait" or "Please hold" or "Just a minute."

**Lindsay:** (Mm-hm). Yeah, just actually you can put the phone down and count to ten or count to twenty. Just take it – (you know) they're there to help you, they're getting paid for their time.

**Gabby:** Yeah.

**Lindsay:** It's not like you're wasting their time. They're just answering the phone.

**Gabby:** Right.



**Lindsay:** So put the phone down.

**Gabby:** Right.

**Lindsay:** And then come back. (Um) another thing you can do is – what you should do is prepare a list of ways to actually ask for repetition. What's one way that you could ask for repetition?

**Gabby:** “Could you say that again?”

**Lindsay:** That's a good way.

**Gabby:** Or “I'm sorry...?”

**Lindsay:** “...what was that?”

**Gabby:** Yeah.

**Lindsay:** Yeah, those are three really good ways. (You know) just have those in your back pocket. Be ready to use those.

**Gabby:** Yeah, and there's also another technique called clarification. So when you want to (uh) be sure that you understand what the representative says, repeat it to them, (like) for example, “Oh, so you're saying that I will get 50% off my internet and cable bill?” So just repeat what you think you heard, even if it's wrong, it's okay. (Um) repeat that information and ask the representative to confirm, to say “yes” or “no” and (um) explain more.

**Lindsay:** Definitely. That's a great way to do it. (Um) and another way to say that, you can use the term “Is that right?” Right. “Oh, I get a 10% discount, is that right?”





**Gabby:** (Mm-hm). “Is that right?” Yeah, that’s great. And another thing you can do is just ask the representative to just explain in other words. So, (you know) (um), “I’m sorry but could you explain that in another way, I’m not sure I’m understanding.”

**Lindsay:** Yeah. Perfect. Perfect. And let’s see. (Um) what else do we want to say? So just – the point here is another way to prevent these moments of panic from happening. Actually I think the only way to prevent them from happening is by get – actually putting yourself in the situation more often.

**Gabby:** I agree. Actually, (um), we had an earlier episode. We talked about using 1-800 numbers...

**Lindsay:** Yes.

**Gabby:** ...to practice your English.

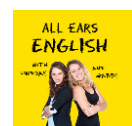
**Lindsay:** That was your technique. That was funny.

**Gabby:** Yeah. (Um) just, those 1-800 numbers that you can find, (you know) on the back of a cereal box, or some appliances have, (you know), customer comments lines. So call them up and just prepare some questions that you can ask them or ask them about sales or coupons or whatever. Just make a list of questions and this is a way that you can practice (uh) phone interaction with representatives from different companies.

**Lindsay:** Right. When the stakes aren’t so high.

**Gabby:** Yeah.

**Lindsay:** Right. Those situations are low stress, then you’ll be ready. Once you go



through a few of those, you'll be ready for these more high-stress situations where something's on the line like your money or your account with some company.

**Gabby:** Right. And if you do have a tutor who helps you out or a language exchange partner, ask to role play.

**Lindsay:** Yeah, that's always a good way to do it, to get more comfortable with really speaking.

**Gabby:** Cool. Build your confidence.

**Lindsay:** Excellent. So there you go. Those are some ways you guys can deal with the panic and we know what you're feeling, we've been through it in our second languages. So if you're feeling it, don't blame yourself, and just use these action steps to make it, improve the situation.

**Gabby:** Awesome.

**[Instrumental]**

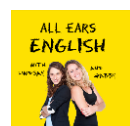
**Lindsay:** Okay. So we want to encourage you guys to sign up for our email list and if you do sign up for the email list, you'll have a chance to get our e-book, "Ten Ways to Use a Podcast to Learn English."

**Gabby:** You get that immediately, instantly, for free as soon as you sign up.

**Lindsay:** Yep and also there's something really exciting coming up. People who are on the email list are gonna (going to) be able to get exclusive content. (Um), we're not gonna (going to) say anything about it right now because it's coming later, but get on that email list. You don't want to miss it.

**Gabby:** Yeah, it's the only way that we'll be able to send you exclusive content coming out that's related to the podcast.

**Lindsay:** Yeah. So we're excited to have you guys as a part of our email community.



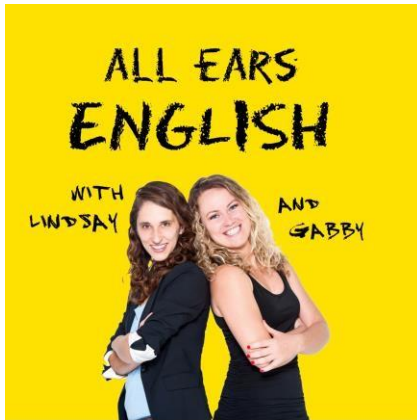
So come on over to [www.allearsenglish.com](http://www.allearsenglish.com) and we will see you there.

**[Instrumental]**

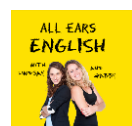
**Lindsay:** Thanks for listening to the All Ears English Podcast. We're here to help you learn English and you can help us by leaving a five star review on iTunes. See you next time!

---

## AEE Episode 45: Train Your Brain to Speak Real English



**Lindsay:** This is an All Ears English Podcast, Episode 45: Deep Thoughts Thursday, "Train Your Brain to Speak Real English."



**[Instrumental]**

**Gabby:** Welcome to the All Ears English Podcast, where you'll finally get real, native English conversation. Now here are your hosts, Lindsay McMahon, the 'English Adventurer' and Gabby Wallace, the 'Language Angel,' coming to you from Boston, Massachusetts, USA.

**[Instrumental]**

**Gabby:** [Sings] "A whole new world."

**Lindsay:** A whole new way. There is a new way to learn English, guys and you don't have to do what you've always done. In this episode, you'll learn about it.

**[Instrumental]**

**Gabby:** Hey Lindsay. How's it going?

**Lindsay:** Hey Gabby. It's going well.

**Gabby:** Awesome. All right. Well good to see you today.

**Lindsay:** Yeah, you too. I'm happy to be here. It's great to be back.

**Gabby:** Cool. I wanted to share a quote with you guys today and we'll discuss it a little bit. It's another Einstein quote. It is "Education is not the learning of facts, but the training of the mind to think."

**Lindsay:** Whoa!

**Gabby:** Yeah.

**Lindsay:** That's awesome.

**Gabby:** Yeah.



**Lindsay:** Einstein was a brilliant guy. Obviously, I didn't know he, (you know)...

**Gabby:** He has a lot of good quotes. We've discussed his quotes before. But I really particularly like this quote because it's talking about learning and (um), (you know), how to really use your mind.

**Lindsay:** (Um). Yeah, and I think this is important because I think or the impression that I get after speaking with a lot of students is that when you learned English in school, when you were 12, 15, 17, you actually may have learned English in the sense of memorizing facts.

**Gabby:** Right. Memorizing grammar.

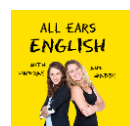
**Lindsay:** Oh, gosh. And I don't know. I think it can be done a different way.

**Gabby:** I agree. And the first thing that a lot of people say as a joke, (you know), when they talk about learning English is this one sentence that they memorized: "The book is on the table." I mean is that really learning English or is that just learning a fact. Like that one sentence.

**Lindsay:** Sounds like learning a fact, I think.

**Gabby:** And that's the joke, right? That's why it's so funny. Is (Like) why do we learn this one sentence? We need to learn how to think about language.

**Lindsay:** Yeah and it's okay. (I mean) that's what was happening in school when you were growing up and you didn't have any control over that. That's just what you were exposed to, but now you're an adult and you can, you can take control of your own education.



**Gabby:** Totally. So that's really the philosophy behind our All Ears English Podcast because we want to just talk to you guys, we want to share ways to train your mind, (like) different strategies for learning English and just have you immersed in (the) English language.

**Lindsay:** Yeah, and we want to have fun. It's about fun. (I mean) we think that learning English, learning language is about connecting and just having a good time. Let's bring some fun back into learning.

**Gabby:** Totally. Building good habits too, for, for studying and having fun with it.

**Lindsay:** Absolutely.

**Gabby:** Yeah, so keep this quote in mind, "Education's not the learning of facts, but the training of the mind to think" and just (um), yeah, let's develop some ways to get your minds totally trained to think, right, to speak some real English in a new way.

**Lindsay:** Thanks guys. Thanks for listening today.

**[Instrumental]**

**Lindsay:** Okay. So we want to encourage you guys to sign up for our email list and if you do sign up for the email list, you'll have a chance to get our e-book, "Ten Ways to Use a Podcast to Learn English."

**Gabby:** You get that immediately, instantly, for free as soon as you sign up.

**Lindsay:** Yep and also there's something really exciting coming up. People who are on the email list are gonna (going to) be able to get exclusive content. (Um), we're not gonna (going to) say anything about it right now because it's coming later, but get on that email list. You don't want to miss it.

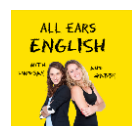


**Gabby:** Yeah, it's the only way that we'll be able to send you exclusive content coming out that's related to the podcast.

**Lindsay:** Yeah. So we're excited to have you guys as a part of our email community. So come on over to [www.allearsenglish.com](http://www.allearsenglish.com) and we will see you there.

**[Instrumental]**

**Lindsay:** Thanks for listening to the All Ears English Podcast. We're here to help you learn English and you can help us by leaving a five star review on iTunes. See you next time.



---

## AEE Episode 46: Fughedaboutit! 4 New York City English Slang Words



**Lindsay:** This is an All Ears English Podcast, Episode 46: Meeting Monday, “Fughedaboutit! New York City English Slang Words.”

### [Instrumental]

**Gabby:** Welcome to the All Ears English Podcast, where you’ll finally get real, native English conversation. Now here are your hosts, Lindsay McMahon, the ‘English Adventurer’ and Gabby Wallace, the ‘Language Angel,’ coming to you from Boston, Massachusetts, USA.

In this episode, you’ll learn four street words from New York City, plus how to pronounce English like a New Yorker.





**[Instrumental]**

**Lindsay:** All right guys. So today we're here with Michael from My Happy English and we're really excited to have Michael here. Thanks so much for joining us Michael.

**Michael:** Sure thanks for having me. This is a great (uh) experience. I'm happy about that.

**Gabby:** Awesome.

**Lindsay:** Excellent. Excellent. So Michael is from New York City. He's lived there his whole life and we brought Michael on to teach you guys some phrases and expressions from New York.

**Michael:** New Yawk (York).

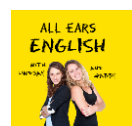
**Lindsay:** Yeah, so Michael what are you going to teach us today?

**Michael:** Well I think the first thing that (uh), I should show you, I should, we should talk about is pronunciation. Because in New York, we have a little bit of an interesting way of pronouncing some words. (Um) it's early in the morning right now, have you guys had a cup of kawfee (coffee) yet?

**Lindsay:** I have.

**Gabby:** I love my coffee.

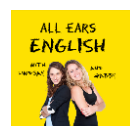
**Lindsay:** As opposed to kawfee (coffee). Coffee.



- Michael:** Coffee. But actually in New York, it's kawfee (coffee) and I thought (uh) I could show your listeners (um) a usual sentence that we would say here in New York, which would be this: "I'm gonna (going to) walk my dawg (dog) to the kawner (corner) and grab a kawfee (coffee) for a quawter (quarter)."
- Lindsay:** Wow. That's incredible. It's so different even from Boston. It's so different from Boston.
- Gabby:** It is. Totally is. You have to really kind of (uh) concentrate there to understand.
- Lindsay:** So now is that accent all over New York City? Are we talking about the five boroughs or are we talking about just Brooklyn, just Queens or what?
- Michael:** (Um) I think it's a little stronger in Brooklyn and Queens, but (uh, uh, uh) certainly in New York. But we drink kawfee (coffee) here. I love kawfee (coffee). I love black kawfee (coffee). (Um) I have a dawg (dog). I like to walk my dawg (dog) and (um) sometimes we go down to the kawner (corner), we can get a kawfee (coffee). Now you can't get a kawfee (coffee) for a quawter (quarter), but (uh) a quawter (quarter) can get you a piece of gum in a machine, maybe.
- Lindsay:** Awesome. That is an expert New York accent. I love it.
- Michael:** That's how we do that in New York. New Yawk (York)
- Gabby:** Very cool.
- Lindsay:** That's fantastic. And do you have any (uh) kind of survival vocabulary words that (uh) students might wanna (want to) know if they're studying in New York?



- Michael:** Sure. I have a, I have a couple of words that come to mind. (Um) the, the first one is (uh) “agita.”
- Both:** “Agita.”
- Lindsay:** I’ve never heard that one before. I was even...
- Michael:** So...
- Lindsay:** Go ahead.
- Michael:** So, so “agita” (um) has kind of two meanings. The first one is, (uh), it’s a heartburn. It’s the way we talk about heartburn from eating something. (Um) if you have a lot of (uh) spicy food or pizza, you could say, “Wow, that piga, that pizza gave me ‘agita.’”
- Lindsay:** Wow, that’s so funny.
- Gabby:** Does that come from the word “agitate” or “agitated”?
- Michael:** It, it, it, it might be. (You know) (um) in the early part of the 20<sup>th</sup> century there were a lot of Italian immigrants (um) who settled in New York and I think (uh) this word and some of the other words I’m gonna (going to) show you might have come from their culture or their interpretation of English. I’m not really sure of the origin, but we also use “agita” (um) it’s – (you know) if you have heartburn, it, it, it feels (you know) bad in your stomach and (you know) down there and so when you have stress, it’s a very similar feeling so “agita” is also used to mean a stressful feeling from being aggravated by another person.
- Gabby:** There you go.
- Lindsay:** Oh, that’s so useful. That’s so interesting.



**Gabby:** Yeah.

**Michael:** Yeah, so -- or a situation. So (you know) the train, the trains in New York are never on time, so you could say "Ah, the trains give me 'agita'."

**Gabby:** Definitely. Good one.

**Lindsay:** Fantastic. That's a good one to know. I love it. Okay. Well what else do you have for us?

**Michael:** My friend, my friend Johnny is always complaining about his job. Ah, he gives me 'agita.'

**Gabby:** Right, right.

**Lindsay:** He gives you 'agita.' That's great. It's so funny. I've never heard of that before. Okay, so what else? What else do students need to know if they're vacationing or studying in New York?

**Michael:** 'Fughedaboutit.'

**Lindsay:** 'Fughedaboutit.'

**Gabby:** That's a good one. I've heard that one.

**Lindsay:** 'Fughedaboutit.'

**Michael:** We use it all the time. It has a couple of different uses. (Um, um) one, one - - the basic use is, it means no way.

**Both:** No way.

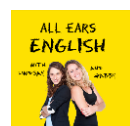
**Michael:** So are you thinking of having pizza at that place? 'Fughedaboutit!' That's terrible.



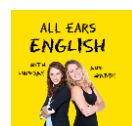
- Lindsay:** And how – give us another example of how we could use that.
- Michael:** Oh, come on Lindsay, you said that you want me to walk all the way from Central Park to Chinatown. ‘Fughedaboutit!’
- Gabby:** I’ve done that actually.
- Michael:** I’m taking the subway.
- Lindsay:** That’s fantastic. I’ve heard that in a lot of movies. (You know) you hear that all the time. That’s such an iconic expression.
- Gabby:** And it’s fun to say.
- Lindsey:** It is. ‘Fughedaboutit.’
- Michael:** ‘Fughedaboutit.’ (Uh), actually if you wrote it down, it would be “forget about it,” but we never say it that way. ‘Fughedaboutit.’
- Lindsay:** Excellent. I love it. All right. What else have you got for us?
- Michael:** ‘Not Fuh Nuttin.’ (not for nothing) You guys have the best English podcast I’ve ever heard.
- Both:** Wow.
- Gabby:** Thank you we like that.
- Michael:** ‘Not Fuh Nuttin.’
- Gabby:** ‘Not Fuh Nuttin.’



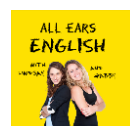
- Michael:** So 'Not Fuh Nuttin' is a phrase that we use when you wanna (want to) give your opinion about something that you believe is true and maybe the listener doesn't know or doesn't realize it.
- Lindsay:** Oh, that's an important point. So is it...?
- Michael:** And we...
- Lindsay:** (Mm-hm).
- Michael:** I'm sorry.
- Lindsay:** No, go head (ahead), go head (ahead).
- Michael:** And it's usually followed by "but." For example. "Not for nuttin' (nothing), but you guys have the best English podcast."
- Gabby:** Oh wow.
- Lindsay:** Wow.
- Gabby:** Very cool.
- Michael:** 'Not for nuttin' (nothing), but New York has the most delicious pizza anywhere.
- Lindsay:** Wow.
- Gabby:** So it's like to introduce (uh) an opinion like you were saying?
- Michael:** That's right.
- Gabby:** Okay.
- Lindsay:** Yeah.



- Gabby:** That's great.
- Lindsay:** 'Not for nuttin' (nothing). Interesting.
- Michael:** 'Not for nuttin' (nothing). Yeah, 'not for nuttin' (nothing), I wouldn't date that guy, he's a bit of a loser.
- Lindsay:** That's great. That's awesome. So these phrases, do you hear them on the subway all the time? Or you hear them on the street?
- Michael:** Yeah, you hear it all the time, all the time. It's very common (uh) everyday language here on the subway, out in Central Park, in Times Square. Yeah.
- Gabby:** Excellent.
- Lindsay:** (Do) you have one more?
- Michael:** Sure. (Um) let's see. 'A skooch.'
- Both:** 'A skooch.'
- Michael:** 'A skooch.'
- Lindsay:** How do you spell that?
- Michael:** 'A skooch' is a person who's bothersome or always (uh) nagging you.
- Gabby:** Ah, you don't want to be 'a skooch.' I see.
- Michael:** Don't be 'a skooch.' (You know), (uh) Gabby you said, you asked me like three or four times if I could bring you a bagel this morning. Stop being such 'a skooch.'
- Gabby:** Where's my bagel?
- Lindsay:** Gabby, you're such 'a skooch.' Would you stop?



- Michael:** Sometimes my dog is 'a skooch.' When I'm trying to work, she always comes here and she wants to play with me.
- Lindsay:** Aw.
- Michael:** I say "Happy stop being 'a skooch.'"
- Lindsay:** Aw, cute. That's great. 'Skooch.' These are – Wow! These are super useful phrases.
- Gabby:** And they're really common, right?
- Michael:** Right. This is, this is everyday English here in (uh), in the Big Apple.
- Gabby:** 'Cause (because) this is not what we're gonna (going to) learn in an ESL textbook.
- Michael:** Oh no, no, no, no, no. No, no. I don't think they have, I don't think they have a lot of 'skooches' in Eng, in English textbooks.
- Gabby:** Not at all.
- Lindsay:** I love it. So you've given us something that students really can't find anywhere else.
- Michael:** That's right. That's right. When they come to New York, they have a cup of 'kawfee' (coffee) and (uh) I hope the kawfee (coffee) doesn't give them 'agita' and I hope they don't see any 'skooches' on the subway next to them.
- Lindsay:** 'Fughedaboutit.' I hope they don't.





- Michael:** 'Fughedaboutit.' This is a great city and 'not for nuttin' (not for nothing), New York is a very safe place and anybody who comes here to study English will have a great time here.
- Lindsay:** Absolutely.
- Gabby:** That is true. That is true. We love New York.
- Lindsay:** Yeah. Absolutely. And thinking of studying English, you also have a website, (um) can you tell our listeners where they can actually find you online?
- Michael:** Sure (uh) you can find Happy English at myhappyenglish.com
- Lindsay:** All right.
- Gabby:** Awesome.
- Lindsay:** Well thanks so much Michael. Thanks for coming in and sharing this with, with us. It's been so much fun. I feel like I've learned a lot about New York.
- Michael:** Excellent. I had a great time and (uh) anytime you guys wanna (want to) kawm (come) here, 'not for nuttin' (not for nothing), you're all welcome.
- Lindsay:** All right.
- Gabby:** Cool. Thanks so much Michael.
- Lindsay:** Thanks a lot. Take care.
- Michael:** Thanks so much. Take care. Bye-bye.
- Gabby:** Bye.

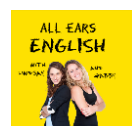


**[Instrumental]**

**Gabby:** Hey guys. Our email list is the only way that we can send you a free e-book on how to learn English through a podcast, exclusive information from us, and new offers and materials that we have coming out very soon. So please get on our email list at [allearsenglish.com](http://allearsenglish.com)

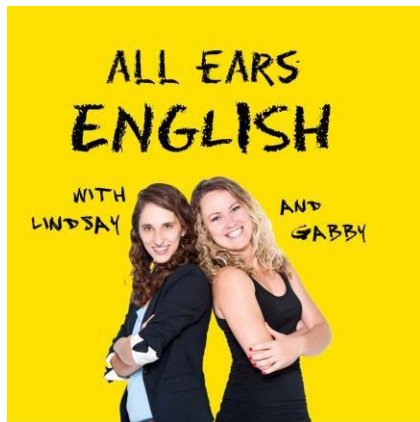
**[Instrumental]**

**Lindsay:** Thanks for listening to the All Ears English Podcast. We're here to help you learn English and you can help us by leaving a five star review on iTunes. See you next time!



---

## AEE Episode 47: How to Order a Coffee and a Pizza in English

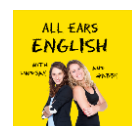


**Lindsay:** This is an All Ears English Podcast, Episode 47: Teaching Tuesday, “How to Order a Coffee and a Pizza in English.”

**[Instrumental]**

**Gabby:** Welcome to the All Ears English Podcast, where you’ll finally get real, native English conversation. Now here are your hosts, Lindsay McMahon, the ‘English Adventurer’ and Gabby Wallace, the ‘Language Angel,’ coming to you from Boston, Massachusetts, USA.

**Lindsay:** In today’s episode, you’re gonna (going to) learn how to never go hungry on the streets of New York or Boston or LA or San Francisco, by using natural English.



**[Instrumental]**

**Gabby:** Hey Lindsay. What's up?

**Lindsay:** Hey Gabby. How's it going?

**Gabby:** Good, good.

**Lindsay:** I'm excited for today's episode.

**Gabby:** Yeah.

**Lindsay:** It's gonna (going to) be something a little different.

**Gabby:** Something different for sure, but I think it'll be really helpful and practical for you guys.

**Lindsay:** Mm-hm. Absolutely. So what we're going to do today is we're gonna (going to) role play two situations (um) being on the street and ordering food.

**Gabby:** Yeah, it's actually related to our Monday episode where we talked to Michael about New York English slang and we actually talked a lot about (um) coffee...

**Lindsay:** And pizza.



- Gabby:** ...and pizza. Giving you 'agita.' But (um) it made us kind of hungry and it made us think about, (you know), ordering these things and we thought it would be helpful because a lot of you guys always ask us, "Well what's the right way, what's the correct way, what's the natural way to order food and order a coffee?" So we're just gonna (going to) show you how we do that.
- Lindsay:** Yeah, so throw out your textbooks and listen up.
- Gabby:** Right.
- Lindsay:** Okay. So let's get started.
- Gabby:** Hey. Good morning.
- Lindsay:** Hey. Good morning (um) so (uh), do you have coffee here?
- Gabby:** (Uh) yes we do. We have (uh) small, medium, and large.
- Lindsay:** All right. Great. So can I get a small coffee?
- Gabby:** Yeah, (uh) dark or light roast?
- Lindsay:** (Uh) I like the dark please.
- Gabby:** Okay, and (uh) how many creams, how many sugars?
- Lindsay:** Let's go for two creams and four sugars.
- Gabby:** Okay. All right. Here's your (uh) dark roast, (uh) four sugars, two creams?
- Lindsay:** Yeah and also do you have anything to eat back there?
- Gabby:** Yeah, we have muffins, we have (um) bagels.



**Lindsay:** Oh, okay. (Um) can I have (uh), can I have a blueberry bagel toasted?

**Gabby:** Sure, (do) you want cream cheese or butter?

**Lindsay:** (Uh) I'll go for cream cheese. Do you have flavored cream cheese?

**Gabby:** (Uh) just plain.

**Lindsay:** Aw man, okay. All right I'll go with the butter, actually.

**Gabby:** Okay, so blueberry bagel toasted with butter.

**Lindsay:** That's right. Can I get that in a bag?

**Gabby:** Uh, sure.

**Lindsay:** Okay.

**Gabby:** All right (are) you all set?

**Lindsay:** (Uh) yeah. How much is that gonna (going to) be?

**Gabby:** All right that'll be \$5.99.

**Lindsay:** Mm. All right. I only have a ten.

**Gabby:** Okay. No problem. All right. Here you go. Here's your change.

**Lindsay:** Thank you.

**Gabby:** Thank you very much.

**Lindsay:** All right. Bye.

**Gabby:** Bye. All right.



- Lindsay:** Okay. So that was our first dialogue. An awesome...
- Gabby:** Four sugars?
- Lindsay:** I know.
- Gabby:** Two creams? You made me laugh. You made me laugh.
- Lindsay:** I'm feelin' (feeling) a little stressed out these days. Four sugars- it's a lot, but what can I say.
- Gabby:** Maybe out of character there. All right. Well now it's my turn. So (uh) all right.
- Lindsay:** All right. So welcome to our Pizza House.
- Gabby:** All right, thank you. What kind of pizza do you have?
- Lindsay:** Oh, we've got (uh) three options. We've got cheese, we've got pepperoni, and green pepper.
- Gabby:** Great. (Uh) give me a slice of pepperoni.
- Lindsay:** Pepperoni. All right and (uh) you want me to warm that up for you?
- Gabby:** Yes. Please.
- Lindsay:** Okay. Let me do that. Here's your pizza.
- Gabby:** Great. Thank you. (Um) could I get some extra napkins?
- Lindsay:** (Uh), yeah. Absolutely. I'll put 'em (them) in the bag. And (do) you want anything to drink with that?
- Gabby:** Yeah. Do you have (um), do you have soda?



**Lindsay:** We do. We have Pepsi, we have Coke and we have (uh) Orange soda.

**Gabby:** Yeah. I'll get an Orange soda.

**Lindsay:** Okay. Let me throw that in the bag.

**Gabby:** (Um) medium, no ice please.

**Lindsay:** Medium, no ice. All right. Anything else?

**Gabby:** (Uh) that's it.

**Lindsay:** Okay, let me ring you up. That's gonna (going to) be \$5, please.

**Gabby:** All right. Here you go. There's 5 even.

**Lindsay:** All right. Okay, great. So have a good day. Enjoy yourself.

**Gabby:** Thank you.

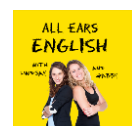
**Lindsay:** Bye.

**Gabby:** All right. Cool. So thanks for the pizza.

**Lindsay:** Hey. Thanks for the coffee.

**Gabby:** That was delicious. Yeah, so we used a lot of different phrases here that (um), (you know), they might be new if, if you haven't been living in the US that long, or if you have, (you know), they might be (um) some (like) new natural phrases, but (um), (you know), especially if you listen a few times or if you use the transcripts, that'll really help you to understand the way that people really talk when they sell or order food.

**Lindsay:** All right. So thanks a lot for listening today, guys. And we hope that we've helped you get some natural street English.





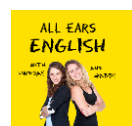
**Gabby:** Thanks guys.

**[Instrumental]**

**Gabby:** Hey guys. Our email list is the only way that we can send you a free e-book on how to learn English through a podcast, exclusive information from us, and new offers and materials that we have coming out very soon. So please get on our email list at [allearsenglish.com](http://allearsenglish.com)

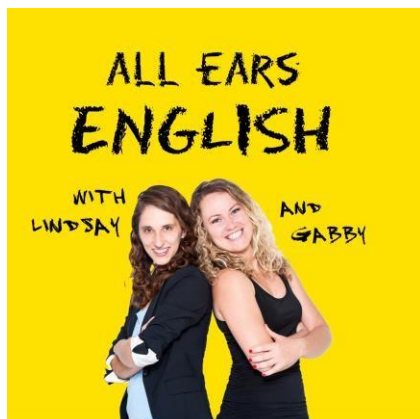
**[Instrumental]**

**Lindsay:** Thanks for listening to the All Ears English Podcast. We're here to help you learn English and you can help us by leaving a five star review on iTunes. See you next time!



---

## AEE Episode 48: Are YOU the Problem? How to Learn English If You Are Shy



**Lindsay:** This is an All Ears English Podcast, Episode 48: Wisdom Wednesday, “What to Do if the Problem Is YOU!”

### [Instrumental]

**Gabby:** Welcome to the All Ears English Podcast, where you’ll finally get real, native English conversation. Now here are your hosts, Lindsay McMahon, the ‘English Adventurer’ and Gabby Wallace, the ‘Language Angel,’ coming to you from Boston, Massachusetts, USA.



**Lindsay:** In this episode, you'll learn how to get over your shyness if you're trying to learn English here in the US and you're not seeing the improvement that you were expecting.

**[Instrumental]**

**Lindsay:** Hey Gabby. What's happenin' (happening)?

**Gabby:** Hey Lindsay. Not much. How you doing?

**Lindsay:** I'm doing great and (uh), I wanna (want to) address (uh) – today we're gonna (going to) talk a little bit about an interesting issue, a big problem for a lot of students. I've had a couple of conversations recently with students who feel really strongly about this problem.

**Gabby:** Yeah.

**Lindsay:** Yeah. And that is (um), some, (you know), some students might be here in the US and, (you know), they've actually come here with the number one goal to learn English, but they also have taken with them their personality. Maybe they're a little bit shy, a little bit passive and there's nothing wrong with that, that's okay. But what can students do in this situation because they're stuck and they're not approaching people and they're not actually practicing.



**Gabby:**

Right. It's an interesting question because it's hard to admit that maybe you might be the problem for why your spoken English is not progressing as quickly as you want it to. And I think, Lindsay, you and I have different points of view on this.

So I would say, (you know), it's okay, be who you are. There are ways that you can practice speaking English on your own. (You know) you can be shy and still improve your spoken English, (like), (you know) immerse yourself through movies, watching TV, through podcasts, so that you're listening to a lot of English and you're absorbing all that language, the pronunciation and the vocabulary and everything. And then you could actually practice speaking on your own. (You know) you could read out loud, you could practice having conversations even on your own. Maybe it sounds a little weird, but you have to practice. And if it's on your own, that's fine. If, (you know), if you're a little shy that might work well for you. You can even record yourself and then listen to yourself. So I say if you're shy, just embrace yourself, don't get down on yourself, like 'Oh, I should go out more, blah, blah, blah.' Don't get down on yourself, just keep practicing on your own.

**Lindsay:**

Yeah. I don't know. I, I would actually come at it from more of a 'tough love' perspective, okay. So that means that -- listen guys, English is a spoken language. English is a spoken language, so you need to speak. So well, I actually agree with you, definitely with the compassion aspect you need to be who you are, you don't need to get so upset with yourself. At the same time, you need to push yourself a little bit, because learning a language is kind of an inner journey too. And so it's an opportunity to push our edges, push ourselves, learn to...

**Gabby:**

Get out of your comfort zone.



- Lindsay:** Get out of your comfort zone. It's, it's about developing yourself as a person.
- Gabby:** Yeah.
- Lindsay:** Okay. So that means -- what I would say is- speak. Push yourself to speak, but think about the context, where are you gonna (going to) go and speak. Would you rather join a, for example, the Boston Coffee Shop Meetup as opposed to the Boston English Language Meetup where you're out having a drink and there's (there are) so many people and you feel intimidated. Maybe you'd rather sit around a small table with five people and practice instead of 25 people in a bar. What's the context where you're going to speak? But in the end, go out and speak. Use these materials as supplemental materials, but speak. Practice speaking.
- Gabby:** Yeah, I do agree, but I have to say if you are shy, I think you need a little more preparation time to work up your confidence, so if you think that you're a shy person, use some time, create some space for yourself to practice on your own in the comfort of your own room and get your confidence up so that when you do go in that social situation, you're ready to use the English that you've prepared and practiced on your own.
- Lindsay:** Yeah. Definitely. And I think, again, in the end, don't use the feeling that you're shy or your shyness or whatever embarrassment you have about your own character as an excuse...
- Gabby:** Yeah.
- Lindsay:** ...for not improving 'cause (because) you're here in the US. You've come here to improve, and you've gotta (got to) improve.
- Gabby:** Yeah. Step one, you gotta (got to) admit that YOU might be the problem



and then, (you know), take action, take steps to prepare yourself to get out there and speak to real people out in the real world, outside your room.

**Lindsay:** Absolutely. And we're here to help you guys with that.

**Gabby:** Yeah.

**Lindsay:** So no worries, no worries.

**Gabby:** Awesome.

**Lindsay:** And good luck.

**Gabby:** Yeah, good luck ya'll (you all).

**Lindsay:** Ya'll (you all)?

**[Instrumental]**

**Gabby:** Hey guys. Our email list is the only way that we can send you a free e-book on how to learn English through a podcast, exclusive information from us, and new offers and materials that we have coming out very soon. So please get on our email list at [allearsenglish.com](http://allearsenglish.com)

**[Instrumental]**

**Lindsay:** Thanks for listening to the All Ears English Podcast. We're here to help you learn English and you can help us by leaving a five star review on iTunes. See you next time!

---

## AEE Episode 49: The Power of Thought on Your English Skills





**Lindsay:** This is an All Ears English Podcast, Episode 49: “The Power of Thought on Your English Skills.”

**[Instrumental]**

**Gabby:** Welcome to the All Ears English Podcast, where you’ll finally get real, native English conversation. Now here are your hosts, Lindsay McMahon, the ‘English Adventurer’ and Gabby Wallace, the ‘Language Angel,’ coming to you from Boston, Massachusetts, USA.

**Lindsay:** In this episode, learn about what your brain is wired to focus on and find out how to override negative patterns to become a better English speaker.

**[Instrumental]**

**Gabby:** Hi Lindsay. How’s it going?

**Lindsay:** Hey Gabby. Feeling excellent.



**Gabby:** Good. Good. (Um), so I know today is a 'Deep Thoughts Thursday' and we have a quote to share with you guys. (Um) Lindsay you have that quote right?





**Lindsay:**

Yes, here it is. "All that we are is the result of what we have thought. The mind is everything. What we think, we become."

**Gabby:**

I love that.

**Lindsay:**

I know and this is by none other than the Buddha.

**Gabby:**

Excellent. Excellent source. I love this quote so much, especially the end, "What we think, we become" and it makes me think about you guys as English language speakers because I've heard a lot of you guys say things like "My English is so bad," or "I can't speak English" and, (you know), maybe you're trying to be modest, maybe you're trying to sound like, (you know), you're not full of yourself or egotistical, but by telling yourself that message over and over, you're actually becoming a worse English speaker.

**Lindsay:**

Yeah. And it's interesting when you think about like – one thing that I've heard from neuroscientists is this idea that (um) the brain is like Velcro for bad experiences and like Teflon for good ones. So we're wired up as the human species to actually pull in bad experiences and to emphasize them.

If you go through a ten minute conversation and you don't make – you make one or two mistakes. But you actually made, (you know), you actually pulled off some great sentences and used expressions, your mind will focus on the bad things, the mistakes you made. So realize that that's the nature of the mind, that's the way we're wired as humans.

**Gabby:**

Wow.

**Lindsay:**

And so what are you going to do to over-, kind of override that?

**Gabby:**

Well that must affect your confidence too, right?

**Lindsay:**

I would imagine.

**Gabby:**

Yeah. This also reminds me -- I don't know if you've heard of this study



**Lindsay:**

where there was a Japanese scientist who took bottles or glasses of water and he said nice things to one glass of water and he said really bad, hateful things to the other glass of water and then he looked at the water (um) molecules under a microscope and they looked very different.

Whoa! That is so interesting.

**Gabby:** Isn't that?

**Lindsay:** Wow.

**Gabby:** So it's really like what you think or what you project on yourself, you will become.

**Lindsay:** Yeah.

**Gabby:** There is some truth in this.

**Lindsay:** So what can we do? So after we've gone through a conversation, maybe have a little conversation with ourselves and think about what we did well.

**Gabby:** Yes, absolutely. Think about what you've done well (um) this year, this month, this week, today, maybe in the last five minutes. Oh my gosh, you've done something great by listening to this podcast.

**Lindsay:** Good choice!

**Gabby:** Yeah, so congratulate yourself. Take a minute to really bask in the glory of all the good things that you've been doing and that will super power your motivation.

**Lindsay:** (Uh-huh). You can rewire your brain if you really put yourself to it.

**Gabby:** Awesome. Great. Get to it guys.

**Lindsay:** Thank you.

**[Instrumental]**

**Gabby:** Hey guys. Our email list is the only way that we can send you a free e-book



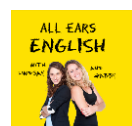
**Lindsay:**

on how to learn English through a podcast, exclusive information from us, and new offers and materials that we have coming out very soon. So please get on our email list at [www.allearsenglish.com](http://www.allearsenglish.com)

**[Instrumental]**

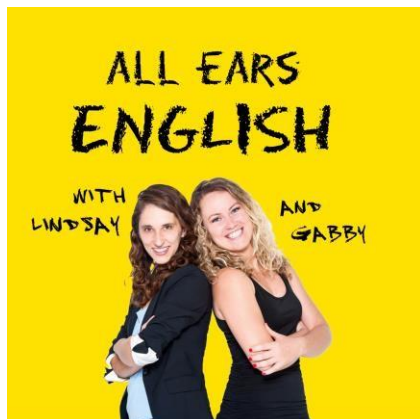
Thanks for listening to the All Ears English Podcast. We're here to help you learn English and you can help us by leaving a five star review on iTunes. See you next time.

*Sources from this episode: Rick Hanson, Neuroscientist, <http://www.rickhanson.net/>*



---

## AEE Episode 51: English Food Vocabulary You Don't Know



**Lindsay:** This is an All Ears English Podcast, Episode 51: Teaching Tuesday, “English Food Vocabulary that You Don’t Know.”

**[Instrumental]**

**Gabby:** Welcome to the All Ears English Podcast, where you’ll finally get real, native English conversation. Now here are your hosts, Lindsay McMahon, the ‘English Adventurer’ and Gabby Wallace, the ‘Language Angel,’ coming to you from Boston, Massachusetts, USA.



**Lindsay:** In this episode, you'll learn about four food terms that we use a lot in American English conversation, but you won't learn these terms in a classroom, so listen up.

**[Instrumental]**

**Gabby:** Hey Lindsay. What's up?

**Lindsay:** Hey Gabby.

**Gabby:** So in today's episode, we're going to talk about a few, actually four (um) food vocabulary terms that came up in our 'Meeting Monday' episode. So do you wanna (want to) start off? Tell us the first one that we should explain.

**Lindsay:** Yeah, so the first term is 'heavy food.' So 'heavy' means it has a lot of weight to it right?

**Gabby:** Yeah. And it probably really does, but it's also (like) the calories that it has in it...

**Lindsay:** Yeah.

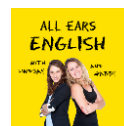
**Gabby:** ...so what's an example of a heavy food?

**Lindsay:** Well, I think pancakes are really heavy...

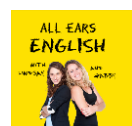
**Gabby:** Yeah.

**Lindsay:** ...(you know), (like), 'cause (because) normally when you have pancakes in the US, they serve you (like) a three or four-stack of pancakes.

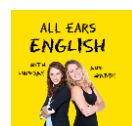
**Gabby:** With butter and maple syrup.



- Lindsay:** It's (I mean) it tastes good, but it's heavy (like) you're gonna (going to) leave feeling like you have a brick in your stomach.
- Gabby:** Yes and you will be full.
- Lindsay:** Yes.
- Gabby:** You can't eat a lot of pancakes. And, (you know), contrast that with light food like salad or a piece of fruit.
- Lindsay:** Yeah, yogurt maybe could be sort of light-ish.
- Gabby:** Yeah.
- Lindsay:** Yeah.
- Gabby:** Very cool. (Um) what's another food term that we used?
- Lindsay:** So we used the term 'staple.'
- Gabby:** Mm-hm.
- Lindsay:** And I said that oatmeal is a staple. I'm not sure if oatmeal is really a staple.
- Gabby:** No, I think it is. A staple is something that's traditional. Typical. I think traditionally, yeah, oatmeal is a staple breakfast food, maybe not so much anymore, but, (I mean), I think, (yeah), traditionally it is a staple. So I'd say yeah, sure.
- Lindsay:** Yeah, so a 'staple' is something that's really fundamental to a meal. Right.
- Gabby:** Yeah.
- Lindsay:** So in certain parts of Asia, the staple would be rice. Right. Or beans.



- Gabby:** Corn.
- Lindsay:** Right. Yeah. (Mm-hm).
- Gabby:** Cool. (Um) another term we used is 'black coffee.' So I like my coffee black. That means that it has nothing added to it, no sugar, no cream. So black is the color of the coffee when it's not (um) – it doesn't have anything in it, so...
- Lindsay:** Yeah, so we might ask someone how, for example, Gabby, "how do you take your coffee?"
- Gabby:** (Mm) I take it black.
- Lindsay:** Or how do you like your coffee?
- Gabby:** Yeah. Just black please.
- Lindsay:** (Mm-hm). Good.
- Gabby:** Great. And our last term is 'carbs' which is short for carbohydrates. What's an example of a 'carb'?
- Lindsay:** Yeah, so bread...
- Gabby:** (Mm-hm). Flour.
- Lindsay:** Flour.
- Gabby:** Even (like) potatoes...
- Lindsay:** Yeah.
- Gabby:** ...are carbs.
- Lindsay:** (Mm-hm).



**Gabby:** Yeah. Actually a lot of, (I mean), even (like) fruit has carbs...

**Lindsay:** Definitely.

**Gabby:** ...but (it) has less (fewer) carbs than bread or potatoes.

**Lindsay:** Yeah. Yeah. And you have all of the diets that try to cut out carbs.

**Gabby:** Right, right.

**Lindsay:** All sorts of controversy.

**Gabby:** Right, right, right. Some diets saying carbs are evil. Well...

**Lindsay:** Who knows?

**Gabby:** ...we all need carbs, but...

**Lindsay:** Absolutely.

**Gabby:** ...we all have different opinions about diets. So cool. So we have four foodrelated vocabulary here. And (uh) vocabulary words, and we want to have you have a chance to repeat them after us. So I'll say the first two, and then Lindsay will say the last two. (Uh) the first one, 'heavy food.' A 'staple.'

**Lindsay:** 'Black coffee.' 'Carbs.'

**Gabby:** All right. Very cool.

**[Instrumental]**

**Lindsay:** Gabby what was that sound on your computer?

**Gabby:** [Gasps] I just got an email from All Ears English!





**Lindsay:** Really. Oh, that sounds awesome.

**Gabby:** Oh it's so awesome. I can't believe they wrote to me.

**Lindsay:** Oh my god and so what did they say?

**Gabby:** (Um) they said (like) they have (like) tips and they have a free e-book for me...

**Lindsay:** Oh, that sounds so cool.

**Gabby:** ...and they have a question for me too. They wanna (want to) know what I think.

**Lindsay:** Oh my god. That sounds awesome. How can I get that?

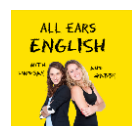
**Gabby:** You can get on the All Ears English email list at [allearsenglish.com](http://allearsenglish.com).

**Lindsay:** Yeah. So guys we're joking around here, but (uh) we just wanna (want to) let you know...

**Gabby:** I wasn't joking.

**Lindsay:** Oh, you weren't joking. I was joking. So we just want to let you know that you should go ahead and get on our email list because we're gonna (going to) be having some great conversations with (um) people on the list over the next few weeks. We've got something exciting coming out.

**Gabby:** Yeah and we've already been having great conversations. I wanna thank you guys if you already are on the email list and thank you especially if you've been responding to our questions 'cause (because) we love having that conversation with you. So if you're not in the conversation, you can still join it. Come over to [allearsenglish.com](http://allearsenglish.com) and join our email list.



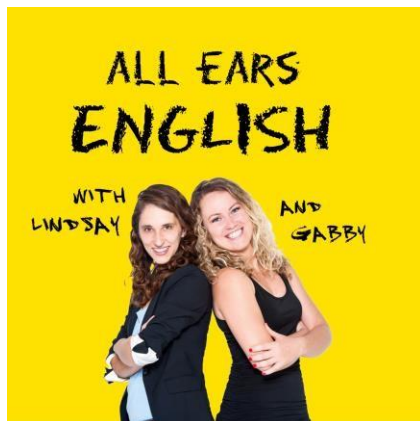
**Lindsay:** See ya' (you) there.

**[Instrumental]**

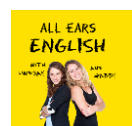
**Lindsay:** Thanks for listening to the All Ears English Podcast. We're here to help you learn English and you can help us by leaving a five star review on iTunes. See you next time.

---

## AEE Episode 52: What to Do When You Can't Learn Anymore



**Lindsay:** This is an All Ears English Podcast, Episode 52: Wisdom Wednesday, "What to Do When You Can't Learn Anymore."



**[Instrumental]**

**Gabby:** Welcome to the All Ears English Podcast, where you'll finally get real, native English conversation. Now here are your hosts, Lindsay McMahon, the 'English Adventurer' and Gabby Wallace, the 'Language Angel,' coming to you from Boston, Massachusetts, USA.

Hey guys. In this episode, we're gonna (going to) talk about three effective strategies to use when you hit that wall in English and you just don't know how to keep going.

**[Instrumental]**

**Gabby:** Hey Lindsay. How's it going?

**Lindsay:** Doing good Gabby. How are you? We're hanging out here. It's really raining hard outside.

**Gabby:** Yeah, we're having a crazy thunderstorm here in Boston today.

**Lindsay:** Yeah. So anyways, what are we talking about today?

**Gabby:** (Um) today we're talking about what to do when you feel you can't learn anymore so when you hit a wall, when you reach a plateau, what do you do? And Lindsay, I know you have some really good advice that you shared on your English and Culture blog, (um), so maybe you could share that with us today.

**Lindsay:** Yeah, sure. So over on my blog, I wrote about this about a year ago on my blog [englishandculture.com/blog](http://englishandculture.com/blog) and so we started out with one idea. Okay guys, listen this is the deal. What we suggest –these are three ways that you can actually get out of the plateau that you're on and start making progress again. First way- get away from your native language.



**Gaby:** Yeah. (It) might seem obvious, but, (you know), we tend to gravitate towards people of our same culture, same language, because it's comfortable. So to get out of your slump, you really need to get away from your native language, (you know). Try to spend more time with people who speak English, (um), spend more, spend more time listening to English music, watching English TV, reading English books and so on.

**Lindsay:** Or if you have to move, then move. If you're living in a house where everyone in your home -- obviously if you're living with your family, you can't move out.

**Gabby:** Well, maybe.

**Lindsay:** It depends. But if you're living in a house full of roommates (uh) from your home country, then, (you know), maybe it's time to look, to (uh), for an opportunity to live with native English speakers...

**Gabby:** Yeah.

**Lindsay:** ...or other students of English who speak, (um), at home or get an internship, volunteer in English.

**Gabby:** Yeah, there's (there are) a lot of ways that you can get away from your native language, but just keep that in mind because it could be holding you back.

**Lindsay:** Awesome. And then we have another suggestion. Gabby.

**Gabby:** Choose a more challenging learning method. So maybe the problem is you're just not pushing yourself enough. (I mean) be honest.



- Lindsay:** (Hm). Yeah, and so how are you currently learning? (I mean) are you actually going out and implementing what you learn, what you listen to with this podcast?
- Gabby:** Right. (Um) challenge yourself, set up goals and have maybe a friend or a teacher make sure that you're accountable for your goals.
- Lindsay:** Or if you hear a new vocabulary word or three or four new vocabulary words on this podcast when you get together with your teacher or language exchange partner, actually try to use them. Don't just go back to the old phrases that you use every time.
- Gabby:** Yeah. So challenge yourself to learn more. (Um), I would say, (you know), it's not only challenging yourself with more difficult (um) lessons or more difficult materials, but (you know), making sure you have supportive material (like), (I mean), we do offer transcripts for the podcast and that's a way that you can challenge yourself, but support your learning so that you're getting what we're saying here on the podcast.
- Lindsay:** Yeah. And the last one is to work with a teacher who pushes you. So if you're at this upper intermediate level that we know a lot of you guys are, you're at a point where you need someone special who's going to actually move you, help you move, whose job it is to move you to the next level.
- Gabby:** Yeah. Your teacher should understand where you are and where you can be or where you want to be and really push you to get fluent and keep learning. (I mean), I know that most teachers are very motivated and motivating to their students, (you know), but, but make sure that, that your teacher's doing his or her job.



**Lindsay:** Absolutely. And your teacher should be giving you alternative ways of saying things.

**Gabby:** Yeah.

**Lindsay:** (Um) you guys are at a level where you know one or two ways to say something but you want five different ways to say those things.

**Gabby:** Right. Right.

**Lindsay:** So make sure that you're getting those from your teacher...

**Gabby:** Yeah.

**Lindsay:** ...and you're practicing them.

**Gabby:** Well, and, and let me go back and say it's not, it's not only your teacher's responsibility to push you. You need to ask for your teacher to push you. (I mean) he or she, they might think that they're pushing you, but if you don't feel like you're being challenged or pushed, then ask for more.

**Lindsay:** Yeah.

**Gabby:** It's your responsibility as a student.

**Lindsay:** Don't be afraid to ask.

**Gabby:** Yeah.

**Lindsay:** That was great.

**Gabby:** Yeah, Lindsay, those are great tips and thank you so much for sharing something that you've already made (um) on [English and Culture](#).

**Lindsay:** Aw, you're so welcome.



**Gabby:** Yeah.

**Lindsay:** Thanks for listening.

**Gabby:** Thanks guys.

**[Instrumental]**

**Lindsay:** Gabby what was that sound on your computer?

**Gabby:** [Gasps] I just got an email from All Ears English!

**Lindsay:** Really. Oh, that sounds awesome.

**Gabby:** Oh it's so awesome. I can't believe they wrote to me.

**Lindsay:** Oh my god and so what did they say?

**Gabby:** (Um) he said (like) they have (like) tips and they have a free e-book for me...

**Lindsay:** Oh, that sounds so cool.

**Gabby:** ...and they have a question for me too. They wanna (want to) know what I think.

**Lindsay:** Oh my god. That sounds awesome. How can I get that?

**Gabby:** You can get on the All Ears English email list at [allearsenglish.com](http://allearsenglish.com).

**Lindsay:** Yeah. So guys we're joking around here, but (uh) we just wanna (want to) let you know...

**Gabby:** I wasn't joking.



**Lindsay:** Oh, you weren't joking. I was joking. So we just want to let you know that you should go ahead and get on our email list because we're gonna (going to) be having some great conversations with (um) people on the list over the next few weeks. We've got something exciting coming out.

**Gabby:** Yeah and we've already been having great conversations. I wanna thank you guys if you already are on the email list and thank you especially if you've been responding to our questions 'cause (because) we love having that conversation with you. So if you're not in the conversation, you can still join it. Come over to [allearsenglish.com](http://allearsenglish.com) and join our email list.

**Lindsay:** See ya' (you) there.  
**[Instrumental]**

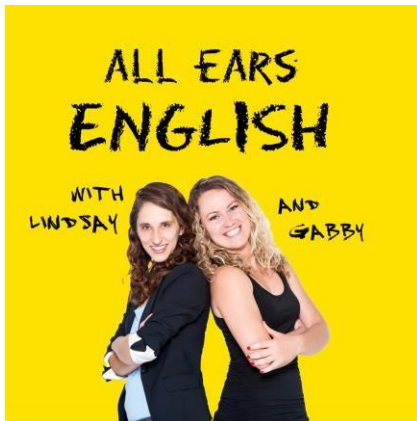
**Lindsay:** Thanks for listening to the All Ears English Podcast. We're here to help you learn English and you can help us by leaving a five star review on iTunes. See you next time.

---

AEE Episode 53: Why You Must Overshoot Your English Goals to Achieve Them







**Lindsay:** This is an All Ears English Podcast, Episode 53: Deep Thoughts Thursday, “Why You Must Overshoot Your English Goals to Achieve Them.”

**[Instrumental]**

**Gabby:** Welcome to the All Ears English Podcast, where you’ll finally get real, native English conversation. Now here are your hosts, Lindsay McMahon, the ‘English Adventurer’ and Gabby Wallace, the ‘Language Angel,’ coming to you from Boston, Massachusetts, USA.

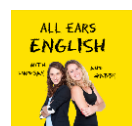
In this episode, you will get the inspiration you need to go the extra mile.

**[Instrumental]**

**Lindsay:** Okay. Gabby we are here, ready to record, and how are you feeling today?

**Gabby:** I’m feeling awesome!

**Lindsay:** Excellent. Very glad to hear it.



**Gabby;** Yeah.

**Lindsay:** And you've brought us an awesome quote today Gabby. So do you wanna (want to) share it for us?

**Gabby:** Yes, I would like to share it. "If you would hit the mark, you must aim a little above it. Every arrow that flies feels the attraction of earth."

**Lindsay:** Whoa, whoa, whoa. Who is this by, after all?

**Gabby:** (Uh), Henry Wadsworth Longfellow.

**Lindsay:** Okay. This is a meaty quote. This is, there's a lot in here.

**Gabby:** Yeah, and first of all maybe we should break it down for modern English because this quote is using an old style of English that if you would hit the mark, it actually means, (you know), if you want to hit the mark or if you want to achieve your goal.

**Lindsay;** Right. So don't get confused with the conditional here.

**Gabby:** Yeah, old style.

**Lindsay:** 'Cause (because) that's a confusing thing for students. So it's if you want to achieve -- hit the mark or...

**Gabby:** Yeah.

**Lindsay:** ...get what you're trying to get.



**Gabby:** Yeah, yeah. (Um) if you, if you want to get something, you should aim or you should try to do something that's even more challenging because every arrow, right, when you shoot an arrow it goes up, but then it comes down a little bit before it hits your target, so the gravity of the earth pulls it down or, (I mean), what would be (like) a comparison, (like) maybe reality might bring you down a bit or maybe negative people...

**Lindsay:** Yeah.

**Gabby:** ...or what else could bring you down. I don't know.

**Lindsay:** I'm just thinking about and yeah, time, because usually when I set a goal, if something has to be done by a certain time, I'll estimate that date and then I'll add wiggle room, (you know), of (an) extra, (like), five days because I know it's gonna (going to) take longer than I estimate.

**Gabby:** Aiming a little above it.

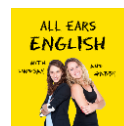
**Lindsay:** (Mm-hm).

**Gabby:** That's excellent. Or maybe if you want to (um), for example, if you want to (like) run a marathon, just for example, right, and you should be running, you know, ten miles a day, I don't know, but maybe you would actually push yourself to run twelve miles a day.

**Lindsay:** Yeah. That's a great one.

**Gabby:** And then if you end up running ten a day, well, that's good too.

**Lindsay:** That's pretty great because that means you have actually achieved your goal.



**Gabby:** Yeah, or with English. I mean maybe your goal is to read a book. So maybe you think it would be easy to read five pages a day, but instead of choosing the easy way, push yourself. Aim a little bit above that and say no, I'm going to read twenty pages a day.

**Lindsay:** Yeah, that sounds great.

**Gabby:** And then you read your book faster than you thought.

**Lindsay:** So keep this in mind guys when you go ahead and set your goals, (you know), for the, for the year. (You know) we're still in, (you know), (the) beginning of 2014...

**Gabby:** Yeah.

**Lindsay:** ...so think about overshooting your goals.

**Gabby:** And just to tie this together with our episode from yesterday, our 'Wisdom Wednesday' about what to do when you just can't go any further with English, this is a strategy that you can use, (you know), challenge yourself with more, more challenging (uh) ways of learning English. So make a bigger, greater goal than you had planned and that's a good way to push yourself beyond that wall.

**Lindsay:** Excellent.

**[Instrumental]**

**Lindsay:** Gabby what was that sound on your computer?

**Gabby:** [Gasps] I just got an email from All Ears English!

**Lindsay:** Really. Oh, that sounds awesome.



- Gabby:** Oh it's so awesome. I can't believe they wrote to me.
- Lindsay:** Oh my god and so what did they say?
- Gabby:** (Um) they said (like) they have (like) tips and they have a free e-book for me...
- Lindsay:** Oh, that sounds so cool.
- Gabby:** ...and they have a question for me too. They wanna (want to) know what I think.
- Lindsay:** Oh my god. That sounds awesome. How can I get that?
- Gabby:** You can get on the All Ears English email list at [allearsenglish.com](http://allearsenglish.com).
- Lindsay:** Yeah. So guys we're joking around here, but (uh) we just wanna (want to) let you know...
- Gabby:** I wasn't joking.
- Lindsay:** Oh, you weren't joking? I was joking. So we just want to let you know that you should go ahead and get on our email list because we're gonna (going to) be having some great conversations with (um) people on the list over the next few weeks. We've got something exciting coming out.
- Gabby:** Yeah and we've already been having great conversations. I wanna thank you guys if you already are on the email list and thank you especially if you've been responding to our questions 'cause (because) we love having that conversation with you. So if you're not in the conversation, you can still join it. Come over to [allearsenglish.com](http://allearsenglish.com) and join our email list.
- Lindsay:** See ya' (you) there.



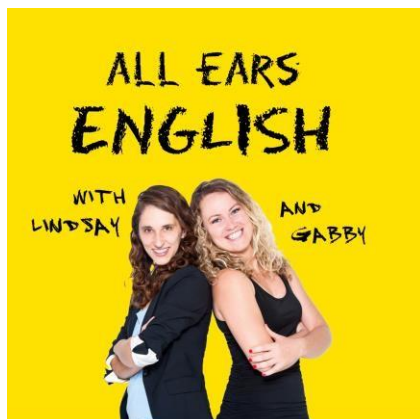
**[Instrumental]**

**Lindsay:** Thanks for listening to the All Ears English Podcast. We're here to help you learn English and you can help us by leaving a five star review on iTunes. See you next time!



---

## AEE Episode 54: English with Fluency MC- How to Find Love on Valentine's Day



**Lindsay:** This is an All Ears English Podcast, Episode 54: Meeting Monday, “English with Fluency MC: How to Find Love on Valentine’s Day.”

### [Instrumental]

**Gabby:** Welcome to the All Ears English Podcast, where you’ll finally get real, native English conversation. Now here are your hosts, Lindsay McMahon, the ‘English Adventurer’ and Gabby Wallace, the ‘Language Angel,’ coming to you from Boston, Massachusetts, USA.

In today’s episode, you are going to meet a world star ESL rapper.



**[Instrumental]**

**Gabby:** All right. Hey Lindsay. How's it going?

**Lindsay:** Hey Gabby. I'm doing great today.

**Gabby:** Great. I'm so excited. We're here today with a very special guest. We have Jason R. Levine, also known as Fluency MC. What's up Jason?

**Jason:** Hey what's up? Thanks so much for having me on your, your program, your podcast.

**Gabby:** Yeah, we're super excited to have you.

**Lindsay:** Yeah, thanks for coming on.

**Jason:** Oh, my pleasure.

**Gabby:** Very cool. So, yeah, this week -- well actually next week is Valentine's Day, so, (you know), we wanted to ask you a little bit (um) about your opinion as a guy, (you know), 'cause (because) Lindsay and I we, we talk a lot about Valentine's Day and relationship stuff, but, (you know), we're two ladies, but we want to get your opinion. (Uh) whaddya (what do you) think about Valentine's Day? Is it (uh) -- do you celebrate Valentine's Day or (do) you think it's just kinda (kind of)...

**Lindsay:** Just a big cliché or whaddya (what do you) think?

**Gabby:** ...for the birds?

**Lindsay:** Yeah.





**Jason:**

Well, let's see. I guess I would put myself at this point in my life, (uh) sort of in the middle. Part of, part of it is very cool and real, and, and potentially, (you know), romantic and special and part of it, to me, is kind of over-commercialized. (Um) not cliché as much as, I guess, the commercialism of it sometimes bother me. (Um) but, (you know), I don't, I don't like that I can, that I'm cynical like that. I like, I like to, I like to (uh) – remember especially, (um), being young and how much I liked being young for Valentine's Day. (Um) when we were kids – I don't know if you, if you guys remember anything about that.

**Gabby:**

Absolutely.

**Both:**

Yeah.

**Gabby:**

I know what you're talking about.

**Lindsay:**

Yeah, I remember making little Valentines for every kid in the class.

**Gabby:**

Yep.

**Jason:**

Yes. Yes. And we -- I remember, (uh), I remember my parents telling me that when they were kids and they did stuff like that, (like), (you know), the, the popular kids got the, lots of Valentines and the unpopular kids didn't.

**Gabby:**

Oh.

**Jason:**

Well I think things changed 'cause (because) I remember when I was little, (uh), everybody had to give – if you gave Valentines, you had to give one to everyone.

**Lindsay:**

Right.



- Gabby:** That's right. Make it fair across the board.
- Lindsay:** Exactly.
- Gabby:** Everybody gets a Valentine. I remember that.
- Lindsay:** That's interesting.
- Jason:** I also remember, (you know), looking forward to, or, (you know), hoping to get a Valentine with a little extra special note, (you know), from a special girl.
- Lindsay:** Aw.
- Jason:** You had to give one to everyone, but you didn't have to, (you know), present them the same way.
- Gabby:** I always hoped that they had candy attached to them.
- Lindsay:** Chocolate preferably, it's gotta (got to) be chocolate.
- Gabby:** Like no candy, I don't care.
- Jason:** Yes, I like that, I like that part about Valentine's Day. No, but I think it's, I think it's a (um), (you know), it's in, in the States at least, (um), (you know), it's, it's kinda (kind of) – I, I guess it just depends, some people really get into it, and some people don't. And I'm in Paris, now, and (you know), Paris is, it really is a really romantic place.
- Gabby:** Oh, I bet.
- Jason:** This will be my first, (uh), my first Valentine's Day here, (uh) with my wife in Paris, so maybe I need to think a little more seriously about Valentine's Day.



**Gabby:** Or...

**Lindsay:** Definitely.

**Gabby:** ...or no matter what you do it's gonna (going to) be great because you're in Paris, right?

**Lindsay:** Right.

**Jason:** Yeah, that's, that's right. That's right. Yeah.

**Lindsay:** Very cool. Exciting.

**Gabby:** Romantic city. Very cool.

**Jason:** But as an English Teacher, (um), I, I really, (I mean), holidays are great opportunities to talk about culture and to teach, to teach language, and (uh) Valentine's Day in particular is a really great one because so many, so many learners of all ages are curious about vocabulary and idioms for talking about love.

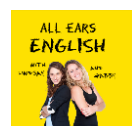
**Lindsay:** Definitely.

**Both:** Yeah.

**Lindsay:** And love is that thing that brings everyone together. Everyone experiences love, so we can (sort of), (you know), we can talk about that.

**Gabby:** Very cool.

**Lindsay:** So I know you have one of your awesome songs, (one of) your raps that shows a lot of these different ways to, (you know), call your, your boyfriend, your girlfriend, your lover, (um), and you were gonna (going to) share that with our listeners today right?



**Jason:** Yeah, well thanks so much for, for, for that idea of doing a song live with you guys and (um), yeah, I, I, I like this song, especially, like I said because it's an opportunity to, to put some (uh) – especially idioms that are really high frequency (uh) for talking about relationships and talking about love (um), into a song where it's going to be easier to remember them by listening, (you know), to the song several times. If you like the song, you listen, you remember without trying to learn it, (uh), and that's, (you know), the hardest thing, I think, for anyone learning a language is that idea of, (you know), thinking you've learned something because you understood it and then realizing later you, you, you don't remember it because you didn't get enough exposure to it. So songs are great for that. So yeah, I'd love, I'd love to take advantage of this opportunity, if I may and...

**Gabby:** Absolutely.

**Lindsay:** Yes, you may. Let's do it- please do.

**Jason:** ...do a song for your followers. Yeah.

**Gabby:** Cool, yeah. Bring it on.

**Jason:** All right. Ah, oh and I did forget one thing that's important about my (um) adult life experience of Valentine's before I go on 'cause I... but (uh) I proposed to my wife on Valentine's Day...

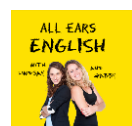
**Both:** Whoo!

**Lindsay:** That's a big deal.

**Gabby:** Yeah.



- Jason:** That was in Paris, so I really have to retract my statement about this being my first Valentine's Day in Paris.
- Lindsay:** Oops. (You) might be in trouble.
- Jason:** So that was -- this will be my first Valentine's Day in Paris if I'm, if I'm not wrong.
- Gabby:** As a married man.
- Jason:** In the last 15 years.
- Gabby:** Yes. Well that's very romantic. That's awesome.
- Lindsay:** Beautiful. Love it, love it.
- Gabby:** Yeah.
- Jason:** I'm glad I could throw that in there.
- Lindsay:** Cool.
- Jason:** (Uh) cool. So let me, let me cue up the song here, just give me one sec (second). So this song is called – it, it doesn't have a very original title, it's just called "Valentine's Day."
- Lindsay:** Perfect.
- Jason:** And (um), if anyone's interested (um), (you know), you can find that easily on my [YouTube channel](#) and (I'll) give you guys the link and you can put it in, (um).... but also the lyrics, I'm happy to send anyone the lyrics, if they want to email me so I'll make sure that I give you guys that email address.
- Lindsay:** Great.



- Gabby:** On YouTube you're Fluency Mc, right?
- Jason:** Yeah, but it's, it's the Collolearn address
- Gabby:** That's right.
- Lindsay:** Oh.
- Jason:** But if anybody wants the lyrics, I'm happy to, to send them to them.
- Lindsay:** Excellent. Thank you for that.
- Jason:** So yeah, so (um), should I, should I start up the music?
- Gabby:** Yeah.
- Lindsay:** Go for it. We're ready and waiting.
- Jason:** All right. Here we go.

**[Song: Valentine's Day, by Jason R. Levine]**

*Hey! It's Valentine's Day. Hey, hey, hey, hey. Hey, hey, hey. Hey.*

*It's Valentine's Day. Hey, hey, hey, hey. Hey, hey, hey, hey.*

Hey, hey, hey, it's Valentine's Day.

The date when you find the time and the way to say the things that you  
feel to the love of your life,

Your girlfriend, your boyfriend, your husband or your wife.



*Hey, hey, hey, it's Valentine's Day.*

The date when you find the time and the way to say how deeply you love  
and adore your sweetie pie, the one, your honey, that special gal or guy,

The apple of your eye, your main squeeze, your soulmate, your partner or  
the person you just started to date.

Through luck or fate, you know you've got a good catch and if the  
chemistry is right you might be a perfect match.

*Hey, hey, hey, hey, it's Valentine's Day.*

The 14<sup>th</sup> of February's Valentine's Day.

Romantic love is in the air and on display.

We go out to eat or catch a movie matinee.

We get each other cards and flower bouquets or a box of chocolates or a  
poem we wrote.

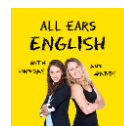
The girl at school you've got a crush on, you might pass her a love note  
and work up the courage to ask her out on a date.

If she plays hard to get, she might ask you to wait.

If she finds you attractive, you might go out on the town, but if you turn  
her off, she'll probably turn you down.

Hey, hey!

**Lindsay:** Yeah.



- Lindsay:** Yeah. Wow. I love it. That's awesome. We were dancing over here.
- Jason:** And that, that "hey, hey, hey" is also my wife.
- Both:** Oh.
- Gabby:** That's great.
- Lindsay:** Love it, love it, love it.
- Jason:** Her name is Brijitte by the way and her nickname is Beesh and my nickname is Jase (uh) by the way and, (you know), we, we made a podcast called (um), we're (um) Beesh and Jase.
- Gabby:** Beesh and Jase. That's nice.
- Jason:** Beesh and Jase.
- Lindsay:** Aw, very cool.
- Jason:** We're gonna (going to), we're gonna (going to) revisit that and do some more with that, and (um), I changed the lyrics a couple of times to that song, so I got a little confused there.
- Both:** No, it sounded great.
- Lindsay:** We didn't notice. We thought it was fantastic.
- Jason:** Oh, good. I'm glad.
- Gabby:** Tell us a little bit more about your projects. You mentioned a podcast, (um), what else are you working on?





- Jason:** Yeah. (Um), well, let's see. (Um), I guess the main, the main thing I'm working on these days is (uh), while I'm especially in Europe trying to do live events.
- Gabby:** Cool.
- Jason:** So I'm doing one in Spain, (uh), in Zaragoza, Spain next week, for (uh), about 300 kids, 14 through 16.
- Lindsay:** Oh, very fun.
- Jason:** And I'm doing one (uh), February, (uh) well in February, for (um) a school in France about, about 40 minutes outside of Paris.
- Lindsay:** So you're gonna (going to) get the kids singing and dancing and...
- Jason:** Yeah.
- Lindsay:** Yeah.
- Jason:** Yeah absolutely.
- Gabby:** That's great.
- Jason:** So I'm hoping to do more things like that. I'm working (um), trying to work with, with other (um), other people in, in ELT (English Language Training) who are making, (uh), especially making songs and videos, so Vicki Hollett from Simple English Videos, we're working on stuff together and (um), I'm very involved in English language training through (um) MOOCs on WizIQ where I work. So we just finished one. (Uh) we had almost 3,000 teachers for continuing professional development in English language teaching and we have another one coming up in March.



**Gabby:** That's so great.

**Lindsay:** Wow.

**Gabby:** You've got a lot going on.

**Lindsay:** You (have) got a lot on your plate there.

**Gabby:** So for, for...

**Jason:** Yeah, yeah. It's a lot of fun.

**Gabby:** ...for our listeners, what's the best place for them to connect with you?

**Jason:**

Well, I think that the easiest thing probably if you just remember my name Fluency MC and you Google, you'll see three things. (Um), right away, you'll see my website, (uh), which is, it says it's [Fluency MC home](#)- it's colloandspark.com, but it's really easy to get to if you just Google me and then (uh) [YouTube](#) and [Facebook](#) is where I spend most of my time, especially Facebook. So we have what people call the Fluency Family on Facebook, so it's a Facebook page that's very active, (uh), so I'm on there a lot. (Um) others are on there helping me out and (uh) participating there, so -- especially English learners (um) who want extra practice and meet, to meet other, other learners around the world, that's a great place to go.

**Gabby:**

Very cool. Yeah, I know Lindsay and I first found out about you through YouTube and we just love your videos. We totally recommend them to our listeners. Very fun ways to learn English.

**Lindsay:** Absolutely. Fun and fresh.

**Gabby:** Yeah.



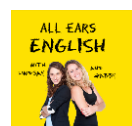
**Jason:** Really appreciate your support and (uh) hope we can work together on some stuff in the future.

**Gabby:** Yeah. Same here. Well cool. (Um), thank you so much for coming on the show and sharing a song and a little bit about your projects. It's been really great to have you on the show.

**Lindsay:** Yeah. Thanks so much Jason.

**Jason:** Oh, it's a great chance to, to meet, meet some of your, your people, your followers and fans, so that's great. And congratulations on the success of this podcast. It's, it's, it's really terrific.

**Gabby:** Thanks so much.



**Lindsay:**

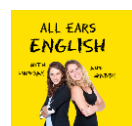
Thank you.

**[Instrumental]**

**Gabby:** Before we end today, we want to let you know about our special, premium transcripts. You can purchase our premium transcripts for the whole month. We have November, December, and January available for you to check your listening comprehension. Make sure that you're understanding every word we're saying on this podcast. Build your vocabulary and you can learn independently or with a tutor using the premium transcripts. You can find those at our website, [www.allearsenglish.com/conversations](http://www.allearsenglish.com/conversations).

**[Instrumental]**

**Lindsay:** Thanks for listening to the All Ears English Podcast. We're here to help you learn English and you can help us by leaving a five star review on iTunes. See you next time.

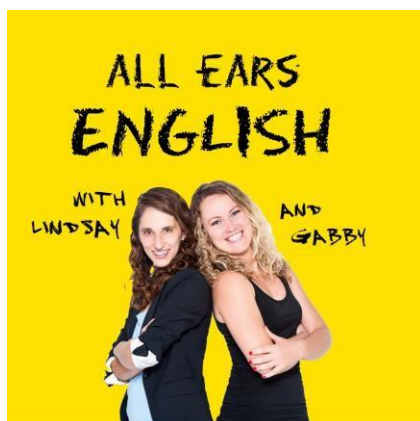


**Lindsay:**

**Gabby:**

---

## AEE Episode 55: 4 Phrases to Find Love on Valentine's Day



**Lindsay:** This is an All Ears English Podcast, Episode 55: Teaching Tuesday, “4 English Phrases to Find Love on Valentine’s Day.”

### [Instrumental]

**Gabby:** Welcome to the All Ears English Podcast, where you’ll finally get real, native English conversation. Now here are your hosts, Lindsay McMahon, the ‘English Adventurer’ and Gabby Wallace, the ‘Language Angel,’ coming to you from Boston, Massachusetts, USA.

In this episode, you’ll learn four phrases to find love on Valentine’s Day and you’ll learn specifically how to play hard to get.



**[Instrumental]**

**Lindsay:** All right Gabby, how (are) you feeling today?

**Gabby:** Hey. I'm feeling good Lindsay. How are you?

**Lindsay:** I'm great and I'm really excited because yesterday we had Jason, the Fluency MC guy on and...

**Gabby:** Yeah. That was so much fun. He did an awesome rap for us.

Oh, it was so cool. I, I loved it.

We were dancing over here enjoying it. (It's) so much fun to learn English through music.

**Lindsay:** It's awesome. So, so in, in Jason's (uh) rap or Hip-Hop song, he actually brought out a few phrases that we wanted to share with you guys today.

**Gabby:** Yeah.

**Lindsay:** So our first phrase "catch a movie." (Mm), catch a movie. Does that mean actually like I catch it in my hand? Like what...? What is that?

**Gabby:** Here's a DVD. Quick. Catch!

**Lindsay:** Got it.

**Gabby:** No, it means to go see a movie.

**Lindsay:** I see.

**Gabby:** Like "Hey, Lindsay, you want to 'catch a movie' with me?"

**Lindsay:** 'Catch a movie.' Okay.

**Gabby:** Yeah.

**Lindsay:** So that's a really casual way to invite someone out for the movie.



**Lindsay:**

**Gabby:**

**Gabby:** Yeah.

**Lindsay:** So (if you're) trying to ask someone out on a date, you can say "Let's 'catch a movie'."

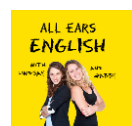
**Gabby:** Yeah.

**Lindsay:** "You wanna (want to) 'catch a movie'?"

**Gabby:** Or 'catch a game' maybe?

**Lindsay:** You could say that. 'Catch a game.'

**Gabby:** I think those are the only two ways you'd use 'catch' in that way.



**Lindsay:**

**Gabby:**

Yeah, I would say.

Yeah.

**Lindsay:** Those are the only two ways.

**Gabby:** Cool. (Um) what's the next phrase we have (uh) from, from the song?

**Lindsay:** Yeah, the next one that I heard was 'to be a perfect match.'

**Gabby:** Ooh, a 'perfect match.' That's a really cute phrase. It means, (you know), you're just meant for someone, you get along really well, and you have a great relationship, a romantic relationship.

**Lindsay:** Maybe you have complementing personalities, for example.

**Gabby:** Yeah.

**Lindsay:** And you just, you match really well with the person just like the right foot matches the left foot.

**Gabby:** Cool. The next phrase is 'hard to get.'

**Lindsay:** Oh, 'play hard to get.' Tricky.

**Gabby:** Yeah, there is (are) some rules about 'playing hard to get,' (like) if you meet someone, don't call them for at least three or four days.

**Lindsay:** Oh my gosh. Do you actually believe in those rules?

**Gabby:** (Um) naw (no), naw (no).

**Lindsay:** Not too much.

**Gabby:** Naw (no), but some people believe that you should play 'hard to get,' don't return texts...





**Lindsay:**

**Gabby:**

**Lindsay:** Especially women.

**Gabby:** Yeah, yeah, especially women. Don't return phone calls, act like you're not interested, act like you're always busy. I just say don't act, that's my advice. If you're busy, you're busy right. If you didn't see the text right away, that's fine, but (um), 'playing hard to get'- it's a big game.

Yes.

And nobody wins.

**Lindsay:** And nobody wins and everyone ends up confused.

**Gabby:** Yeah, yeah.

**Lindsay:** Was there anything else?

**Gabby:** Yeah, there was one more.

**Lindsay:** Oh yes, so to be 'out on the town' or to 'go out on the town.'

**Gabby:** Yeah. 'Go out on the town' is like going on a date and it's not really specific, it's kind of general, but it might mean, (like), go out to dinner, to a movie, and then out dancing, or maybe to (like) a play, just basically going out in the city. (Um) it could mean a lot of different things.

**Lindsay:** Yeah, exactly. Just to go out.

**Gabby:** And you could be doing (like) several different things in the same night.

**Lindsay:** (Mm-hm). Yeah.

**Gabby:** Just to have a good time.

**Lindsay:** Yeah.

**Gabby:** Awesome.



**Lindsay:** All right.

**Gabby:** So let's repeat these phrases before we end here. The first one was 'catch a movie.'

**Lindsay:** And then the next one was 'perfect match.'

**Gabby:** The next one 'hard to get.'

**Lindsay:** And the last one, 'out on the town.'

**[Instrumental]**

**Gabby:** Before we end today, we want to let you know about our special, premium transcripts. You can purchase our premium transcripts for the whole month. We have November, December, and January available for you to check your listening comprehension. Make sure that you're understanding every word we're saying on this podcast. Build your vocabulary and you can learn independently or with a tutor using the premium transcripts. You can find those at our website, [www.allearsenglish.com/conversations](http://www.allearsenglish.com/conversations).

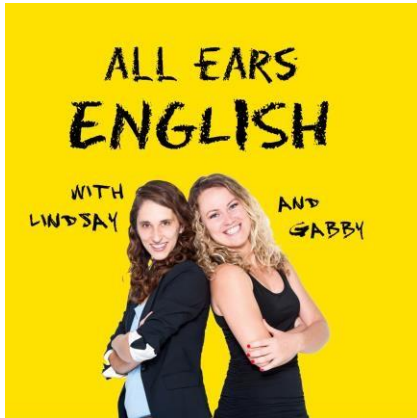
**[Instrumental]**

**Lindsay:** Thanks for listening to the All Ears English Podcast. We're here to help you learn English and you can help us by leaving a five star review on iTunes. See you next time!



---

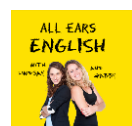
## AEE Episode 56: English Immersion Overload Learn How to Keep Your Energy Up



**Lindsay:** This is an All Ears English Podcast, Episode 56: Wisdom Wednesday, “English Immersion Overload: How to Keep Your Energy Up.”

**[Instrumental]**

**Gabby:** Welcome to the All Ears English Podcast, where you’ll finally get real, native English conversation. Now here are your hosts, Lindsay McMahon, the ‘English Adventurer’ and Gabby Wallace, the ‘Language Angel,’ coming to you from Boston, Massachusetts, USA.



In this episode, you'll learn five awesome strategies for when you experience burnout or to avoid burnout altogether in the first place. But before we get into it, we just want to thank six awesome listeners who have left us reviews. Thank you to Ranchpiglet, Mark Blago, faridfat, Levbohdan, Mambolito, and Daria Z.

**Lindsay:** So if you haven't left a review yet in iTunes, please go ahead right now and leave a review so we can keep All Ears English going in iTunes. Thank you.

**[Instrumental]**

**Gabby:** Hey Lindsay. What's up?

**Lindsay:** Hey. Not much.

**Gabby:** Cool, cool. Well today we're talking about a pretty cool topic about burnout. (Um), just for you guys to make sure you know what we're talking about, burnout is, (you know), when you kind of reach (um), a, a wall, right, where you, you just can't go anymore.

**Lindsay:** Exactly.

**Gabby:** (Um), and (um), yeah, maybe we can give you an example. (Um) Lindsay you had an example that you wanted to share with our listeners. What, what's a time when you had burnout?

**Lindsay:** Yeah. my burnout situation is really common for (um) a lot of – so I used to play tennis when I was a kid and when I was, (you know), I guess I was 15 or 16, I had been playing in tournaments for years and I was (like), I can't do it anymore. I started to feel bored when I picked up a tennis racket. I started -- I was physically tired, mentally tired. Tennis is a very taxing game mentally.



**Gabby:** Yeah.

**Lindsay:** Right. And I was, I just felt dull all around when it came to tennis and I actually just had to take some time off and kind of shift the focus of things a bit.

**Gabby:** Wow. That's a really good example with, (you know), a sport. Very cool. Well we know that you guys, you might feel burned out with English language learning too, so we wanted to share some strategies with you about how to, first of all, (you know), avoid burnout, but also if you think you are experiencing burnout, (you know), what can you do about that? So, yeah, we have several tips. Let's just get right into it. (Um), what's the first tip Lindsay?

**Lindsay:** Yeah so we would just say, (you know), when you're getting, you're becoming burned out, it means that you're, you've been working really hard. And first of all, just to say- if that's you, then that's awesome, that means you're working hard.

**Gabby:** Yeah, right.

**Lindsay:** Which is great, but there's gotta (got to) be a limit.

**Gabby:** Right.

**Lindsay:** So how do you regulate this? Measure your improvement. You need to be able to reward yourself in some sense and recognize what you've done well.

**Gabby:** Totally.

**Lindsay:** So if you've been working hard, you've probably been improving.



**Gabby:** Yeah.

**Lindsay:** And you need to see that, measure it, and, (you know), look at that and say “Wow, this is what I’ve done.”

**Gabby:** I think it helps if you, in the beginning, or as soon as possible, like right now, write down some very specific goals with the language that you want to achieve. (Like) for example, I want to learn how to end an email appropriately and, (you know), you could go back to (uh) a couple of weeks ago, we had an episode about how to do that. You could listen to that episode and there you go. Then you can check it off your list, and you can congratulate yourself that you actually did that.

**Lindsay:** Exactly. Yeah.

**Gabby:** Yeah. So another tip that we have for you guys about, about burnout is, it’s related to making a list of goals. Once you know what it is exactly that you want to learn, (um) just set your focus on that, like the specific vocabulary or the specific reason (why) you want to learn English. Maybe it’s to get a good score on the TOEFL test, or maybe it’s to get a promotion at work and you need to know how to lead a meeting or, (you know), give a report in great English. (Um) set your focus on exactly what you need to do and then put blinders on. Blinders keep you from looking at other things. They keep you focused. They keep your, your sight set on your specific goals, so, (you know), if you wanna (want to) become a translator for English in a medical setting, you need to focus on learning all the names of the internal organs of the body, but you don’t need to learn legal English, okay? So forget about learning legal terms, you need to learn words for illnesses and organs of the body. So you don’t need to learn everything. (I mean) not even native English speakers know all the words,



for, (you know), the, the internal organs of the body. (I mean) Lindsay, you could quiz me right now, I wouldn't be able to tell you all the organs.

**Lindsay:** Yeah. And I also just want to say I think it's really important what you're saying here, this idea of putting blinders on because especially now with the internet, we are binging on information. That's what we do because we haven't gotten used to how to actually use the internet.

**Gabby:** Yeah.

**Lindsay:** We're like children when it comes to the internet.

**Gabby:** Give me more, give me more.

**Lindsay:** We don't know what to do. Everything's free and everything's everywhere. Oh my god. I wanna learn, learn, learn. But you really need to focus, right?

**Gabby:** Yeah.

**Lindsay:** What do I wanna (want to) do? So if you want to become a medical translator, focus on those sites or those podcasts or whatever they are, they can help you do that.

**Gaby:** Totally.

**Lindsay:** Yeah.

**Gabby:** Cool. What's another tip for avoiding burnout?

**Lindsay:** Yeah, well, I really like the idea of taking a day off.

**Gabby:** Cool. Yeah.

**Lindsay:** Just hang out, put your feet up...



**Gabby:** Yeah, forget about those goals for a day and kind of push *reset* on your brain.

**Lindsay:** Exactly. So you need to decide what that means for you. Does that mean just hanging out with people from your home country and not practicing for a day?

**Gabby:** Yeah.

**Lindsay:** Fine. Does that mean going to the beach? Okay.

**Gabby:** Playing video games.

**Lindsay:** Okay.

**Gabby:** Whatever.

**Lindsay:** Whatever it is. Just do it.

**Gabby:** Take your mind off of learning English for a day. (Um) the last tip we have for you is to set realistic expectations. So of course we want you to challenge yourselves, but set realistic expectations. You know what you're capable of and push yourself. Yeah, but make sure it's realistic. (You know), (I mean) who's gonna (going to) sit down and read a whole novel in one hour. (I mean), it's, it's a bit tough. So if you set those unrealistic goals and then you can't achieve them, you're gonna (going to) feel burned out. Now on the other hand, if you set really easy expectations, (like) I'm going to read one book this *year* and you don't do that, that's not burnout, that's being lazy.

**Lindsay:** That's the other side of things.





**Gabby:** Yeah, yeah. So like Lindsay said, (you know), burnout happens when you're trying too hard. All right. So keep that in mind. We're not advocating for you to just (like) be lazy about your English learning. We just want you to have a good balance so that you avoid burnout.

**Lindsay:** Absolutely. So great. Good luck guys.

**[Instrumental]**

**Gabby:** Before we end today, we want to let you know about our special, premium transcripts. You can purchase our premium transcripts for the whole month. We have November, December, and January available for you to check your listening comprehension. Make sure that you're understanding every word we're saying on this podcast. Build your vocabulary and you can learn independently or with a tutor using the premium transcripts. You can find those at our website, [www.allearsenglish.com/conversations](http://www.allearsenglish.com/conversations).

**[Instrumental]**

**Lindsay:** Thanks for listening to the All Ears English Podcast. We're here to help you learn English and you can help us by leaving a five star review on iTunes. See you next time.



---

## AEE Episode 57: The Unsexy Truth About Learning English



**Lindsay:** This is an All Ears English Podcast, Episode 57: Deep Thoughts Thursday, “The Unsexy Truth About Learning English.”

### [Instrumental]

**Gabby:** Welcome to the All Ears English Podcast, where you’ll finally get real, native English conversation. Now here are your hosts, Lindsay McMahon, the ‘English Adventurer’ and Gabby Wallace, the ‘Language Angel,’ coming to you from Boston, Massachusetts, USA.

**Lindsay:** In today’s episode, you’ll learn where most of your success with English comes from.



**[Instrumental]**

**Lindsay:** Hey Gabby. What's happening today?

**Gabby:** Hey Lindsay. Not much. How are you doing?

**Lindsay:** I'm doing well. I'm doing great.

**Gabby:** Awesome.

**Lindsay:** Yeah. So today we're gonna (going to) talk about what is *unsexy* about learning English.

**Gabby:** Oh, my goodness.

**Lindsay:** Yeah. What do we mean when we say 'unsexy'?

**Gabby:** Well, unsexy is (like) not exciting.

**Lindsay:** Yeah, not exciting, not interesting not mysterious.

**Gabby:** Right.

**Lindsay:** It's just something pretty simple.

**Gabby:** (Mm-hm). Plain and simple. And it has to do with our quote today. Our motivational quote for you is "80% of success is showing up."

**Lindsay:** Oh wow.

**Gabby:** So most of your success is due to just being there.

**Lindsay:** And just to note, this is a quote by Woody Allen.

**Gabby:** Thank you.



**Lindsay:** I think a lot of people like Woody Allen...

**Gabby:** Yeah.

**Lindsay:** ...and his movies about New York. So...

**Gabby:** Yeah. Woody Allen's a classic.

**Lindsay:** He's a cool guy. Yep, yep. So showing up is what? Can we say that one more time? What is 'showing up'?

**Gabby:** 'Showing up' is being here, (uh) being present. Yeah, being prepared.

**Lindsay:** Exactly. Being prepared. Putting in the work. Like Gabby and I are showing up for you guys by publishing this podcast four times a week.

**Gabby:** Right.

**Lindsay:** We're actually here working hard.

**Gabby:** Every week. Monday, Tuesday, Wednesday, Thursday.

**Lindsay:** Every week.

**Gabby:** Yeah.

**Lindsay:** So that's what you guys need to do.

**Gabby:** Mm-hm. Just show up. (I mean) sometimes you're tempted to, (you know), take a day off, which is okay every once in a while, but it can become a pattern and that's where it's dangerous because if you consistently show up, day after day, you consistently study a little bit every day, make it a habit, that's where your strength and your improvement lies.



- Lindsay:** (Mm). And the opposite of showing up would be maybe hoping for a miracle with your English.
- Gabby:** Yeah.
- Lindsay:** Or maybe going through a study spurt, where you study really, (you know), with a lot of intensity for a week and then you don't study again for a month.
- Gabby:** That happens with a lot of people. You get (like) a rush of motivation and then you study really hard for 20 minutes and then you don't open your book again for a year. Has that happened to you? I know it's happened to me.
- Lindsay:** Yes.
- Gabby:** Yeah.
- Lindsay:** Absolutely. So that's not what we want to do. We want to be consistently taking action every day.
- Gabby:** Yeah.
- Lindsay:** That is showing up.
- Gabby:** So if 80% of success is showing up, what do you think the other 20% is? We haven't really talked about this.
- Lindsay:** Good question.
- Gabby:** Yeah.
- Lindsay:** I think it's luck.



**Gabby:** Luck? I don't know. (I mean), I think it's (like) going above and beyond. Right? Showing up, (like) asking questions.

**Lindsay:** Curiosity.

**Gabby:** Yeah. Some of it could be luck, (like) who is your teacher. (You know), are they helpful? Or who are your classmates? (Like), you can't always control that, but, (you know), you can control the other 20% sometimes, (like)...

**Lindsay:** Yeah.

**Gabby:** ...yeah, being curious

**Lindsay:** Desire, desire to learn.

**Gabby:** Yeah.

**Lindsay:** Like you want to learn no matter, more than anything.

**Gabby:** Right. And, (you know), a part of it is definitely a cup of coffee.

**Lindsay:** Like we have our coffee here now, so that's certainly helping us to show up.

**Gabby:** Yes, yes. That helps us show up for sure. Cool. Well that's a great quote and good tips, so thanks Lindsay.

**Lindsay:** Thank you Gabby.

**[Instrumental]**

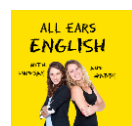
**Gabby:** Before we end today, we want to let you know about our special, premium transcripts. You can purchase our premium transcripts for the whole month. We have November, December, and January available for you to



check your listening comprehension. Make sure that you're understanding every word we're saying on this podcast. Build your vocabulary and you can learn independently or with a tutor using the premium transcripts. You can find those at our website, [www.allearsenglish.com/conversations](http://www.allearsenglish.com/conversations).

**[Instrumental]**

**Lindsay:** Thanks for listening to the All Ears English Podcast. We're here to help you learn English and you can help us by leaving a five star review on iTunes. See you next time.



---

## AEE Episode 59: 3 Phrases to Use When Dating in America



**Lindsay:** This is an All Ears English Podcast, Episode 59, “3 Phrases to Use When Dating in America.”

### [Instrumental]

**Gabby:** Welcome to the All Ears English Podcast, where you’ll finally get real, native English conversation. Now here are your hosts, Lindsay McMahan, the ‘English Adventurer’ and Gabby Wallace, the ‘Language Angel,’ coming to you from Boston, Massachusetts, USA.

In this episode, learn English slang for safe sex.





**[Instrumental]**

**Gabby:** Hey Lindsay. What's up?

**Lindsay:** Hey Gabby. Not a whole lot.

**Gabby:** Awesome. So, I know you guys love hearing our voices but we want to hear your voices and now when you come to our website, [www.allearsenglish.com](http://www.allearsenglish.com), look on the right side of the web page and you'll see an orange line or an orange bar that says "Click to send us a voicemail." You just click on that orange- it's very easy. You can record us a voicemail message. Send us your comment, your question, anything you like; we want to hear *your* voice.

**Lindsay:** Cool.

**Gabby:** All right. So today's a 'Teaching Tuesday' and let's get right into it. We have three phrases that you can use when you're dating in America. This is related to our 'Meeting Monday' episode yesterday, "The Unspoken Rules of Dating in the US."

**Lindsay:** Yeah. So our first term was 'last resort.'

**Gabby:** Yeah, the 'last resort' means your last choice.

**Lindsay:** So you don't want to be someone's last resort.

**Gabby:** Your last option.

**Lindsay:** Mm.

**Gabby:** Maybe, (like), if you, if you're choosing a dessert, right?

**Lindsay:** Right.

**Gabby:** And you, you don't really like chocolate, but...



**Lindsay:** (Aw) come on chocolate's great. My last resort would be vanilla.

**Gabby:** All right. All right. All right. So you can choose between chocolate and, and vanilla ice cream. (Ah), but, (you know), the waiter says "I'm sorry, we're out of chocolate." Well then you have to choose the vanilla ice cream because...

**Lindsay:** It's your last resort.

**Gabby:** ...it's your last resort.

**Lindsay:** Right.

**Gabby:** (Wah, wah).

**Lindsay:** Yeah, and in yesterday's episode, we talked about someone texting you on a Saturday evening at (like) 6 pm.

**Gabby:** Right.

**Lindsay:** In that case, (you know), that they're, you are their last resort for something to do that night.

**Gabby:** Bummer. If you go on vacation, you're looking for a place to stay and all the hotels are booked except, (you know), the most expensive one, well, it's your last resort but you have to reserve it because that's all there is.

**Lindsay:** (Mm-hm).

**Gabby:** All right so we think you get it so let's go on to the next one, 'to wait until the last minute.' So if you wait until the last minute, you're gonna (going to) have to go with your last resort, right?



- Lindsay:** Exactly. To wait until the last minute. And we also say 'put something off until the last minute.'
- Gabby:** Right.
- Lindsay:** Could be another way that we use this in a sentence.
- Gabby:** Right. Right.
- Lindsay:** Yeah, the last minute is the last possible time.
- Gabby:** Yeah. (Um) you're running out of time. (Um) often we use this with deadlines, (like) if you have to submit a report by a certain time and you procrastinate, you wait until the last minute.
- Lindsay:** (Mm-hm).
- Gabby:** So it's due at midnight and you submit it at 11:59.
- Lindsay:** Yeah. So don't do that.
- Gabby:** What's the last phrase?
- Lindsay:** The last one is 'wrap up.' So this can be used in a lot of different ways.
- Gabby:** Yeah.
- Lindsay:** So we talked about ending a conversation. Maybe you would wrap up a conversation, you could wrap up a date...
- Gabby:** A date. Yeah.
- Lindsay:** ...with someone.



**Gabby:** And it's, it's also used, (um), (you know), just to be honest, so you know (like) how it's really used, (um), when we talk about safe sex, we can say "You better wrap it up."

**Lindsay:** Right.

**Gabby:** So it means, (you know), to use a condom and have safe sex. So we're here to bring you real English. So we want you to know that.

**Lindsay:** There you go. So there we have three terms. Should we have them repeat?

**Gabby:** Yeah, let's repeat. So (um) the, the first phrase was 'last resort.'

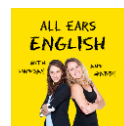
**Lindsay:** Next phrase was 'last minute.'

**Gabby:** And 'wrap up' or 'wrap it up.' Awesome.

**Lindsay:** Okay.

**[Instrumental]**

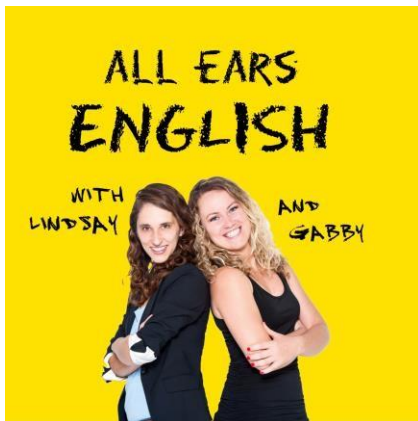
**Gabby:** Before we end today, we want to let you know about our special premium transcripts. You can purchase our premium transcripts for the whole month. We have November, December, and January available for you to check your listening comprehension. Make sure that you're understanding every word we're saying on this podcast. Build your vocabulary and you can learn independently or with a tutor using the premium transcripts. You can find those at our website, [www.all earsenglish.com/conversations](http://www.all earsenglish.com/conversations).



**[Instrumental]**

**Lindsay:** Thanks for listening to the All Ears English Podcast. We're here to help you learn English and you can help us by leaving a five star review on iTunes. See you next time.

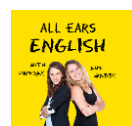
---

**AEE Episode 60: How to Meet American Same-Sex Friends**

**Lindsay:** This is an All Ears English Podcast, Episode 60: Wisdom Wednesday “How to Meet American Same-Sex Friends.”

**[Instrumental]**

**Gabby:** Welcome to the All Ears English Podcast, where you'll finally get real, native English conversation. Now here are your hosts, Lindsay McMahon,



the 'English Adventurer' and Gabby Wallace, the 'Language Angel,' coming to you from Boston, Massachusetts, USA.

**Lindsay:** In this episode, you'll learn four great tips for making good friends who speak English.

**[Instrumental]**

**Gabby:** Hey Lindsay. How's it going?

**Lindsay:** Hey Gabby. I'm doing very well. Thank you.

**Gabby:** Awesome. So you were telling me you had a conversation with a student of yours, one of our listeners and, (um), she was asking about how to make friends?

**Lindsay:** Yeah, so, (you know), one of the things that we always recommend is to have students go out and practice right?

**Gabby:** Right.

**Lindsay:** And meet up and go out and speak, speak, speak, speak, speak.

**Gabby:** Yes.

**Lindsay:** But part of the problem there, especially for, for women, for female language learners who are here from other countries, (uh) English learners, it -- sometimes you might go to one of these meet-ups and it might feel like a bit of a meat market.

**Gabby:** Ah. Yeah. Meat market, meaning (like) people interested in dating, dating more than being friends. Yeah.



**Lindsay:** Yeah, so the problem that my— that the particular person I was speaking with was experiencing was that all these men were approaching her and she wasn't looking for a date, she was just looking to make some friends and practice her English. So she asked me how she could actually meet (uh) women in the US.

**Gabby:** Yeah, (I mean) it's funny, and, and this is a great topic for this week, because, (you know), Valentine's day, (um), (you know), we've been talking about dating, (you know), in that context, this time of year. But what if you don't want to date? What if you're not interested in dating someone, you just want to make more friends, especially, (you know), friends of the same sex. But, (you know), maybe you just want to have friends of the opposite sex as well. So how do you go out and meet people in the context of friendship, nothing more. Well that's the question we're gonna (going to) answer today. So we have a few great suggestions. I think they're great anyway. We hope they're practical for you guys. (Um) the first one has to do with selecting a specific class or group. Lindsay tell us more about that.

**Lindsay:** Yeah, so this whole idea of, (you know) -- and be selective about what kind of class or group you join.

**Gabby:** Right.

**Lindsay:** Right. So one great idea that you had Gabby was to actually join a fitness class.



**Gabby:**

Yeah. So this is funny because last summer, I found out about this free cross-fit class (um) that was outdoors here in Boston. I thought “Oh my gosh. Cross-fit. There’s gonna (going to) be so many good looking, fit men. I’m just going to go meet them in this free class,” and I showed up and there were like 50 people and 49 of them were women. Which is, (you know), that’s, that’s great, that’s awesome. I’m glad there’s so many women that are into cross-fit. I was totally surprised. And (you know) I was actually happy because I met some very nice women, and very friendly, and it was fun, but it just wasn’t what I expected, but it’s actually a good way to make friends. (Um), (you know) if you’re female, I think a lot of women are into being fit. So I would definitely recommend checking out a fitness class. And especially in the summer there’s (there are) a lot of free fitness classes outdoors, but there’s also, (you know), throughout the year, there are free classes, like a trial class, (um), if you, say you’re interested in joining a class (um) or a gym, you could pop in and check that out.

**Lindsay:** Yeah. Another kind of class you could take is a cooking class.

**Gabby:** Yeah, a lot of grocery stores, especially (like) specialty grocery stores, or health food stores, or adult education will have cooking classes.

**Lindsay:** Yeah, it’s always a great idea to learn to cook in English.

**Lindsay:** And (um)...

**Gabby:** Totally.

**Lindsay:** ...a student of mine in New York actually tried this and she met some really nice people in her class.





**Gabby:** Very cool. Not only how to cook in English, but how do you cook American dishes?

**Lindsay:** Yeah.

**Gabby:** With (um) food that you can easily find here in the US.

**Lindsay:** Right.

**Gabby:** It might be different from the grocery store, (you know), where you're from.

**Lindsay:** Right. And that kind of class, the fitness or the cooking classes, is not likely to be a meat market...

**Gabby:** Right.

**Lindsay:** ...as you say.

**Gabby:** And typically, typically more women – although...

**Lindsay:** Probably.

**Gabby:** It's, it doesn't really...

**Lindsay:** Couples maybe.

**Gabby:** ...matter. There could be men and women, but the context is not really about looking for someone to date.

**Lindsay:** That's the point.

**Gabby:** It's about friendship and just getting to know people in your community.

**Lindsay:** Was there another idea?



**Gabby:** Yeah. (Um) volunteering is also a great way to make friends. So there are a number of organizations that need volunteers and just look around and think about who you might want to volunteer with, whether you're interested in working for a food bank, a soup kitchen, working with children, (uh) working to teach. There are just a lot of different organizations that need your help. So it's a great way to make friends (um) through volunteering.

**Lindsay:** Yeah. And the last thing that you could do is if you can't find – if none of these options are working out for you, you can create your own situation, right?

**Gabby:** Yeah. I love this. I love this idea.

**Lindsay:** Yeah.

**Gabby:** It's like, (you know), when all else fails, well, take action!

**Lindsay:** Take action.

**Gabby:** Yeah.

**Lindsay:** That's what we talk about on this podcast all the time. So go on to Facebook or whatever medium you use, whatever social media (um)...

**Gabby:** Email.

**Lindsay:** ...tool – email. And email five of your friends here in the US or, international friends even and say “Hey, I'm gonna (going to) have a potluck dinner at my house...”

**Gabby:** Yeah.



**Lindsay:** “...so please bring three of your friends,” and all of a sudden, you’ll have a lot of people in your home...

**Gabby:** Yeah.

**Lindsay:** ...brand new people to meet and to practice English with and it won’t be a dating scene.

**Gabby:** Very cool tip. I love it.

**Lindsay:** Excellent.

**[Instrumental]**

**Gabby:** Before we end today, we want to let you know about our special, premium transcripts. You can purchase our premium transcripts for the whole month. We have November, December, and January available for you to check your listening comprehension. Make sure that you’re understanding every word we’re saying on this podcast. Build your vocabulary and you can learn independently or with a tutor using the premium transcripts. You can find those at our website, [www.allearsenglish.com/conversations](http://www.allearsenglish.com/conversations).

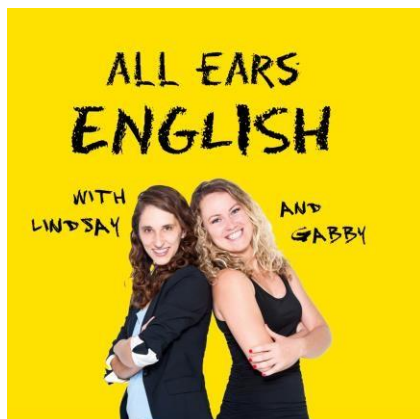
**[Instrumental]**

**Lindsay:** Thanks for listening to the All Ears English Podcast. We’re here to help you learn English and you can help us by leaving a five star review on iTunes. See you next time.



---

## AEE Episode 61: When People Tell You Your English Stinks, Here's What to Do



**Lindsay:** This is an All Ears English Podcast, Episode 61: Deep Thoughts Thursday “When People Tell You Your English Sucks, Here’s What to Do.”

### [Instrumental]

**Gabby:** Welcome to the All Ears English Podcast, where you’ll finally get real, native English conversation. Now here are your hosts, Lindsay McMahon, the ‘English Adventurer’ and Gabby Wallace, the ‘Language Angel,’ coming to you from Boston, Massachusetts, USA.

In this episode, you’ll learn how to make negative comments your motivator to improve your English.

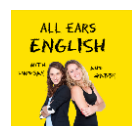


**[Instrumental]**

**Lindsay:** Hey Gabby. Good evening. How's everything?

**Gabby:** Hey. Hey Lindsay. Good. How are you doing?

**Lindsay:** I'm doing good (well). I'm feeling great. Here we are for Episode 61.



**Gabby:**

Cool. Yeah, so we have a great quote for you guys, to inspire you. It's from Frank Sinatra and he says "The best revenge is massive success."

**Lindsay:** Massive. What does massive mean?

**Gabby:** Huge. Big. Tremendous. Incredible.

**Lindsay:** Yeah. So has anyone ever told you that your English isn't good?

**Gabby:** (Um) actually yeah.

**Lindsay:** It's happened to you?

**Gabby:** It's happened to me. It's happened (um) in other languages, (you know), where (like) I thought I was completely fluent in Spanish and then someone asked me (like) (um) "Do you speak Spanish?"

**Lindsay:** Really.

**Gabby:** Because they didn't think I was doing a very good job.

**Lindsay:** Oh my god. That's so rude.

**Gabby:** Yeah.

**Lindsay:** I can't believe they said that to you.

**Gabby:** Well, and that, that's where this quote and, and this idea of, (you know), people telling you your English sucks come together because I think the best way to deal with that when people tell you "You can't speak English," is to get back at them, to have revenge, by really improving your language skills. What do you think Lindsay?



**Gabby:**

**Lindsay:** Yeah, I really find -- that when someone tells me I can't do something, I find that it's a huge motivator. For example, (you know), (I mean), I want to have my own business. I want to, (you know), have a great, thriving business and be able to travel.

**Gabby:** Yeah.

**Lindsay:** Some people might say, "You can't do that."  
Right.

**Lindsay:** "You need to work a 9 to 5 job."

**Gabby:** Yes.

**Lindsay:** "You need to be in the office." That's -- there's nothing more motivating to me...

**Gabby:** Absolutely.

**Lindsay:** ...than to have someone say that because I'm going to go and prove them wrong.

**Gabby;** That's right. Those naysayers. Right.

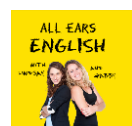
**Lindsay:** Exactly.

**Gabby:** People who say "No you can't do that" is a "naysayer" and the best revenge is just to prove them wrong.

**Lindsay:** (Yep), and, and understand that their comment to you is more about them than it is about you...

**Gabby:** Right.

**Lindsay:** ...about the insecurities that they feel about themselves or disappointments that they haven't accomplished their own goals.



**Gabby:**

**Gabby:** Yeah.

**Lindsay:** So don't forget it's really about them.

**Gabby:** Yeah. Great. I really love this quote and I want you guys to remember this. Next time someone puts (you) down or disparages or, (you know), tells you your English is not good, just remember, just, you don't have to respond to them, you don't have to say anything. You can just quietly remember "The best revenge is massive success."

**Lindsay:** Thank you. That's awesome.

**[Instrumental]**

Before we end today, we want to let you know about our special premium transcripts. You can purchase our premium transcripts for the whole month. We have November, December, and January available for you to check your listening comprehension. Make sure that you're understanding every word we're saying on this podcast. Build your vocabulary and you can learn independently or with a tutor using the premium transcripts. You can find those at our website, [www.all earsenglish.com/conversations](http://www.all earsenglish.com/conversations).

**[Instrumental]**

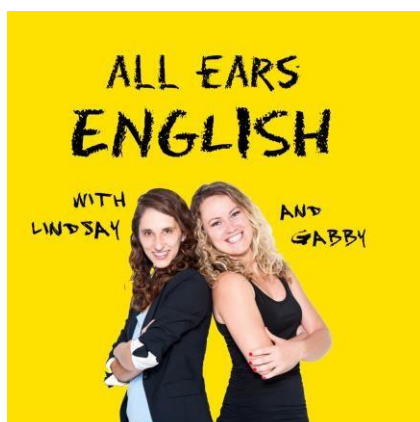
**Lindsay:** Thanks for listening to the All Ears English Podcast. We're here to help you learn English and you can help us by leaving a five star review on iTunes. See you next time.





---

## AEE Episode 62: English with Jo and the Royal Family



**Lindsay:** This is an All Ears English Podcast, Meeting Monday: Episode 62: “English with Jo and the Royal Family.”

**[Instrumental]**

**Gabby:** Welcome to the All Ears English Podcast, where you’ll finally get real, native English conversation. Now here are your hosts, Lindsay McMahon, the ‘English Adventurer’ and Gabby Wallace, the ‘Language Angel,’ coming to you from Boston, Massachusetts, USA.

**Lindsay:** In today’s episode, we have a very special treat. Learn how an English teacher from Australia got a job working in England for the Royal Family.



**[Instrumental]**

**Lindsay:** All right. So today we are here with Jo from the website englishwithjo.com and we're so excited to have you here today Jo. Thanks so much for joining us.

**Jo:** No problem. Thanks for having me.

**Lindsay:** Great. So can you go ahead and kind of introduce yourself a little bit and explain to us where you're from and what you do?

**Jo:** Sure. Well, I'm an English teacher. As you said I have an online English teaching website called "English with Jo." I grew up in Sidney, Australia, but I've spent quite a few years overseas. So I spent about five years living in the UK and then another three years living in Greece and now I'm back here in Australia again.

**Lindsay:** Wow, so you've been all over the place teaching English and just kinda (kind of) traveling. That's excellent.

**Jo:** I have. I've had some quite unique experiences.

**Lindsay:** Yeah, it sounds like it.

**Gabby:** That's wonderful. What brought you to the UK?

**Jo:** Well, I went to England because I wanted to do a bit of travel around Europe so my plan was to work in London for about six months and do some travel on weekends and holidays, (um) but then that plan changed when I ended up getting quite an interesting job in London. So I stayed in the end for nearly five years.

**Lindsay:** Oh wow.



**Gabby:** Wow.

**Lindsay:** So what was that interesting job? (Like) what were you doing in London?

**Jo:** Well, quite accidentally, I ended up getting a job for the British Royal Family...

**Lindsay:** Wow.

**Jo:** ...which is really the last place I expected to end up having just arrived from Australia.

**Gabby:** That's amazing. So it was kind of an accident? (I mean) how, how does that just land in your lap?

**Jo:** It was an accident. So when I arrived in London, I was very keen to get a job as soon as possible. So I sent my CV in many different directions to many recruiters and then one day I got a call from one recruiter saying that they received my application and they wanted me to go in for an interview. So I asked them to tell me more about the job and who (I) would be working for and then I was very surprised when they told me that actually it was a secret and they could not reveal who the employer was.

**Lindsay:** Whoa!

**Jo:** So. So...

**Gabby:** That could either be really good or really bad.

**Lindsay:** Right.



**Jo:** Yeah. But she said to me, “Look. Trust me. It is interesting. (You know), come in for the interview.” So it wasn’t until I’d had about three interviews that they finally told me that the job was for the Prince of Wales, who most people know as Prince Charles. (Uh), so in the end I got the job and I worked in the office of Prince Charles for three years and then the office of Prince William and Prince Harry for 1 ½ years.

**Lindsay:** Wow.

**Gabby:** That’s so cool.

**Lindsay:** That is a once in a lifetime experience isn’t it?

**Lindsay:** That’s so cool.

**Jo:** It really was.

**Lindsay:** So what were you – what were your main duties in that position?

**Jo:** Well in Prince William and Harry’s office, I had to help with arrangements for various events. So for example, there was a big concert to mark the 10<sup>th</sup> anniversary of Princess Diana’s death and also a memorial service. So I helped to organize both those events as well as some others and then in Prince Charles’ office I helped to organize many of his visits and engagements to outside organizations.

**Lindsay:** Wow.

**Jo:** So for example if he went or if he planned to visit a hospital, I would go with a team of people to that hospital ahead of time and we would plan what he would do and who he would meet during the visit, (you know), to make sure it would all go smoothly on the day.



- Lindsay:** Yeah.
- Gabby:** A lot of logistics.
- Lindsay:** Did you feel a lot of pressure in these, in this position, just (kind of like) you couldn't mess up. Yeah.
- Jo:** Yes, exactly, because, (you know), if -- one little mistake can have really big consequences, so...
- Gabby:** Wow.
- Jo:** ...there was a lot of pressure at times.
- Lindsay:** So you must be a really detail-oriented person, I would imagine.
- Jo:** Well, I had to learn to be.
- Gabby:** Wow. So did you have a lot of interaction, (uh), actually with, (uh), the princes.
- Jo:** Well quite a lot, particularly with the two younger princes, Prince William and Prince Harry because their office was a lot smaller than the Prince of Wales office. They had less staff. (Um), so I, I met them (um) on a number of occasions, (um), and I found them to be really charming, very polite, very friendly...
- Gabby:** That's wonderful.
- Jo:** ...(uh) quite funny.
- Lindsay:** Oh, very cool.
- Jo:** They're just like regular guys.



**Lindsay:** Wow, how cool – how cool to see the human side of such a public, of such public figures.

**Jo:** Exactly. Yeah, it was really nice.

**Gabby:** Was there anything that you could share with us that was surprising, maybe that you didn't expect going in to work for the Royal Family and something that you just found (uh) surprising.

**Jo:** It's a good question. I think (um), I didn't really have a good understanding of what the Royal Family was all about to be honest until I started working there. And a lot of people have this impression that the Royal Family, they really live the high life and actually this is one expression I wanted to tell you guys about.

**Lindsay:** Okay. Great.

**Jo:** Because 'to live the high life' really means to have a very luxurious way of living. And some people in the UK can criticize the Royal Family and say (um) "Oh they just live the high life," (you know), their life is very easy. They have all these luxuries. But when I started working there, I was really surprised to, to see how hard they all worked. (I mean) (uh) Prince Charles works every day of the year, even on holidays from morning to night.

**Both:** Wow.

**Jo:** And, (you know) he does that because he really wants to. So he doesn't actually have to work as a prince...

**Lindsay:** Right.



**Jo:** ...but he chooses to and he does that because, (you know), he's very passionate about all these issues and so that actually really surprised me because there is this public perception that the Royal Family just live the high life and that they are 'given things on a silver platter,' which is another really interesting expression.

**Lindsay:** (Mm). That's a great expression.

**Gabby:** Yes.

**Lindsay:** What does that mean?

**Jo:** So this means to receive something without having to work for it.

**Gabby:** Right.

**Jo:** So a, a platter is like a serving dish. So...

**Gabby:** Right.

**Jo:** ...if you can imagine being 'served things on a silver platter,' it's very luxurious and it's like saying, you get all these wonderful things, but you don't have to do a thing to get it.

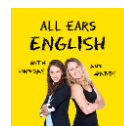
**Lindsay:** (Hmm). So that's not actually the case then with the Royal Family necessarily.

**Jo:** It's not the case. No. No.

**Gabby:** I know in the...

**Jo:** It's really not the case.

**Gabby:** In the US, (uh), we say 'to be born with a silver spoon in your mouth.'



**Jo:** Oh, that's really interesting. Quite a similar expression.

**Gabby:** Yes.

**Lindsay:** Really interesting. Did you have any other expressions that you wanted to teach our audience today?

**Jo:** Yes. So one other expression is 'pomp and ceremony' and I suppose this is quite a British expression.

**Gabby:** Yes.

**Jo:** And it's used when describing really exciting state celebrations like a royal wedding for example and (you know) quite recently, what -- there was the wedding of Prince William and Kate Middleton and there was huge 'pomp and ceremony.' (You know), lots of music and celebrations and traditions and that's really what 'pomp and ceremony' is all about. (Um) and although I wasn't lucky enough to go to the Royal Wedding because I had already left by then, (um), I was lucky enough to witness lots of 'pomp and ceremony' almost on a daily basis when I worked there (uh) because at 11 o'clock every day they had this ceremony called "changing of the guards."

**Lindsay:** Okay.

**Jo:** This is where the Queen's soldiers and pipe bands, they march from Buckingham Palace to St. James' Palace -- they're quite close to each other and as I would be sitting at my desk typing away at my computer, I could see all those (uh) soldiers in their beautiful (uh) outfits and huge black hats (um) marching past my office window so that was always really nice.

**Gabby:** That's so exciting.





**Lindsay:** Wow. That's incredible. What a cool memory for you. That's so cool.

**Jo:** Yeah, yeah. It was really interesting.

**Lindsay:** Oh wow.

**Gabby:** That's wonderful. Well tell us a little bit about your current projects.

**Jo:** So at the moment, I teach English online. So the students are from many different countries around the world from Asia and Europe and the Middle East and, and I just teach them online over Skype. So that's what I'm doing at the moment.

**Lindsay:** Great. So do you focus on conversation skills in your teaching primarily?

**Jo:** Yes. Yes. We do lots of conversation and that's because a lot of people, (you know), they learn grammar in school and from textbooks but they really don't get the opportunity to speak to a native speaker or to speak English and to learn sort of real English, (you know), that the English that we use that's not written in textbooks, which I know is exactly what you guys do as well.

**Gabby:** Yeah absolutely. We are on the same team.

**Lindsay:** Yeah. I think that's really important, (you know). That's something that English students really need at this time. So that's awesome. Well we're excited about your projects. That's great.

**Gabby:** And, yeah, tell our listeners where they can find you. What's the best place for them to look for you and your work?



**Jo:** So the best place is at my website, which is [englishwithjo.com](http://englishwithjo.com) and Jo is spelled just J-o, not J-o-e, which is for a man's name. So just [englishwithjo.com](http://englishwithjo.com)

**Lindsay:** Excellent.

**Gabby:** Perfect.

**Lindsay:** Well thanks so much for joining us today, Jo.

**Gabby:** Yeah. Thank you.

**Lindsay:** It's been really cool to hear about your experiences with the Royal Family. This has been really great.

**Jo:** Well thanks so much to you too. You guys have a really great show so I'm happy to be part of it.

**Gabby:** Thank you.

**Lindsay:** Our pleasure. Take care.

**Jo:** You too. Bye.

**[Instrumental]**

**Gabby:** If you want to connect with us, come to our website [allearsenglish.com/win](http://allearsenglish.com/win). That's w-i-n. We want to share the four ways to win at English. So again, come to [allearsenglish.com/win](http://allearsenglish.com/win) to connect with us and learn the four ways to win at English.

**[Instrumental]**

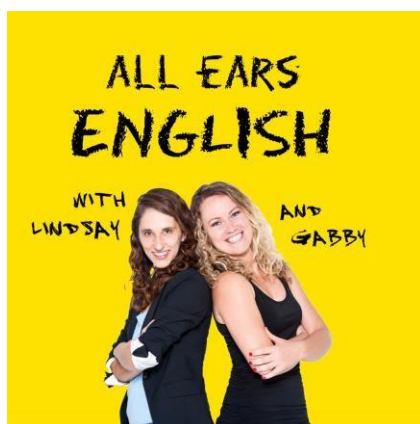
**Lindsay:** If you like to put your ears into English with Lindsay and Gabby, be sure to subscribe to the podcast audio in iTunes for free on your computer or on



your smartphone. Thanks for listening to the All Ears English Podcast. See you next time!

---

## AEE Episode 63: Get the Job in English- How to Ask about the Status of Your Application



**Lindsay:** This is an All Ears English Podcast, Episode 63: “Get the Job in English: How to Ask about the Status of Your Application.”

### [Instrumental]

**Gabby:** Welcome to the All Ears English Podcast, where you’ll finally get real, native English conversation. Now here are your hosts, Lindsay McMahon, the ‘English Adventurer’ and Gabby Wallace, the ‘Language Angel,’ coming to you from Boston, Massachusetts, USA.



In today's episode, you're going to hear how to follow up on your interview by phone in English without being pushy.

**[Instrumental]**

**Gabby:** Hey Lindsay. How's it goin' (going)?

**Lindsay:** It's great. Everything's great Gabby. How 'bout (about) you?

**Gabby:** Going well. Thank you.

**Lindsay:** Glad to hear it.

**Gabby:** So yesterday in our 'Meeting Monday' we had (um) English with Jo or Jo from English with Jo on our show and she was talking about how she got a job working with the Royal Family.

**Lindsay:** That was incredible.

**Gabby:** It was really interesting to hear.

**Lindsay:** So cool.

**Gabby:** So just to quickly summarize, Jo is from Australia. She went to England and she applied for a lot of different jobs and she interviewed for a job that she didn't really know what it was. It was kind of secret. She interviewed three times and then it took three months to hear back.

**Lindsay:** Such a long time.

**Gabby:** (A) long time to wait, but finally, they said "Okay, we'll hire you and by the way it's for the Royal Family."

**Lindsay:** Crazy.



**Gabby:** So I guess it was worth the wait.

**Lindsay:** I guess it was. But if that ever happens to you guys. I'm not sure if you're, if you were actually applying for a job here in the US if it would take that long. That's kind of an exception but you might go in for an interview and then you might not hear back for two, three, even four weeks.

**Gabby:** Yeah.

**Lindsay:** So how would you call to check up on the status of your application? That's what we want to talk about today.

**Gabby:** Yeah, we're gonna (going to) do a little role play to show you how we would do it.

**Lindsay:** Yeah. So here we go.

**Gabby:** Cool.

**[Phone rings]**

**Lindsay:** This is All Ears English.

**Gabby:** Hi. (Uh) this is Gabby Wallace. (Uh) could I speak with Lindsay McMahon?

**Lindsay:** Oh yes. This is Lindsay.

**Gabby:** Hi Lindsay. (Um) I just wanted to follow up on our interview that we had (uh) a week and a half ago. (Um) I wanted to thank you for your time and I also just wanted to find out (um) (you know) where we are in the process as far as what the next step might be.



- Lindsay:** Oh yes Gabby. Thanks so much for calling to follow up. I really enjoyed our conversation. It was fantastic getting to know you and learning about your experience (uh) teaching English and all of your qualifications. (Um) so at this point...
- Gabby:** Thank you.
- Lindsay:** ...yes. So at this point -- thank you for calling by the way -- and at this point, we're actually checking up on some references...
- Gabby:** Great.
- Lindsay:** ...to learn a bit more about your background, and what you've done in the field, chat with some of your references. And so we will definitely get back to you within the next ten days to talk about a possible follow-up interview.
- Gabby:** Okay. Perfect. (Um) is there any other information that you need from me?
- Lindsay:** Yeah. So at this point, I have contact information for two of your references. I have a great (uh) letter of recommendation. (Um) and I've also got your cover letter and your resume, so I think now I have all of the information that I need.
- Gabby:** Okay. Great. Well I'm really hoping that I could work with All Ears English, so I really look forward to hearing back from you. So, so I'll just wait for your call or your email right?
- Lindsay:** Absolutely. I will be in touch if (uh), if we're gonna (going to) have a follow-up interview. So we hope to speak with you soon.
- Gabby:** Great. Thanks so much and have a great day.



**Lindsay:** Thank you.

**Gabby:** Bye.

**Lindsay:** That was great.

**Gabby:** So yeah (um) just a little role play where I – I don't know if I was clear in the beginning, but I was calling to check up on my job application for All Ears English so, (you know) obviously we're just role playing and, (you know), maybe uh...

**Lindsay:** Gabby's not really applying for a job.

**Gabby:** Yeah. (Um) yeah so (I mean) that, that's typically what I would do to follow up and I think it is, (um), (you know), I recommend following up if you haven't heard, (um), after a week or so...

**Lindsay:** Yeah, it kind of helps you to stand out and it also tells the employer that you are indeed interested.

**Gabby:** Yeah.

**Lindsay:** Sometimes the employer doesn't know if you're interested in the job.

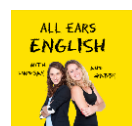
**Gabby:** Yeah. Exactly. And it, (you know) they get really busy too, so I think it's good to just (um) take that initiative.

**Lindsay:** Absolutely.

**Gabby:** Cool

**Lindsay:** All right. That was fun. Thank you.

**Gabby:** Thanks Lindsay

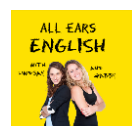


**[Instrumental]**

**Gabby:** If you want to connect with us, come to our website [allearsenglish.com/win](http://allearsenglish.com/win). That's w-i-n. We want to share the four ways to win at English. So again, come to [allearsenglish.com/win](http://allearsenglish.com/win) to connect with us and learn the four ways to win at English.

**[Instrumental]**

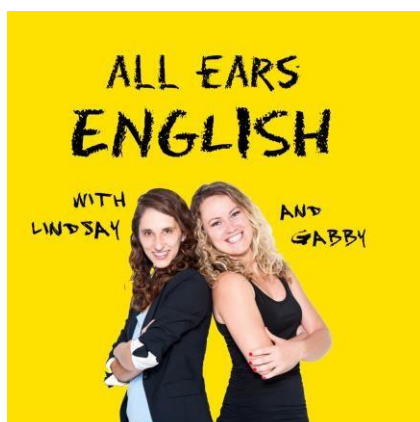
**Lindsay:** If you like to put your ears into English with Lindsay and Gabby, be sure to subscribe to the podcast audio in iTunes for free on your computer or on your Smartphone. Thanks for listening to the All Ears English Podcast. See you next time!





---

## AEE Episode 64: 4 Steps to Understanding Hollywood Movies



**Lindsay:** This is an All Ears English Podcast, Episode 64: Wisdom Wednesday: “4 Steps to Understanding Hollywood Movies in English.”

### [Instrumental]

**Gabby:** Welcome to the All Ears English Podcast, where you’ll finally get real, native English conversation. Now here are your hosts, Lindsay McMahon, the ‘English Adventurer’ and Gabby Wallace, the ‘Language Angel,’ coming to you from Boston, Massachusetts, USA.

**Lindsay:** In this episode, you’ll learn the All Ears English four-step process to understanding Hollywood movies in English.



**[Instrumental]**

**Lindsay:** Hello Gabby.

**Gabby:** Hey Lindsay. How are you doing?

**Lindsay:** How (are) you doing today?

**Gabby:** Oh, good, good, good. How are you?

**Lindsay:** All right. Excellent, excellent.

**Gabby:** Cool.

**Lindsay:** Feeling good. So today what are we talking about?

**Gabby:** We're talking about a study strategy for understanding movies in English. So some of the best movies come out of Hollywood and they're in English.

**Lindsay:** I know.

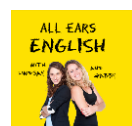
**Gabby:** And, and a lot of you guys have been asking about how to understand them without putting on the subtitles.

**Lindsay:** Yeah, we actually had one of our loyal listeners write in and ask us this question.

**Gabby:** Yeah.

**Lindsay:** So thanks for that question.

**Gabby:** Yeah.



**Lindsay:** (Uh) and we just wanna (want to) – we know that sometimes it's a bit of a bummer when you can't understand the movie...

**Gabby:** Right.

**Lindsay:** Especially if you're living here in the US and your only option might be to watch movies in English maybe. I don't know.

**Gabby:** Maybe you feel like you're missing out and you wanna (want to) understand the, the real meaning of what's happening, so you can understand and, and enjoy the movie.

**Lindsay:** Yeah, it really takes the fun out of things when you don't get it.

**Gabby:** Yeah.

**Lindsay:** So we're gonna (going to) help you guys out with that today.

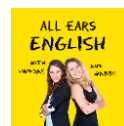
Yeah, We have four steps. We have a

**Gabby:** formula for you. So step one is to watch the movie in small pieces or in chunks. So maybe ten minutes and then pause. (It) depends -- maybe one scene.

**Lindsay:** One scene.

**Gabby:** It could be ten minutes or so.

**Lindsay:** What's a scene?



- Gabby:** Oh, like (uh) when, when you have (uh) one part of the movie – (like) it's clearly defined.
- Lindsay:** Right.
- Gabby:** Maybe (uh) in one scene the (um) movie's taking place in one...
- Lindsay:** In the park.
- Gabby:** In the park.
- Lindsay:** Or in a house...
- Gabby:** Yeah.
- Lindsay:** ...or in a café.
- Gabby:** And then, (you know), people are interacting and there's kind of one part of the movie.
- Lindsay:** Right.
- Gabby:** Yeah.
- Lindsay:** Right. Okay, that's a scene.
- Gabby:** And they move on to another, (you know), place or a different character.
- Lindsay:** Okay. So take one scene...
- Gabby:** (Like) one idea from the movie. Yeah.
- Lindsay:** Okay.
- Gabby:** One part. Take one scene, just watch that, right, and then pause.



Okay. So that's step one and step two, what you can do is you can aim to understand 70% and how would you try to do that? What kind of clues would you use Gabby?

**Gabby:** Right. Well, of course use the English that you already know, but use clues from the context, from the situation in the movie. Maybe from the (um), the tone in the actors' voices or even from the background music in the movie.

**Lindsay:** Or the non-verbal signals. And remember non-verbal signals vary across cultures. So of course, if you're here in the US, the non-verbal signals might mean something different, than what you actually think they mean, but you can get a sense of what that means.

**Gabby:** Yeah. Great. So just through the context, try to understand the main ideas, what's going on. (Um) step three, we're actually going to do what people usually try to do, but we're not gonna (going to) do that right away. We're gonna (going to) wait till (until) step three- is to go look up the meaning of words or phrases that you don't know the meaning of. So if you can catch them, by listening or you can catch them in the subtitles if you do put those on, go and look those up so that you fill in your knowledge.

**Lindsay:** Right and remember that those are details.

**Gabby:** Yeah.

**Lindsay:** I think a lot of students might tend to get really paralyzed by going first to the details and trying to look up every word. Don't do that. That'll take the fun out of it.

**Gabby:** And, and try to stick to only key words that you think are really important for understanding the scene.

**Lindsay:** Yeah. Don't let vocab get in your way.



**Lindsay:**

**Gabby:** Yeah. Yeah. Good point. So that brings us to step four which is to watch the same scene again and go for a little bit more comprehension like 80%, but I'm not saying 100%...

**Lindsay:** NO, why are we not saying 100%?

**Gabby:** Well because -- even when I watch movies in English, I don't always catch 100% of the words that the actors say. You can't expect your listening to be perfect.

**Lindsay:** Yeah, we, here at All Ears English, we really believe that perfectionism is horrible.

**Gabby:** Yeah.

**Lindsay:** Don't be a perfectionist.

**Gabby:** It doesn't exist. It doesn't exist and when you expect yourself to get 100% all of the time, that's a lot of pressure and it's unrealistic.

**Lindsay:** So don't do it. Don't aim for perfection, just aim to understand, (you know), 80% of the, of the chunk that you've chosen from that movie, that scene.

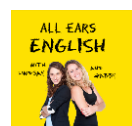
**Gabby:** Yeah. Exactly. So just a quick recap of the steps. Number 1, watch the movie in small chunks; (uh) 2, just try to understand about 70% of the main ideas by looking at the context; Step 3, look up the vocabulary online or in a dictionary; (uh) and Step 4, watch it again and go for 80% comprehension.

**Lindsay:** And don't be a perfectionist, please.

**Gabby:** That's right.

**Lindsay:** All right thanks Gabby.

**Gabby:** Thanks Lindsay.

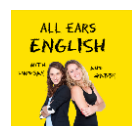


**[Instrumental]**

**Gabby:** If you want to connect with us, come to our website [allearsenglish.com/win](http://allearsenglish.com/win). That's w-i-n. We want to share the four ways to win at English. So again, come to [allearsenglish.com/win](http://allearsenglish.com/win) to connect with us and learn the four ways to win at English.

**[Instrumental]**

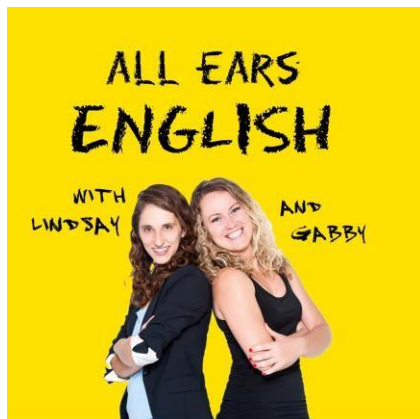
If you like to put your ears into English with Lindsay and Gabby, be sure to subscribe to the podcast audio in iTunes for free on your computer or on your Smartphone. Thanks for listening to the All Ears English Podcast. See you next time!



**Lindsay:**

---

## AEE Episode 65: Your Top 6 Excuses for Why You Can't Speak English



**Lindsay:** This is an All Ears English Podcast, Episode 65, Deep Thoughts Thursday: “Your Top 6 Excuses for Why You Can’t Speak English.”

**[Instrumental]**

**Gabby:** Welcome to the All Ears English Podcast, where you’ll finally get real, native English conversation. Now here are your hosts, Lindsay McMahon, the ‘English Adventurer’ and Gabby Wallace, the ‘Language Angel,’ coming to you from Boston, Massachusetts, USA.

**Lindsay:** In today’s episode, you’ll learn six common excuses that you are using for not improving your English and you’ll also learn how to take back your English power and how to stop using these excuses.





**[Instrumental]**

**Lindsay:** What's going on Gabby?

**Gabby:** Hey Lindsay. I'm good. How are you?

**Lindsay:** Good. I'm happy to be here. (I'm) ready to record another episode.

**Gabby:** Excellent.

All Ears English. Here we go.

**Gabby:** Me too.

**Lindsay:** What are we talking about today?

**Gabby:** We're talking about excuses.

**Lindsay:** Oh my gosh. Excuses. Do you use excuses a lot?

**Gabby:** I try not to.

**Lindsay:** Yeah.

**Gabby:** I know you try not to...

**Lindsay:** I try not to.

**Gabby:** ...as well.

**Lindsay:** I try to get that (sort of) inner -- (sort of) monitor myself and when I hear myself making excuses. I say, 'No, no, no. Come on.'

**Gabby:** Yeah.

**Lindsay:** 'Let's be honest.'

**Gabby:** Well and you have a, a quote that you wanna (want to) share with our listeners about excuses today.



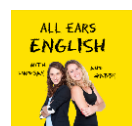
**Lindsay:**

**Lindsay:** Yeah. So there's a great quote here from, from Florence Nightingale and she says "I attribute my success to this: I never gave or took any excuse."

**Gabby:** That's great. That's good advice.

**Lindsay:** Yeah, it is.

**Gabby:** So we were just talking and (you know), we were reflecting on some of what you all have told us, (you know), about your challenges and we respect that for sure. (Um), we know there are a lot of challenges to learning a language, but we would like to go through some of the top excuses and talk about how you can overcome them. So to give you your power back and control your language learning.



**Lindsay:**

Yeah. Absolutely. So the top six. Here we go. Number one “I don’t have any opportunities to practice my English with native speakers.”

**Gabby:**

Right.

**Lindsay:**

Have you ever heard that excuse?

**Gabby;**

Oh definitely.

**Lindsay:**

Oh, my gosh.

**Gabby:**

Even from people living in the US or living in an English-speaking country. Sometimes if you live with people who speak your language, it can be difficult to get out and speak English, (um), but Lindsay, I know you have a great program to help people.

**Lindsay:**

Yeah, so I’m working on a program. I will connect you with a native English speaker and help you to practice conversation and to be corrected at my new program called Speakative and that is at [www.speakative.com](http://www.speakative.com), s-p-ea-k-a-t-i-v-e.com. So come on over and we’ll solve your problem there.

**Gabby:**

Great.

**Lindsay:**

What’s number two?

**Gabby:**

Number two is ‘no time.’”

**Lindsay:**

I have no time.

**Gabby:**

Yeah. I think it’s really a matter of your priorities. We all have the same amount of time in the day and we all have to choose what gets done and what we leave for tomorrow.



**Lindsay:**

**Lindsay:** Yeah.

**Gabby:** So the idea that ‘Oh I’ll start the diet tomorrow’ or ‘I’ll leave, (you know), my chores for mañana,’ it’s not gonna (going to) work with English.

**Lindsay:** Yeah. So what -- yeah, what are you doing with your time? Analyze your daily schedule.

**Gabby:** Yeah.  
(You know), are you gonna (going to) sit and watch TV or are you gonna (going to) work on your English.

**Gabby:** Whatever is most important to you, do it first.

**Lindsay:** Definitely. Next excuse: “I have no money.”

**Gabby:** Right. Well as you know if you’re listening to this podcast, there are a lot of free resources out there, (uh), and (you know) of course we recommend ~~to~~ (you) invest in your learning, but it’s really not an excuse. You can still get out there and access a lot of good materials for learning.

**Lindsay:** Definitely. Next one, “I’m shy. I can’t start conversations with people. I don’t know what to say.”

**Gabby:** Yeah, we’ve offered some advice for shy students out there, for you guys to (um), (you know), to prepare yourselves and advance so that you can build your confidence, maybe (you know), think of some phrases that you could use in advance to start a conversation. (Um) there are other techniques, too, that we’ve mentioned before in other episodes.

**Lindsay:** Yeah. So please go back into our old episodes. We have more than 60 episodes up in iTunes now, so please go ahead and check those out.



**Gabby:** Yeah. If you go to our website, too, there's a (um) field where you can search episodes. So if you type in the word 'shy,' you can find all the places where we talk about what to do if you're shy.

**Lindsay:** Yeah. That's a good idea.

**Gabby:** Yeah.

**Lindsay:** Okay. Great. And the next one, "I can't understand everything that people say, so I'm not gonna (going to) try to go into a conversation 'cause (because) I'm afraid of what's gonna (going to) happen."

**Gabby:** Well, it's a real fear that you're missing out on some information, but it's still not a valid excuse right?

**Lindsay:** Definitely. You cannot let those fears kind of stop you from going out and speaking.

**Gabby:** Yeah. Try to understand the main ideas and then ask questions if you're not sure.

**Lindsay:** And the last one is "No one corrects me."

**Gabby:** (Hmm) that's interesting. (Um) we're gonna (going to) talk more about that in another episode about, (you know) why we don't, as Americans we don't correct...

**Lindsay:** Yeah, that's gonna (going to) be interesting.

**Gabby:** Yeah, (um) but it's not, it's not a reason why you can't improve your English, right?

**Lindsay:** Absolutely.



**Lindsay:**

**Gabby:** If you work with a tutor or a teacher, (uh) you can certainly expect them to correct you.

**Lindsay:** Yeah. Or even just a conversation partner. So find an opportunities, (um), to actually actively have people correct you.

**Gabby:** There's (there are) even ways to correct yourself.

**Lindsay:** Sure.

**Gabby:** Right.

**Lindsay:** Absolutely. And as I mentioned before, [Speakative](#), our program, the conversation program is a good way to do that, to be corrected too.

**Gabby:** Excellent.

**Lindsay:** Okay. Well that was fun. Thank you.

**Gabby:** So no excuses guys.

**Lindsay:** Good luck.

**[Instrumental]**

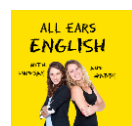
**Gabby:** If you want to connect with us, come to our website [allearsenglish.com/win](http://allearsenglish.com/win). That's w-i-n. We want to share the four ways to



win at English. So again, come to [allearsenglish.com/win](http://allearsenglish.com/win) to connect with us and learn the four ways to win at English.

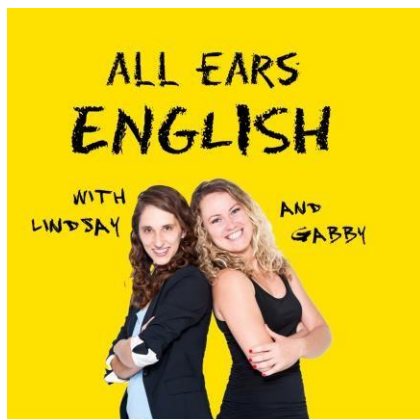
**[Instrumental]**

**Lindsay:** If you like to put your ears into English with Lindsay and Gabby, be sure to subscribe to the podcast audio in iTunes for free on your computer or on your Smartphone. Thanks for listening to the All Ears English Podcast. See you next time.



---

## AEE Episode 66: How NOT to Respond to an American Greeting in English



**Lindsay:** This is an All Ears English Podcast, Episode 66, “How NOT to Respond to an American Greeting in English.”

### [Instrumental]

**Gabby:** Welcome to the All Ears English Podcast, where you’ll finally get real, native English conversation. Now here are your hosts, Lindsay McMahon, the ‘English Adventurer’ and Gabby Wallace, the ‘Language Angel,’ coming to you from Boston, Massachusetts, USA.

**Lindsay:** In this episode, you’ll find out why the question “Hi. How are you?” is more about culture than language.





**[Instrumental]**

**Lindsay:** Hey Gabby. How are you?

**Gabby:** I'm fine.

**Lindsay:** Gabby. You always say you're just fine or you're doing fine, you're doing great. (I mean) why don't you ever say how you're actually doing. Like give me some real information here. I feel like I'm talking to a brick wall.

**Gabby:** What do you mean Lindsay? It's just a greeting. You really wanna (want to) know how I'm feeling?

**Lindsay:** Yeah.

**Gabby:** You really wanna (want to) know what's going on in my life?

**Lindsay:** Well to be honest, I'm just a little confused. I just -- I don't know why, (you know), in the US, whenever, (you know), we ask someone how they're doing, there's just a blanket response. "I'm fine."

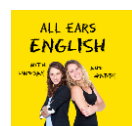
**Gabby:** Yeah.

**Lindsay:** "I'm doing well. I'm doing great."

**Gabby:** Yeah. Well this was actually the topic of a really interesting article that came out, (um), a month or two ago, the "[How Are You Culture Clash](#)" by Alina Simone in the (um) OP-ED section of the New York Times. So...

**Lindsay:** Yeah. Great article.

**Gabby:** ...we're referring to that article, we thought it would be really interesting for you guys because when we ask "How are you?" it's really just like a greeting. It's like "Hello." Right?



**Lindsay:** Right. It's really a greeting. We don't expect a true in-depth response. We don't wanna (want to) know that someone in your family has cancer or that you just got a promotion in your job.

**Gabby:** Right.

**Lindsay:** We don't really want to know those details.

**Gabby:** It's not really asking "How are you?" (I mean), if, if the person you're talking to really wants to know how you're feeling or really wants to know what's going on in your life, they might add something like "No, really, how are you?"

**Lindsay:** Yeah. Yeah, exactly. And you might be sitting down with that person for coffee or you might be in their home in the right context.

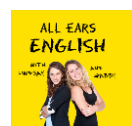
**Gabby:** Yeah. They'll ask more detailed questions too like "How is your job? Or "How is your family?"

**Lindsay:** Right. And if you know that person a little bit better, they're more likely to ask you that. So when you're just passing someone on the street or in the hallway, don't really expect to go into so much depth. And a lot of people think that this is fake. Is this fake?

**Gabby:** No, it's not fake because the way that this greeting works is it's just a salutation. It's just a greeting. It's not fake because the purpose of the question is not to find out what's really going on in your life or your family. It's just like "Hello."



- Lindsay:** Yeah. And I think it really goes back to the cultural value of privacy in American culture. (You know) that's something that a lot of Americans really value. Not everyone, but, (you know), for me personally, in my experience, I'm not going to tell you that, for example, my mom has cancer. She doesn't, don't worry. But if she did...
- Gabby:** Just an example.
- Lindsay:** ...something like that -- I'm not going to tell you that my brother's about to have a kid.
- Gabby:** Right.
- Lindsay:** Actually that's true.
- Gabby:** Oh. Wow.
- Lindsay:** But I'm not going to tell you that, (um), if I don't know you that well.
- Gabby:** Right. I think it goes back to privacy and time too because we really value time and if you're just stopping to say a quick "Hello. How are you?" like a greeting, you really don't expect to spend the time hearing about everything that's going on in the other person's life. So it can be a bit unexpected if I say "Hey Lindsay. How are you?" and then you tell me all these things about your family. I'm (like) "Okay, that's interesting, but I gotta go (I've got to go) now."
- Lindsay:** Right. That's awkward because at that point, you actually need to respond and engage, but...
- Gabby:** Exactly.



- Lindsay:** ...you didn't plan to do that and I know that in other cultures, that's not the case. (I mean) you really...
- Gabby:** Take your time.
- Lindsay:** ...might be more likely to go into depth about your situation when you get that question.
- Gabby:** Yeah. This is true if you know someone or you don't know someone that well. (I mean) really just use "How are you" as (like) a quick greeting. And (um) just to add one last thing, (you know), another way not to respond. (Um), (you know) we said don't say too much information about your, your job, life, family, but also, (you know), don't say, "Oh, I'm, I'm really bad. I'm having a horrible day." Because that forces the other person to ask "Oh! What, what's wrong?"
- Lindsay:** Right. Right.
- Gabby:** Right. And then you have to take the time to talk about the things going on in your life, and your family, and your job, or whatever, so....
- Lindsay:** And that also goes back to American culture -- often, (uh) there's a tendency towards optimism...
- Gabby:** Right.
- Lindsay:** ...(uh) the positive aspect, showing the good side of yourself.
- Gabby:** Yeah.
- Lindsay:** (Um), I think it all comes back to culture which is really interesting.



**Gabby:** Yeah, totally. So I know in some English textbooks, (you know), they'll teach you how to say "Oh, I'm good." "I'm so, so" or "I'm bad." But we don't really use those last two. You just...

**Lindsay:** Yeah.

**Gabby:** (You know).

**Lindsay:** Yeah. You really wouldn't. I really wouldn't say "Oh I'm not doing so well."

**Gabby:** Yeah.

**Lindsay:** Unless, (you know)...

**Gabby:** Unless you really need to talk.

**Lindsay:** ...Unless it's an extreme situation and, yeah, that would either be an indication that you don't want to talk to the person, you want them to ignore you or that you really need to talk to the person.

**Gabby:** Yeah.

**Lindsay:** But if we're talking about just encounters, (you know), on the street, or in the hallway, just go with the "I'm doing all right." "I'm doing well." "Doing great." "Doing fine."

**Gabby:** Yeah. Trust us. It's normal to give a quick "I'm good."

**Lindsay:** Yeah. That's great. This is a really interesting topic. So (uh) thanks for joining us today guys.

**[Instrumental]**

**Gabby:** Thanks for listening to our podcast 35,000 times a day. You guys are listening like crazy. Now if you wanna (want to) just listen, that's okay, but



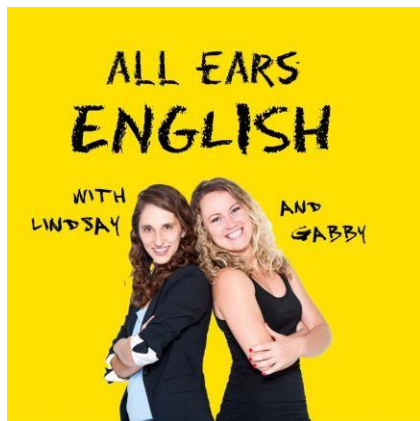
if you want to really improve your English, come get the transcripts. You can find them at [allearsenglish.com/conversations](http://allearsenglish.com/conversations). And it's the perfect way to improve your English instantly and connect with Lindsay and myself to ask questions.

### [Instrumental]

**Lindsay:** If you like to put your ears into English with Lindsay and Gabby, be sure to subscribe to the podcast audio in iTunes for free on your computer or on your Smartphone. Thanks for listening to the All Ears English Podcast. See you next time.

---

## AEE Episode 67: 4 Ways to Meet and Greet in English for the Office or College



**Lindsay:** This is an All Ears English Podcast, Episode 67, Teaching Tuesdays: “4 Ways to Meet and Greet in English for the Office or College.”

**[Instrumental]**

**Gabby:** Welcome to the All Ears English Podcast, where you’ll finally get real, native English conversation. Now here are your hosts, Lindsay McMahon, the ‘English Adventurer’ and Gabby Wallace, the ‘Language Angel,’ coming to you from Boston, Massachusetts, USA.

**Lindsay:** In this episode, you’ll learn how to respond to a greeting at the office and on campus in English.

**[Instrumental]**

**Gabby:** Hi Lindsay.

**Lindsay:** Hey Gabby.

**Gabby:** So today we’re gonna (going to) talk about greetings – sorry (I’m) laughing because we usually greet each other at the beginning, so it feels funny not to...

**Lindsay:** Exactly.



- Gabby:** ...greet you. (Um), but in our 'Meeting Monday' we talked about the greeting "How are you?" and how there's cultural meaning as well as linguistic meaning. So in this episode, we want to share four different ways to meet people that you already know, you've already met them. So one situation is in the office, at work, another situation is at school, in college, greeting your classmates, (um), and in the first situation, greeting your colleagues. So first situation, we're going to just show you real quick right now -- I'm greeting my colleague Lindsay. So "Hi Lindsay. How are you?"
- Lindsay:** "I'm doing well. Thanks. How are you?"
- Gabby:** "Oh, I'm doing well too. Thank you for asking." Okay. And then another way that we might, (um), respond, "Hi. How are you Lindsay?"
- Lindsay:** "Good. How are you Gabby?"
- Gabby:** "I'm good. Thank you."
- Lindsay:** Okay.
- Gabby:** So either "I'm good" or "I'm well," (um), it's good for formal situations.
- Lindsay:** Yeah. A little bit more formal than other situations.
- Gabby:** Yeah like when you're at school, in college, or university.
- Lindsay:** And now we're gonna (going to) talk about that...
- Gabby:** Yeah.
- Lindsay:** ...being at school. (Um) maybe you run into someone on campus, for example, or in the dining hall, or when you're getting ready for class. So let's do that. So "Hey Gabby. How's it going?"





**Gabby:** “Great. What’s up Lindsay?”

**Lindsay:** There’s one and the next one is “Hey Gabby. How are you?”

**Gabby:** “I’m okay. (Uh), how’s it going with you?”

**Lindsay:** “Very good. Thanks.”

**Gabby:** Great. So, yeah, a little (like) more informal. (Um), but we wanted to show you two different situations because you have to know the appropriate way to respond to greetings, right...?

**Lindsay:** Definitely.

**Gabby:** ...whether you’re in a formal or informal situation.

**Lindsay:** And as we said last time, we don’t usually go into too much depth if something’s actually going on that’s not so good in our lives. We don’t really go into much depth, but if you want to learn about that, go back to yesterday’s episode...

**Gabby:** Yeah.

**Lindsay:** ...and (um), thanks for listening guys.

**Gabby:** Thanks guys.

**[Instrumental]**

**Lindsay:** So Gabby. What are you working on these days?

**Gabby:** Oh, I’ve been working for the last few months on a special course. (Um) it’s totally online for, for you guys, for, for English learners. (Um) it’s called the “ESL Troubleshooting” and it fills in those gaps that you might not have learned in class. Yeah, so it’s...



**Lindsay:** Do you have anything about greetings, how to respond to a greeting?

**Gabby:** Exactly. Yeah. So that's why I wanted to mention it, (um), in this episode because one of the video lectures, (um), and materials are about how to respond naturally to greetings. So you think, (you know), it's pretty basic, but there's some cultural information and different ways to respond that you might not have gotten in your English class.

**Lindsay:** And what level is that good for, like what kind of students would be good for that course?

**Gabby:** Yeah, for intermediate to advanced. (Um), maybe even high beginners, but I definitely recommend it more for intermediate to advanced.

**Lindsay:** Okay, so a lot of the people who are listening to this podcast...

**Gabby:** Exactly.

**Lindsay:** ...could probably benefit from that.

**Gabby:** Yeah. So you can learn more at my website, [gonaturalenglish.com](http://gonaturalenglish.com) and look for the course called "ESL Troubleshooting."

**Lindsay:** Sounds cool.

**Gabby:** Thanks.

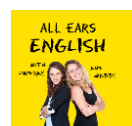
**[Instrumental]**

**Gabby:** Thanks for listening to our podcast 35,000 times a day. You guys are listening like crazy. Now if you wanna (want to) just listen, that's okay, but if you want to really improve your English, come get the transcripts. You can find them at [allearsenglish.com/conversations](http://allearsenglish.com/conversations). And it's the perfect way to improve your English instantly and connect with Lindsay and myself to ask questions.



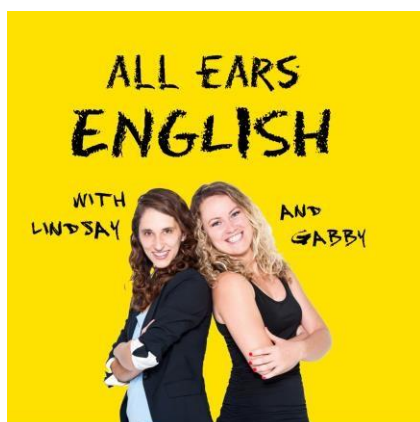
**[Instrumental]**

**Lindsay:** If you like to put your ears into English with Lindsay and Gabby, be sure to subscribe to the podcast audio in iTunes for free on your computer or on your Smartphone. Thanks for listening to the All Ears English Podcast. See you next time.



---

## AEE Episode 69: Own Your English, Own Your Life



**Lindsay:** This is an All Ears English Podcast, Episode 69, Deep Thoughts Thursday: “Own Your English, Own Your Life.”

### [Instrumental]

**Gabby:** Welcome to the All Ears English Podcast, where you’ll finally get real, native English conversation. Now here are your hosts, Lindsay McMahon, the ‘English Adventurer’ and Gabby Wallace, the ‘Language Angel,’ coming to you from Boston, Massachusetts, USA.

**Lindsay:** In this episode, you’ll learn how to stop playing by other people’s rules when it comes to learning English and own your English, therefore own your life.



**[Instrumental]**

**Gabby:** Marhaban (hello) Lindsay.

**Lindsay:** (Uh). What?

**Gabby:** Okay. I started taking an Arabic class.

**Lindsay:** Wow.

**Gabby:** Arabic 101. So that's how you say "Hello" in Arabic.

**Lindsay:** Oh. Very cool. You're so international.

**Gabby:** Oh, I just – I love learning languages.

**Lindsay:** That's fantastic.

**Gabby:** And (um) I'm gonna (going to) share something from my Arabic class in this episode, where we're talking about, (you know), living your life, living your English life and (uh) we have, we have a quote that we want to share with you from none other than Steve Jobs.

**Lindsay:** Right. This guy is the king of creative expression.

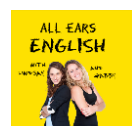
**Gabby:** Yeah.

**Lindsay:** (You know). (He) created the computer that we're using now.

**Gabby:** Yeah.

**Lindsay:** Pretty awesome. What's the quote Gabby?

**Gabby:** "Your time is limited, so don't waste it living someone else's life."



**Lindsay:** Have you ever lived someone else's life in terms of the way you study languages, Gabby?

**Gabby:** Yeah. (I mean) I think that when we take a class, we listen to the teacher and we follow, (you know), his or her way of doing things, but sometimes that just doesn't work for everyone. (Um) so for example, my Arabic class, right – oh the professor is awesome and she does a lot of really great things in class, but the textbook is encouraging us to learn (like) the names of punctuation.

**Lindsay:** Oh, my god. That's so boring.

**Gabby:** (I mean), it's just not necessary, I think. My feeling is that I need to learn how to say basic vocabulary and learning the words for punctuation is not really necessary at this point.

**Lindsay:** Right. Yeah. Exactly.

**Gabby:** So I don't need to learn everything about grammar and punctuation from the beginning.

**Lindsay:** So that's living someone else's life in terms of learning English.

**Gabby:** Yeah.

**Lindsay:** And what would be living your life? Owning your life?

**Gabby:** Yeah. Owning my Arabic life, so to speak, would be to identify what's important for me to learn. So for me, (you know), I want to learn conversational Arabic and be able to speak with native speakers, understand, and be understood, so I'm gonna (going to) concentrate on learning phrases and having good pronunciation.



- Lindsay:** Great. I like that style. So how does this relate to our listeners? (I mean) you guys, (you know), we know that you've been learning for a long time and probably in your home country, you were learning someone else -- learning using someone else's methods.
- Gabby:** Right.
- Lindsay:** Living someone else's life.
- Gabby:** Right. Well, we gave one suggestion many episodes ago which was to learn through your passion. Learn with your heart and what you're interested in, so finding the language that goes along with your life, your passions, (you know), your career, that could be a great way to learn.
- Lindsay:** Yeah, another way could be to understand your learning style. That's kind of a buzz term in education now and there's a lot of debate as to whether or not that's the right way to go...
- Gabby:** Right.
- Lindsay:** ...but, (you know), there's something to it. (You know), how do you learn? I learn visually. I need to either write things down or see them being acted out. So how do you learn? Is it by listening? If that's the case you should really be listening every day.
- Gabby:** Yeah. Absolutely.
- Lindsay:** To All Ears English.
- Gabby:** If you're a visual learner, you'd do well with the transcripts. You can read along as you listen.
- Lindsay:** Definitely.



**Gabby:** (Um), some people like to learn through watching movies or listening to music. So there's (there are) different interests and different ways of learning, right.

**Lindsay:** Yeah.

**Gabby:** Some people, (um), learn by doing. So, (you know), getting out there and volunteering using the language in different ways.

**Lindsay:** Or, if you're, if you like humor, as I guess most people do. (You know) learn with humor. Check out Ron at the English Funcast.

**Gabby:** Yeah.

**Lindsay:** That was – that was really fun when we had him on here right?

**Gabby:** He was (uh) on our podcast, gosh, a few weeks ago.

**Lindsay:** Yeah.

**Gabby:** Yeah.

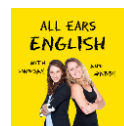
**Lindsay:** That was really fun. So there are a lot of ways to do it.

**Gabby:** Yeah. So we encourage you to make English your own, really own it and make it part of your life.

**Lindsay:** Yeah. Own your English, own your life.

**[Instrumental]**

**Gabby:** Thanks for listening to our podcast 35,000 times a day. You guys are listening like crazy. Now if you wanna (want to) just listen, that's okay, but if you want to really improve your English, come get the transcripts. You can find them at [allearsenglish.com/conversations](http://allearsenglish.com/conversations). And it's the perfect

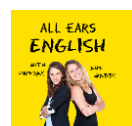




way to improve your English instantly and connect with Lindsay and myself to ask questions.

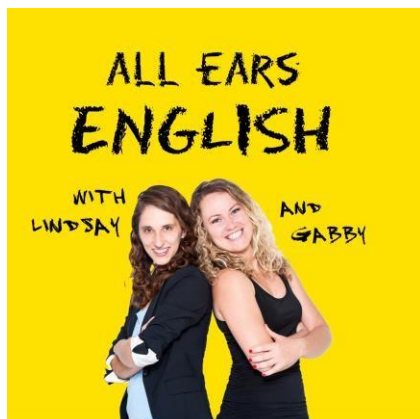
**[Instrumental]**

**Lindsay:** If you like to put your ears into English with Lindsay and Gabby, be sure to subscribe to the podcast audio in iTunes for free on your computer or on your smartphone. Thanks for listening to the All Ears English Podcast. See you next time.



---

## AEE Episode 70: Friendly Introductions in English- Meet Gabby's Roommates



**Lindsay:** This is an All Ears English Podcast, Episode 70, Meeting Monday: “Friendly Introductions in English: Meet Gabby’s Roommates.”

### [Instrumental]

**Gabby:** Welcome to the All Ears English Podcast, where you’ll finally get real, native English conversation. Now here are your hosts, Lindsay McMahon, the ‘English Adventurer’ and Gabby Wallace, the ‘Language Angel,’ coming to you from Boston, Massachusetts, USA.

**Lindsay:** Do you feel confident meeting new people in English, in group situations? Well after this lesson, you will.



**[Instrumental]**

**Gabby:** Hey Lindsay. How's it going?

**Lindsay:** Hey Gabby. Feeling all right.

**Gabby:** Awesome. So, (um), some of you guys have been asking about how to meet someone new, like if you're in a group, if you're at a party, if you're at someone's house, or in different situations, so we wanted to show you, (um), kind of a role play, but it's real. We're here at my apartment, and (um), Lindsay is going to meet (uh), my roommate and her boyfriend for the first time. Are you ready?

**Lindsay:** I'm ready. I'm excited. I like to meet new people, so I'm here.

**Gabby:** Awesome. All right. So Lindsay, I'd like to introduce you to my roommate Morgan.

**Morgan:** Hi. Nice to meet you.

**Lindsay:** Hey Morgan. Great to meet you. How are you?

**Morgan:** Good.

**Gabby:** Great. And this is her boyfriend Jay.

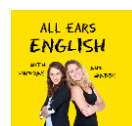
**Jay:** Hi. I'm Jay. Nice to meet you.

**Lindsay:** Hey Jay. What's up? How's it going?

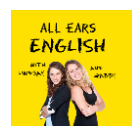
**Jay:** Good, good, good. How are you doing today?

**Lindsay:** Good, so and so you guys are roommates?

**Gabby/Morgan:** Yeah.



- Gabby:** We've lived together for what, (like) three months, four months?
- Morgan:** I think a little longer than that.
- Gabby:** A little longer?
- Lindsay:** A little longer than that.
- Morgan:** Time flies when you're having fun, right?
- Lindsay:** Time flies. How do you guys like the neighborhood?
- Morgan:** I think it's really nice. It's a really nice area. It's very safe.
- Gabby:** Yeah.
- Lindsay:** Excellent. Excellent.
- Gabby:** Yeah. I like it too.
- Lindsay:** Great. So what do you do?
- Jay:** I work at a hospital.
- Lindsay:** Oh wow, okay. How'd you get into that kind of work?
- Jay:** I'd, I've actually been doing this kind of work, (um), for a number of years now. I, I majored in something like this from college too, so, so it's pretty relevant.
- Lindsay:** Awesome.
- Jay:** (Um) I like what I do. (Um) yeah, it's a, it's four years and counting.  
(Um)...
- Lindsay:** Excellent.



**Jay:** ...so we'll see, we'll see where it takes me.

**Lindsay:** Yeah, absolutely. Do you work in the ER (emergency room) or something crazy like that?

**Jay:** No, I work in the laboratory.

**Lindsay:** In the lab, okay, so research?

**Jay:** Yeah...yeah, more or less.

**Lindsay:** Excellent. How 'bout (about) you? What do you do?

**Morgan:** (Um), I'm an Occupational Therapist or an OT. Basically I work with little kids that are -- either have develop -- developmental delays or disabilities.

**Lindsay:** Awesome, awesome. Sounds like great work.

**Gabby:** Yeah. So (um) Jay and Morgan are both really good cooks.

**Lindsay:** Oh!

So it's (uh), it's nice, (you know), being around them and learning

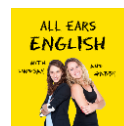
**Gabby:** new recipes and things. We -- well actually, you guys were just around the other day when I was making some chocolate too. So we...

**Jay:** That's right.

**Lindsay:** Oh, that sounds great.

**Gabby:** ...we trade (uh) recipes and things. It's pretty fun.

**Lindsay:** Awesome. I wanna (want to) learn how to make chocolate.



**Gabby:** Yeah.

**Jay:** I really like the almond kind.

**Gabby:** Yeah.

**Jay:** The ginger kind was a little bit, a little too spicy for me, but...

**Lindsay:** Yeah. (Aw) it sounds so good.

**Jay:** ...the almond was really good.

**Gabby:** I was trying different flavors.

**Lindsay:** Excellent.

**Gabby:** We'll have to do it again sometime.

**Jay:** Yeah.

**Lindsay:** Yeah. That's cool. We should all hang out sometime if you guys...

**Jay:** Absolutely. Absolutely.

**Lindsay:** ...want to get a drink or something.

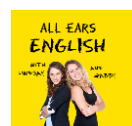
**Morgan:** Definitely.

**Lindsay:** That'd be fun.

**Jay:** Absolutely.

**Gabby:** Yeah.

**Lindsay:** Great. It was fun meeting you.



- Jay:** Yeah, you too.  
**Morgan:** Yeah. Nice to meet you too.  
**Jay:** Nice to meet you.  
**Gabby:** See ya (you).  
**Morgan:** Have a good day. Bye.  
**Lindsay:** Take care. Bye.  
**Jay:** Bye.

**[Instrumental]**

- Lindsay:** If you wanna (want to) learn four ways to win with English, come to our website and join our email group and we will send you a special audio message that shares our four All Ears English strategies for learning English and winning at English. That's [allearsenglish.com/win](http://allearsenglish.com/win). w-i-n.

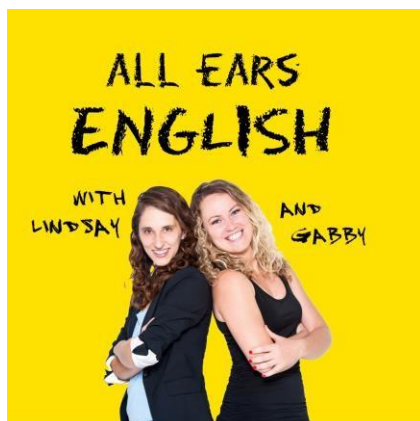
**[Instrumental]**

- Lindsay:** If you like to put your ears into English with Lindsay and Gabby, be sure to subscribe to the podcast audio in iTunes for free on your computer or on your smartphone. Thanks for listening to the All Ears English Podcast. See you next time.

---

## AEE Episode 71: Meeting New People and Carrying an English Conversation





**Lindsay:** This is an All Ears English Podcast, Episode 71, Teaching Tuesday: “Meeting New People and Carrying an English Conversation.”

**[Instrumental]**

**Gabby:** Welcome to the All Ears English Podcast, where you’ll finally get real, native English conversation. Now here are your hosts, Lindsay McMahon, the ‘English Adventurer’ and Gabby Wallace, the ‘Language Angel,’ coming to you from Boston, Massachusetts, USA.

In this episode, you’ll learn more than four phrases for carrying a conversation and avoiding awkward, long silences.

**[Instrumental]**

**Lindsay:** Hey Gabby. How’s it going?

**Gabby:** Hey Lindsay. Good. How are you?

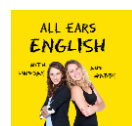
**Lindsay:** Feeling good. We just had lunch, so...





**Gabby:** Yeah.

**Lindsay:** ...I'm feeling kind of stuffed, but feeling good and satisfied. Ready to go.



**Gabby:**

It was good. Grilled cheese and lentils.

**Lindsay:** (Hmm) awesome lunch. All right.

**Gabby:**

So today's (uh) 'Teaching Tuesday.' We're going to talk about conversation – so confidently carrying your conversation, meeting new people. So if you listened to Monday's episode, you know that Lindsay met my roommate and my roommate's boyfriend. So that was, that was pretty cool. That was just an informal meeting here in the apartment where we're recording. Our recording studio is my living room.

**Lindsay:** Yeah.

**Gabby:**

So, yeah, we wanna (want to) share some phrases or draw your attention to some phrases that we use to carry a conversation. These are strategies that you can use to have a really confident conversation.

**Lindsay:**

Yeah. So that's great. So the first thing that we, that I actually said was I looked for the connection, (um,) between Gabby, who's the person who introduced the new people and the new people.

**Gabby:** Right.

**Lindsay:** So I said, "So you guys are roommates?"

**Gabby:**

Right. Yeah, even though I introduced Morgan as my roommate, it's really great that Lindsay repeated that information. (You know), she's kind of confirming, and maybe asking for more information on that topic.

**Lindsay:**

Yeah, exactly. And the next thing I asked was "How do you like the neighborhood?" Why? Because they're roommates, so I'm seeing that this is a topic that could bring the two together.

**Gabby:** Right.

**Lindsay:** Gabby and her roommate.



**Gabby:**

**Gabby:** So in general, comments on the environment are pretty great for carrying the conversation.

**Lindsay:** Definitely. What was the next question that was asked?  
Really common question you asked "What do you do?"

**Lindsay:** Almost boring. Almost too common. Gosh- so unoriginal.

**Gabby:** Very common. Yeah. But especially in New England, this is maybe the first or second question that people will ask when you meet, (you know), outside of, (um), your job.

**Lindsay:** For sure

**Gabby:** Yeah.

**Lindsay:** Yeah, absolutely. It's very common 'cause (because) people -- again, people in the US work hard and sometimes people identify themselves through their job in some ways.

**Gabby:** Right.

**Lindsay:** Right?

**Gabby:** Yeah.

**Lindsay:** And then two follow-up questions that you could ask about that. If, if you find out what someone does, you could say (um) "How did you get into it?" Meaning what?

**Gabby:** Well, how did you begin your career in that field?

**Lindsay:** Yeah.

**Lindsay:**



**Gabby:**

**Gabby:**

Did you study that or, or like last week we talked to (uh), to Jo and she just kind of accidentally started working for the Royal Family. I mean it wasn't a plan, right?

**Lindsay:**

Right. To get into something is to begin something. Yeah. And another thing you could ask as a follow-up question to the career topic is "How do you like it?"

**Gabby:**

Right.  
Yeah.

"How do you like it?" Yeah. Good questions for follow-up. (You know) it's so important to have these questions ready in your mind, (you know) ready to go so that you're not stalling and having long silences between questions. It's kind of awkward.

**Lindsay:**

Definitely. Definitely. And then when the conversation seemed to kind of die down a bit, Gabby jumped in because she knows both parties, both groups, both people. And, (you know), she added more info (information). She said "Oh, you know..." (uh).

**Gabby:**

Something about cooking.

**Lindsay:**

About cooking chocolate.

**Gabby:**

Yeah.

**Lindsay:**

Yeah.

**Lindsay:**



**Gabby:**

**Gabby:**

Yeah, so you know I thought well this is something interesting that I know about my roommate and her boyfriend, (you know) common interests. So it's always a nice strategy if you can add some information and (uh)...

**Lindsay:**

Yeah.

**Gabby:**

Yeah, kind of bring up a new topic that way.

**Lindsay:**

Yeah, that's a good way to do it. That makes everyone feel a little bit more at ease.

**Gabby:**

Yeah.

**Lindsay:**

Especially because Gabby, you're the one who knows both of us.

**Gabby:**

Right.

**Lindsay:**

(You know), you know your roommate, you know me. So it's good to -- that you can do that.

**Gabby:**

Yeah.

You're the only one who can do that.

Yeah. Exactly. So you have to step it up if you're the person...

**Lindsay:**

Step it up.

**Gabby:**

...introducing others.

**Lindsay:**

Yeah. Be a bit of a hostess.

**Gabby:**

Yeah.

**Lindsay:**



**Gabby:**

**Lindsay:** Yeah. And then I finished the conversation by saying “We should all hang out.” And by hang out I mean?

**Gabby:** Spend time together.

**Lindsay:** Definitely.

**Gabby:** Yeah.

**Lindsay:** So I say “Let’s get a drink.” Maybe you could say “Let’s have a coffee, go for a walk or play a game of soccer,” whatever it is.

**Gabby:** Yeah. Yeah, yeah. It could be really anything. So it’s kind of a nice way to (um) end the conversation and, (you know), let people know that you’d like to see them again.

**Lindsay:** Yeah. Perfect. All right. We’ve got some good ways to start a conversation.

**Gabby:** Yeah.

**Lindsay:** So we’re gonna (going to) repeat?

**Gabby:** Yeah, perfect. So (um) the first phrase that we’re gonna (going to) have you repeat is a common question, “What do you do?” But, (you know) we say it faster than that, so let’s try it faster. Whaddya (what do you) do?”

**Lindsay:** Right. And I think we actually went through this in a previous episode, way at the beginning...

**Gabby:** Yeah.  
...of the podcast, we taught the term “whaddya (what do you) do”.

**Lindsay:**



**Gabby:**

Yeah.

**Lindsay:** And remember we wanna (want to) bring the words together. It's not what...do... you...do? Right. Remember from the old episode. It's "whaddya (what do you) do?"

**Gabby:** Whaddya (what do you) do?

**Lindsay:** Whaddya (what do you) do? Okay next one. "How did you get into it?"

**Gabby:** And (a) follow-up question, "How do you like that?" or "How do you like it?" Okay and then the final phrase to wrap things up, "We should all hang out sometime."

**Lindsay:** And 'sometime' is the key point. And that's something we're actually gonna (going to) talk about...

**Gabby:** Yeah.

**Lindsay:** ...in another episode, what that 'sometime' mean and how it's used by Americans. And that's a different topic for a different day.

**Gabby:** That's a whole 'nother (other) episode.

**Lindsay:** So put your ears into English and stay tuned. Thanks guys.

**[Instrumental]**

**Lindsay:** If you wanna (want to) learn four ways to win with English, come to our website and join our email group and we will send you a special audio message that shares our four All Ears English strategies for learning English and winning at English. That's [allearsenglish.com/win](http://allearsenglish.com/win). w-i-n.

**[Instrumental]**

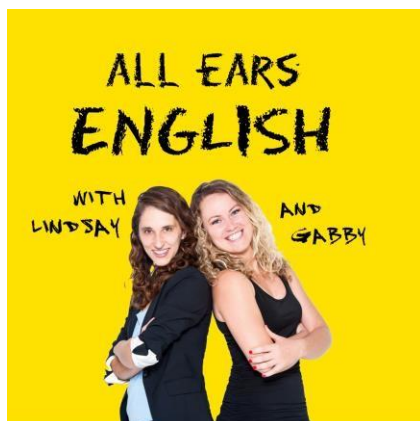
**Lindsay:** If you like to put your ears into English with Lindsay and Gabby, be sure to



subscribe to the podcast audio in iTunes for free on your computer or on your smartphone. Thanks for listening to the All Ears English Podcast. See you next time.

---

## AEE Episode 72: How Your English Investment Is Safer than Your Wall Street Investment



**Lindsay:** This is an All Ears English Podcast, Wisdom Wednesday: Episode 72, “How Your English Investment is Safer than Your Wall Street Investment.”

### [Instrumental]

**Gabby:** Welcome to the All Ears English Podcast, where you’ll finally get real, native English conversation. Now here are your hosts, Lindsay McMahon, the ‘English Adventurer’ and Gabby Wallace, the ‘Language Angel,’ coming to you from Boston, Massachusetts, USA.

**Lindsay:** In today’s episode, you’ll learn a hot investment tip.





**[Instrumental]**

**Gabby:** Hey.

**Lindsay:** Hey Gabby.

**Gabby:** Hey Lindsay. What's up?

**Lindsay:** How you doing today?

**Gabby:** I'm good. How are you?

**Lindsay:** Good. I have a question for you.

**Gabby:** Okay.

**Lindsay:** So do you (uh) invest in the stock market? Do you put your money in the Dow Jones or the NASDAQ?

**Gabby:** Well, when I have some money to spare, yeah.

**Lindsay:** All right.

**Gabby:** But it has to be money that I'm okay with losing.

**Lindsay:** Yeah, absolutely. You have to be ready to play the game and run the risk.

**Lindsay:** Yeah because there's no guarantee that the money you put into the stock market will come back to you.

**Lindsay:** Definitely. Definitely. What do you think is – so what do you think is a good way to make sure that the money is more likely to come back to you. (I mean) is there any way you can sort of protect yourself against risk?

**Gabby:** (Um), not really. You can't ever be, (you know), risk-free, but (you know), there's (there are) general rules like don't put your eggs all in one basket, meaning to...

**Lindsay:** Right.



**Gabby:** ...diversify your investments.

**Lindsay:** Yeah.

**Gabby:** (Um), so yeah.

**Lindsay:** Diversify.

**Gabby:** (I mean) that's one...

**Lindsay:** Yeah.

**Gabby:** ...one big rule, yeah.

**Lindsay:** Yeah, (I mean) my mom is really into investing.

**Gabby:** Oh yeah.

**Lindsay:** And one thing – I hope I get these terms right. We are not financial analysts and we're not giving financial advice, just so you know, but she talks about dollar cost averaging...

**Gabby:** Oh.

**Lindsay:** ...which I think means that you continue to make a set investment at the same time every month, every week.

**Gabby:** Oh right.

**Lindsay:** So then you spread your risk out so that you're not just taking money out when things go down and putting it back in when things go up.

**Gabby:** Right. And that would probably be an easy way to invest if you don't want to watch the market closely.

**Lindsay:** Yeah. And it seems like this could also– this technique could also work for English learners.



**Gabby:** (You know), that's what we were talking about and I think it's interesting- the comparison we can draw between investing your money versus investing your time in learning a language like English. (Um) I've been learning Arabic. And I just started, but my class meets four out of five days a week, so little by little, an hour every day, I'm investing my time and my effort in Arabic language skills.

**Lindsay:** Yeah. I like that. You're not trying to just dump all of your money...

**Gabby:** Right.

**Lindsay:** ...or your time into this game, but you're doing it regularly.

**Gabby:** Yeah. And I think that, (you know), over the long term, that investment will pay off. (Um) what I mean is that, (you know), it takes some time to digest language and really internalize it and be able to use it. So I feel like I'll learn more by doing, (you know), an hour every day, versus, let's say the total of those hours over the semester, all in one day.

**Lindsay:** Yeah. I think that's a really good (um), good strategy? Have you seen any improvements?

**Gabby:** Yeah. (I mean), I've learned some phrases. (Um), yeah, I mean it's really in the beginning. We just started meeting last week, but yeah, definitely, and so...

**Lindsay:** Cool.

**Gabby:** Yeah, I look forward to going every day and like investing a little bit more each time.

**Lindsay:** So you're (like) -- you're learning like a Wall Street investor. (I mean) you're learning English like an investor.



**Gabby:** Yeah, but you know what's even better about investing your time in language learning is that that's something that no one can take away from you.

**Lindsay:** Oh good one. I like that.

**Gabby:** (You know), the stock market can go down...

**Lindsay:** Yeah.

**Gabby:** ...but (um) most likely, you're not going to forget everything you learned...

**Lindsay:** If you keep practicing.

**Gabby:** If you keep practicing. Yeah, yeah. So I mean your language education is always there. That's not something that anyone can (um) steal or, or scheme away from you.

**Lindsay:** Very true. Very true. Great advice.

**Gabby:** Oh, thanks. Yeah. (I mean) it's a good comparison to think about not only investing your money, but investing your time in language learning.

**Lindsay:** All right. So good luck guys.

**Gabby:** Yeah, it'll come back to you.

**[Instrumental]**

**Lindsay:** If you wanna (want to) learn four ways to win with English, come to our website and join our email group and we will send you a special audio message that shares our four All Ears English strategies for learning English and winning at English. That's [allearsenglish.com/win](http://allearsenglish.com/win). w-i-n.

**[Instrumental]**

**Lindsay:** If you like to put your ears into English with Lindsay and Gabby, be sure to

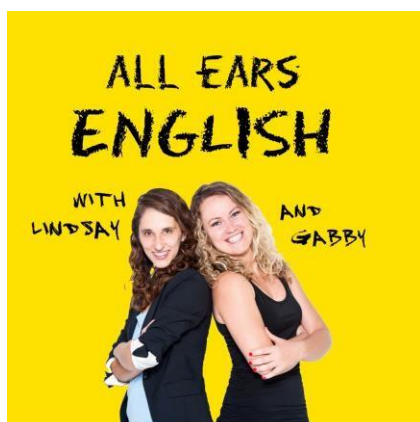


subscribe to the podcast audio in iTunes for free on your computer or on your smartphone. Thanks for listening to the All Ears English Podcast. See you next time.



---

## AEE Episode 73: How the All Ears English Podcast Almost Failed



**Lindsay:** This is an All Ears English Podcast, Episode 73: “How the All Ears English Podcast Almost Failed.”

**[Instrumental]**

**Gabby:** Welcome to the All Ears English Podcast, where you’ll finally get real, native English conversation. Now here are your hosts, Lindsay McMahon, the ‘English Adventurer’ and Gabby Wallace, the ‘Language Angel,’ coming to you from Boston, Massachusetts, USA.

In this episode, learn the secret story of how All Ears English almost failed and what this means to you and how you can apply our learnings to your English improvement.

**[Instrumental]**

**Gabby:** Hi Lindsay.



**Lindsay:** Hey Gabby. What's going on with you today?

**Gabby:** Not much. But I'm super excited. We have a great review. I just want to share with you guys. It's from kskosm. And he says "Very helpful for improving English listening and speaking ability. Thank you." Well thank you for the review.

**Lindsay:** Yeah, we really appreciate those reviews guys. And the reviews really help the All Ears English podcast to kind of move up in the rankings, so we can provide a better podcast for you. So please if you haven't done that yet, go ahead and leave us a review. Tell us what you think.

**Gabby:** Yeah. Cool. So today we're talking about tenacity and how the All Ears English podcast almost failed.

**Lindsay:** Almost never existed actually.

**Gabby:** Can you imagine?

**Lindsay:** (I mean what) would life be without this podcast.

**Gabby:** Yeah, but (I mean) we're at a million downloads.

**Lindsay:** Yeah, that's incredible.

**Gabby:** So, yeah, we wanna (want to) share the story of how we almost never happened.

**Lindsay:** And how we actually did end up happening.

**Gabby:** Yes. And how you can apply that to your English learning.

**Lindsay:** What that actually means for you.

**Gabby:** Yeah. So we have a quote that we want to start off with from Amelia Earhart, the famous aviator. It's (um): "The most difficult thing is the decision to act. The rest is merely tenacity."



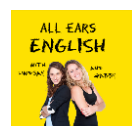
**Lindsay:** What is tenacity?

**Gabby:** To keep going, to continue.

**Lindsay:** Yeah.

**Gabby:** To not give up.

**Lindsay:** To dig in.





**Gabby:**

Yeah. Keep going.

**Lindsay:** To have grit.

**Gabby:** Yes. Oh, great phrase.

**Lindsay:** Grit. That's a great word.

**Gabby:** Yeah.

**Lindsay:** We'll talk about that in another episode.

**Gabby:**

Yeah. Sounds good. Well, so we were talking about how this happened with our podcast, right, because Lindsay and I, well we got together and we were talking about how we could combine our ideas and, (you know), how to work together and we're both English teachers and we're both pretty ambitious and we like to create things. And thinking "Oh, what can we do?" So, yeah, one day, (you know), I think you asked me if I would be interested in a podcast.

**Lindsay:** Right. And you said "Yeah, definitely."

**Gabby:** Totally.

**Lindsay:** So we met. We had a coffee and we got really excited, got a lot of ideas on the napkin, and...

**Gabby:** Yeah.

**Lindsay:** ...(you know) the – as they usually say.

**Gabby:**

Yeah, yeah. So we decided to do it. We decided to act and to create a podcast, but then we actually had to do it.



**Gabby:**

**Lindsay:** We actually had to do it and, and (you know), we got some pieces of equipment in the beginning and then we realized it was actually harder than we thought.

**Grabby:** Way harder.

**Lindsay:** We ran into some problems.  
The planning, and the, (you know), implementation and just figuring out how to do everything was (like) really much harder...

**Lindsay:** Really tough.

**Gabby:** ...than we thought.

**Lindsay:** We didn't know anything about audio.

**Gabby:** Nothing.

**Lindsay:** We didn't know anything about editing podcasts.

**Gabby:** Right.

**Lindsay:** (Um) we didn't know how we were going to structure the show. We didn't know what to focus on.

**Gabby:** Everything was new to us.

**Lindsay:** So all we had was the decision that we had made.

**Gabby:** Right. And a few times we had (um) technical issues, like, (you know) the audio didn't sound good. And we thought, "Oh, we have no idea how to fix this. So what are we gonna (going to) do?" And I think...



**Gabby:**

**Lindsay:** We spent an entire day recording – we spent eight hours in the last weekend of summer...

**Gabby:** Yeah.

**Lindsay:** ...the last beautiful weekend recording episodes that we eventually had to throw out.

**Gabby:** Yeah, out.

**Lindsay:** Completely wasted. Complete waste of a day.

**Gabby:** Yeah. So I think that was (like) the lowest moment when we were just thinking, “Oh my goodness. Is this worth it? Can we do it?”

**Lindsay:** Yeah.  
“Can we pull through?” But we did.

**Lindsay:** We did. So we had all those moments where we had to decide if we were going to be, (you know), if we were going to be tenacious and keep going.

**Gabby:** Right.

**Lindsay:** And we did and now, (you know), we’re so happy to be here and we’re so happy to have you guys here listening to this podcast.

**Gabby:** Yeah, I would say it took us over a month to really get started, (like) from the time we made the decision to actually (um) having an episode in iTunes.

**Lindsay:** A couple of months.

**Gabby:** A couple of months.



**Gabby:**

**Lindsay:** It was a couple of months 'cause (because) we also had to stop for another reason.

**Gabby:** Right.

**Lindsay:** And, yes. So what does this mean for our listeners? For their English?

**Gabby:** Well you can connect this to your English learning because it's easy to decide to learn English, right? You can say "Yes, I'm going to learn English. I'm going to improve my English, I'm going to be fluent," (um) but the most difficult thing is (um) -- well it's tenacity -- it's a little different from the quote that we read, but I think I actually disagree with Amelia Earhart, I guess. (Uh) now that I look at the quote again, she says "The most difficult thing is the decision to act," but I think it's the opposite. I think it's easy to decide and then the difficult part is to follow through.

**Lindsay:** (Mm). Follow through is so important.

**Gabby:** Yeah.

**Lindsay:** And once you've got (sort of) a routine going, it gets easier.

**Gabby:** Yeah.



**Lindsay:** Right. So for us it's gotten a lot easier.

**Gabby:** Yeah.

**Lindsay:** So you need to make the decision to improve your English and then decide, get yourself into a habit. What are you going to do every day? And – yeah.

**Gabby:** Yeah and if you have some setbacks like we did, (you know), don't give up. Just think of another way around it. And, (you know), I have to say one of the reasons why we've gotten through the setbacks is because we're working together as a team. Right?

**Lindsay:** I'm sure I would've quit by now if I were working by myself.

**Gaby:** Yeah, me too. Me too. But (um), just knowing that someone else is out there and working on it together with you, it, it really helps so, (you know), maybe you can apply that to your English too and study with a buddy.

**Lindsay:** Definitely. Get into a study group – people who will hold you accountable, people who won't let you quit because if you're quitting, you're quitting on them...

**Gabby:** Yeah.

**Lindsay:** ...and yourself, right?

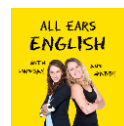
**Gabby:** Yeah.

**[Instrumental]**

**Gabby:** If you wanna (want to) learn four ways to win with English, come to our website and join our email group and we will send you a special audio message that shares our four All Ears English strategies for learning English and winning at English. That's [allearsenglish.com/win](http://allearsenglish.com/win). (w-i-n.)

**[Instrumental]**

**Lindsay:** If you like to put your ears into English with Lindsay and Gabby, be sure to

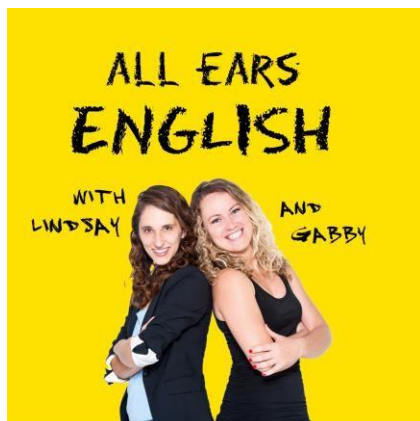


subscribe to the podcast audio in iTunes for free on your computer or on your smartphone. Thanks for listening to the All Ears English Podcast. See you next time.



---

## AEE Episode 74: Arguing in English- Passion vs. Strengths in Your Career Choice



**Lindsay:** This is an All Ears English Podcast, Episode 74, Meeting Monday: “Passion vs. Strengths in Your Career Choice: Arguing in English.”

### [Instrumental]

**Gabby:** Welcome to the All Ears English Podcast, where you’ll finally get real, native English conversation. Now here are your hosts, Lindsay McMahon, the ‘English Adventurer’ and Gabby Wallace, the ‘Language Angel,’ coming to you from Boston, Massachusetts, USA.

**Lindsay:** In today’s episode, learn how to have a friendly argument in English about an exciting and meaningful topic. And if you’re interested in leaving us a comment or asking a question, please go to [allearsenglish.com](http://allearsenglish.com) and look for the orange bar that comes out on the home page on the right side. Click on that and please go ahead and leave a message. We want to hear your voice. We want to hear your questions. Talk to you soon. **[Instrumental]**



**Gabby:** Hey. Good afternoon Lindsay.

**Lindsay:** Good afternoon Gabby. How are you?

**Gabby:** I'm good. How are you?

**Lindsay:** I'm super excited.

**Gabby:** Why?

**Lindsay:** Because today's topic is something I think about all the time.

**Gabby:** Yeah- passion, and strengths, and your career. I think, (you know), we spend a lot of time thinking about our careers.

**Lindsay:** Definitely. It's something that everyone should think about because imagine how many hours of your life you spend at work.

**Gabby:** Yeah.

**Lindsay:** You gotta (got to) be doing something that works for you.

**Gabby:** Yeah. So I know you guys, our listeners, you spend a lot of time thinking about your career and even how English can help you in your career, (um), but we're not even talking about English in your career today. We're actually going to be debating what's more important, passion or strengths.

**Lindsay:** Yeah. We're gonna (going to) have a little friendly argument here (um) and so. All right. So when you're choosing a career, Gabby, what do you think is more important? Should you choose the thing that you love or should you choose the thing that you're naturally talented in?

**Gabby:** I think you have to choose the thing that you love. You choose the job that you're passionate about because you will have more motivation and energy to follow that career path.





**Lindsay:** (Mm). (I mean) I see what you mean. I see your point; (it) makes sense. But I don't know. (You know), this summer I actually took this assessment and I always talk about this, (um), and it's called the Strengths Finder 2.0 and I really recommend that to you guys.

**Gabby:** How nice?

**Lindsay:** I took an assessment –if you take this assessment you get your top five strengths and those are things that you're so good at, naturally good at that nobody else does as well as you and you don't realize that you're good at them because they come so naturally to you. Okay.

**Gabby:** Oh, interesting.

**Lindsay:** (Um) so for example for me, one of my strengths is helping other people develop themselves and that's why I'm in teaching.

**Gabby:** Right.

**Lindsay:** (Um) so I think you should choose a career based on how many of those strengths you can actually use.

**Gabby:** Okay. Well my question would be are you going to be happy if you don't pursue your passion, but you pursue something that you're strong in? (Um), okay, I was just listening to another podcast, (um) "Entrepreneur on Fire" and I listened to this episode, it was episode 344 and it was an interview with Bill Brown, the Classy Chocolate Man. I just thought it was interesting because Bill said that it took him a long time to understand what this strength and his passion were, (um), or what he really wanted to do, but finally, (you know), after a few decades of, (you know), working in offices and things like that, he started making chocolate as a hobby and everyone just loved his chocolates and (um) so he decided to become a chocolate maker and now he sells these great designer chocolates, and...

**Lindsay:** Yeah.



**Gabby:** ...(you know), my understanding is that he's doing pretty well and he's really happy 'cause (because) it's his passion.

**Lindsay:** Yeah, I guess so. But (I mean) -- so maybe in his case, it's actually his passion and it's also his strength.

**Gabby:** Interesting point. Yeah.

**Lindsay:** (You know). Because what about this? What about this movie (uh) "Rudy"? Have you seen the movie?

**Gabby:** Yes.

**Lindsay:** It's crazy because it really highlights the narrative in American culture and our narrative is: choose something you really want to do, choose a passion, put your mind to it, and just work your butt off...

**Gabby:** Right.

**Lindsay:** ...and accomplish that goal. But maybe that's not the smartest decision because Rudy wasn't a very good football player even though he worked ten times harder than everyone else on the team.

**Gabby:** Right.

**Lindsay:** So he went from being a terrible football player to a mediocre football player. What I'm arguing here is that when you're using your strengths in your job, in the career you choose, you can go from being an above average football player or chocolate maker to an exceptional chocolate maker making a lot of money, being fulfilled and doing what you want.

**Gabby:** That's a really good point. (Um), I, I have to agree that you have to have a little of both. (Um) I'm not sure though, that if you're really good at something, if you have a strength, but you have no passion or no interest in that area, (um), I don't know if you'd be so good at it, but (um), but that's another point actually, passion versus interest. And I was just listening to another pod, podcast...



**Lindsay:** You listen to a lot of podcasts.

**Gabby:** Yeah. (Um) this one was (uh) Pat Flynn's "Smart Passive Income" and (um) he mentioned, (you know), that you don't have to be passionate about something to be good at it, but you do need to have interest in it. So, so maybe there's some middle ground between our...

**Lindsay:** Yeah.

**Gabby:** ...our opinions here.

**Lindsay:** Yeah, it's true. (I mean) there might be a situation where someone, (you know), has math skills, right?

**Gabby:** Yeah.

**Lindsay:** (Um) and so maybe they become an accountant. So they're really good at it, but they actually hate it. So I agree with you in that sense that they necessarily – shouldn't necessarily go into something just because they're good at it. But I think many times what we're good at is also something that fulfills us.

**Gaby;** Yes.

**Lindsay:** (You know), when we're able to use those strengths, it actually feels like we're not working.

**Gabby:** Yes, I completely agree. Right? And that's the idea of "flow," right. I've been reading about this...

**Lindsay:** Exactly.

**Gabby:** ...where you just follow what you're good at and you, you feel like you're not working, like you said it's (like) "Really, I could get paid for this?" 'cause (because) it just feels so natural, (you know).

**Lindsay:** Yeah, so I think people shouldn't stop looking for that thing.



**Gabby:** (Um), I agree. So I think, (you know), we've come to kind of an agreement. I, I do agree that you need to have strengths (um), (you know), but you also have to be interested.

**Lindsay:** Yeah. So you have to find that intersection of your strength, your unique strengths -- I guess we could call them gifts even.

**Gabby:** Oh yeah.

**Lindsay:** Your unique gifts and your passion, what you're excited about, what gets you fired up.

**Gabby:** Yeah.

**Lindsay:** Yeah.

**Gabby:** I agree.

**Lindsay:** Awesome. Interesting argument.

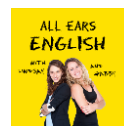
**Gabby:** Yeah.

**Lindsay:** Thanks for chatting with me today or arguing.

**Gabby:** Yeah, my pleasure.

### [Instrumental]

**Lindsay:** If you like to put your ears into English with Lindsay and Gabby, be sure to subscribe to the podcast audio in iTunes for free on your computer or on your smartphone. Thanks for listening to the All Ears English Podcast. See you next time.



---

## AEE Episode 75: How to Show Respect While You Argue in English



**Lindsay:** This is an All Ears English Podcast, Episode 75, Teaching Tuesday: “How to Show Respect While You Argue in English.”

**[Instrumental]**

**Gabby:** Welcome to the All Ears English Podcast, where you’ll finally get real, native English conversation. Now here are your hosts, Lindsay McMahon, the ‘English Adventurer’ and Gabby Wallace, the ‘Language Angel,’ coming to you from Boston, Massachusetts, USA.

**Lindsay:** Today you’ll learn four English phrases to bring to your next friendly argument.

**[Instrumental]**

**Gabby:** Hey Lindsay. How’s it going?

**Lindsay:** Hey Gabby. I’m doing well.



- Gabby:** Great.
- Lindsay:** Yeah.
- Gabby:** So today we're going to reflect on our conversation, our argument.
- Lindsay:** That was fun.
- Gabby:** [making cat like noises]. Argument noises there.
- Lindsay:** I know. After the episode, you (like) attacked me. It was crazy. I couldn't believe that.
- Gabby:** Yeah, things got a little crazy, but thanks to our tactical and respectable, respectful (uh) English skills, we were able to (um) come to some middle ground which is one of our phrases for you today.
- Lindsay:** Yeah. Why don't we go ahead and teach that phrase.
- Gabby:** Take it away.
- Lindsay:** So what do you mean when you say "middle ground"?
- Gabby:** Well, I said it in the conversation, "Maybe there's some middle ground." So by middle ground, I mean somewhere we agree because my opinion is way over on the right and your opinion is way over on the left. But there has to be some middle ground, somewhere in the middle that we could meet.
- Lindsay:** Yeah, exactly. So you could say "come to a consensus also."
- Gabby:** Yeah.
- Lindsay:** A little bit of that, right?
- Gabby:** Maybe look for some, some points in common or some shared opinions.
- Lindsay:** Yeah, exactly.



**Gabby:** Something we can compromise on.

**Lindsay:** (Um-hm).

**Gabby:** Cool.

**Lindsay:** And then we used the phrase – I, I said this, I said (um), “(I mean) I see what you mean.”

**Gabby:** (Uh-huh).

**Lindsay:** So what is going on here? I used the word ‘mean’ twice.

**Gabby:** (Uh), okay. So I think when you say “I mean,” it’s kind of a filler, or it’s a hedge to soften your statement and then when you said, “I see what you mean,” you’re offering a concession, (you know), you’re showing not, not that you agree with me necessarily, but that you understand what I’m saying and that you respect what I’m saying.

**Lindsay:** Exactly.

**Gabby:** So I imagine that maybe after this, you (um) might have shared an opinion of yours that was a little different.

**Lindsay:** Definitely.

**Gabby:** ‘Cause (because) sometimes we follow this with ‘however’ or a ‘but.’

**Lindsay:** Right. Right.

**Gabby:** “I see what you mean, ‘but’ ...”

**Lindsay:** I probably did do that. So this is a good way to prepare the person you’re speaking with for a contradicting opinion.

**Gabby:** Yeah, show that, (you know), you understand and you respect them, but you have a different opinion.

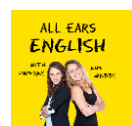


- Lindsay:** Definitely.
- Gabby:** So after that, (um) we said “makes sense.”
- Lindsay:** (Uh-hm). And when I said this, I took off “it”, right? So I dropped the subject there.
- Gabby:** Easy way to shorten it.
- Lindsay:** (It) happens a lot when we speak English naturally.
- Gabby:** Yeah.
- Lindsay:** (Mm-hm).
- Gabby:** (Um) so “makes sense” is another way to show that you’re listening, you understand and you respect the person who’s talking, but it might be used as a way to introduce your different opinion, (like) your opposite opinion from the person you’re talking to.
- Lindsay:** Right, so it could be again, make sense, but...
- Gabby:** Right.
- Lindsay:** ...or however.
- Gabby:** Still arguing right?
- Lindsay:** (Mm-hm).
- Gabby:** (Um) (I mean) it could be a way where you, you introduce that you’re agreeing with the person, but we use it in a way to soften an argument.
- Lindsay:** Yeah, that’s what we’re doing here, we’re softening the argument.
- Gabby:** Right. Okay, and then last, we have one more.





- Lindsay:** Yeah. So you used the expression “My question would be...” So here you’re challenging what I’m saying. And why didn’t you say, “My question is...”?
- Gabby:** Well, I could’ve said that but I was being more polite, more indirect by using the conditional, “My question *would* be...” It’s just a little (like) more polite I guess.
- Lindsay:** Yeah, I, I think of it as like...
- Gabby:** Softer.
- Lindsay:** ...you’re kind of stepping back, and you’re kind of stepping out of reality.
- Both:** Right...
- Lindsay:** ...to more of an unreal sort of situation.
- Gabby:** Let’s imagine.
- Lindsay:** Yeah.



Yeah.

**Gabby:**

**Lindsay:** “If you made that argument, my question would be...”

**Gabby:**

But if you want to sound a little bit more (uh) direct, a little bit more powerful, definitely say “My question is...”

**Lindsay:**

Definitely. You could totally do that. Maybe it just depends on the context of the argument...

**Gabby:**

Right.

**Lindsay:**

...depends on the person you’re arguing with, the topic, how passionate are you about that topic?

**Gabby:**

Right. Yeah. So little changes in the language can (uh) kind of show what you’re trying to express better.

**Lindsay:**

Yeah.

**Gabby:**

So should we repeat?

**Lindsay:**

Sure.

**Gabby:**

Cool. All right. So the first phrase “Maybe there’s some middle ground.” Okay.

**Lindsay:**

“(I mean), I see what you mean.”

**Gabby:**

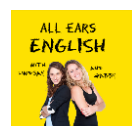
“(It) Makes sense.”

**Lindsay:**

“My question would be...”

**Gabby:**

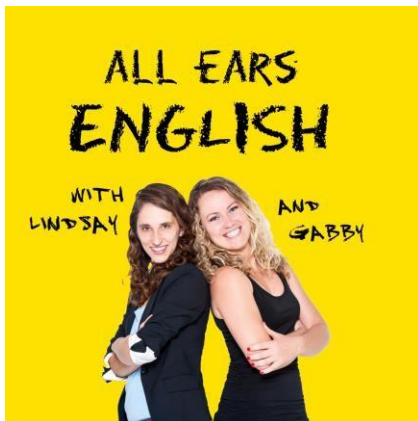
All right. Awesome.



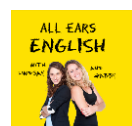
**[Instrumental]**

**Lindsay:** If you like to put your ears into English with Lindsay and Gabby, be sure to subscribe to the podcast audio in iTunes for free on your computer or on your smartphone. Thanks for listening to the All Ears English Podcast. See you next time.

---

**AEE Episode 76: Get Out of Your Head and Into Your Heart with English**

**Lindsay:** This is an All Ears English Podcast, Episode 76: “Get Out of Your Head and Into Your Heart with English.”



**Lindsay:** Yeah.

**[Instrumental]**

**Gabby:** Welcome to the All Ears English Podcast, where you'll finally get real, native English conversation. Now here are your hosts, Lindsay McMahon, the 'English Adventurer' and Gabby Wallace, the 'Language Angel,' coming to you from Boston, Massachusetts, USA.

**Lindsay:** In this episode, you'll get one specific strategy to bring your heart back into your learning and get out of your head.

**[Instrumental]**

**Gabby:** Hey Lindsay.

**Lindsay:** Hi Gabby?

**Gabby:** How's it going?

**Lindsay:** Pretty good. Pretty...pretty good. Feeling good.

**Gabby:** Great.

**Gabby:** I love our topic today, how to get out of your head, back into your heart, put some feeling into your life with English.

**Lindsay:** Yeah.

**Gabby:** So we're gonna (going to) talk about a specific way, a practical way that you can do this today. It's not just all theory and feelings and ideas...

**Lindsay:** Yeah, that's true. That's important.

**Gabby:** Practical ideas.

**Lindsay:** Yeah. So then if that's the case, let's just skip to the advice.



**Gabby:** Great.

**Lindsay:** Let's go for the practical aspect.

**Gabby:** Let's do it.

**Lindsay:** Our advice is volunteer in English.

**Gabby:** Yes.

**Lindsay:** Find an opportunity to give back to someone who needs help.

**Gabby:** Yeah.

**Lindsay:** Right.

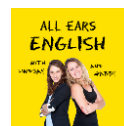
**Gabby:** The key here is to find a volunteer opportunity where you're working with people or a person. So if you're living in the United States, (um) there are several different organizations that you could contact and find out how to be an individual volunteer or maybe if you have a friend or a co-worker who would be interested in volunteering with you. It's a great way to do something social too, so kind of two-for-one.

**Lindsay:** Yeah.

**Gabby:** Make a friendship too. (Um) there's the (uh) Big Brothers, Big Sisters organization. (Uh), there's (there are) a number of different soup kitchens where if you're serving food; you interact with people.

**Lindsay:** One that I, I worked at a few years ago is called the Haley House here in Boston.

**Gabby:** Excellent.



**Lindsay:** Yeah.

**Lindsay:** And (uh), it's in the South End and they have dinner for different (um) groups of, of, of homeless people and you can go and help cook the food and serve it.

**Gabby:** There's the St. Francis House...

**Lindsay:** Okay.

**Gabby:** ...here in Boston as well. I think the key is to establish a routine where you go to the same place every week or once a month at minimum, so that you're seeing the same people repeatedly.

**Lindsay:** Yeah, and it's interesting -- (like) I just thought of this. This might not be something that you're used to doing. I think this is a big part of our culture...

**Gabby:** Right.

**Lindsay:** ...here in the US.

**Gabby:** Yeah.

**Lindsay:** It's something that often people might even put on a resume if they've done a significant amount of volunteer work. (Um) it's a part of something that people like to do.

**Gabby:** Yes.

**Lindsay:** (Um) so this would also be a great way to not only get out of your head, but also to meet, as you said, other American people.

**Gabby:** Yes. Absolutely. Well, and to build your resume.



**Gabby:** (I mean) it's kind of self-serving, but, but that's one reason why people do it.

**Lindsay:** Right.

**Gabby:** (Um), but, but actually when you start volunteering, I think you realize how rewarding it is to work with people who are in need of your help and just the fact that you're there and you're willing to listen and to do something, (like) with your time to help people, it means a lot. So (um), this is, this is something that you can do, (uh), not directly to study English, but to kind of get out of grammar and textbooks, out of your head, right?

**Lindsay:** Yeah. We spend so much time in our heads. And (you know), we've gotta (got to) do something to make your heart live.

**Gabby:** Yeah, when you start developing those relationships with your heart, then you'll naturally develop the language skills because your heart will want you to learn right?

**Lindsay:** Absolutely.

**Gabby:** So (um), I think we're gonna share some examples...

**Lindsay:** Sure.

**Gabby:** ...of volunteering.

**Lindsay:** Yeah. So I spent some time in, in Guatemala (uh) back in 2008 and I was teaching English in a, in a, in a school (um) for some, (you know), kind of a low-income community. (Um) and (you know) teaching English and helping with the kids, helping around the school and that sort of thing and I was also learning Spanish at the same time, right?



**Lindsay:** Yeah.

**Gabby:** Cool.

**Lindsay:** But what happened was, (um), it was a very different feeling than when I was studying with my tutor in Xela (Quetzaltenango). When I was Totonicapan, which is the name of the city, (um), I was there and I was just interacting with those kids and of course I was practicing Spanish, but I wasn't thinking about making a grammar mistake or becoming shy or embarrassed or nervous. No, I was just giving and I was giving and giving and at the end of the day, I felt fulfilled and I was able to learn and become near fluent, right?

**Gabby:** Yeah, (you know), I think that's such a good point that, (you know), you were just giving and your purpose as a volunteer was to give so you, you have a reason for being in that situation, you have a clear purpose and that just means a lot, that gives you direction...

**Lindsay:** Yeah.

**Gabby:** ...for using the language and for giving back to others.

**Lindsay:** And it also gives you some perspective, (like) it's not all about you, (you know). You realize like it's very easy when you're in your house and studying with your grammar book, you can think 'The world's coming to an end because I can't pronounce this word correctly and it's all about me.' (Like) I even have a tendency to think the world is about me. We all do. We all do.

**Gabby:** Totally.

**Lindsay:** But when we're in that volunteer situation, we can say 'Okay, there's (there are) some real problems in the world and people really need me.'





**Gabby:** Yes.

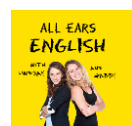
**Lindsay:** And there's so much more than just me and my grammar book.

**Gabby:** Absolutely. I agree. Awesome.

**Lindsay:** Yeah great. So please go ahead, go out and try to find a volunteer opportunity if you're here in the US or, (you know), try to, try to put your heart into English.

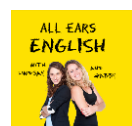
**Gabby:** Yeah.

**[Instrumental]**



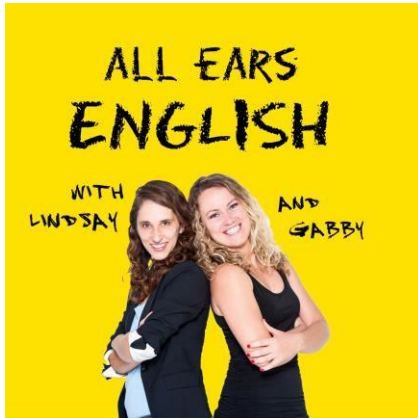
**Lindsay:**

If you like to put your ears into English with Lindsay and Gabby, be sure to subscribe to the podcast audio in iTunes for free on your computer or on your smartphone. Thanks for listening to the All Ears English Podcast. See you next time.



---

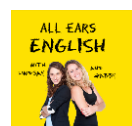
## AEE Episode 77: Find the Human Connection in Every English Conversation



**Lindsay:** This is an All Ears English Podcast, Episode 77, Deep Thoughts Thursday: “Find the Human Connection in Every English Conversation.”

**[Instrumental]**

**Gabby:** Welcome to the All Ears English Podcast, where you’ll finally get real, native English conversation. Now here are your hosts, Lindsay McMahon, the ‘English Adventurer’ and Gabby Wallace, the ‘Language Angel,’ coming to you from Boston, Massachusetts, USA.



**Lindsay:** Okay. Just a quick message for any English teachers that are listening to this podcast: (Um) Gabby and I are going to be at the TESOL (Teaching English to Speakers of Other Languages) Conference in Portland at the end of March and we'll be talking about this podcast and how we set it up. So we're really excited to connect with you and talk with you more, (um) if you're going to be at that conference, so please stop by and say "Hi."

**Gabby:** Nice. So in this episode, you're going to learn four ways to connect with people through your heart, not only through English, but to connect on a human level.

**[Instrumental]**

**Gabby:** Hey Lindsay.

**Lindsay:** Hey Gabby. How (are) you doing?

**Gabby:** I'm doing great.

**Lindsay:** Me too.

**Gabby:** I'm so happy about today's topic. This is – this is great. (Um) human connection is so important, especially in this day and age of Facebook and Twitter. And (you know) I love my social media, but...

**Lindsay:** Yeah.

**Gabby:** ...but...

**Lindsay:** But there has to be a limit. (I mean) there's a limit to what you can feel through social media. Isn't there?

**Gabby:** Yeah. You, you can't forget, (you know), you still need that human connection.



**Lindsay:** Definitely.

**Gabby:** You have to connect with people on a human level. So what do we mean by this? (I mean) we're gonna (going to) explain a little bit. You have a great quote today.

**Lindsay:** We have a good quote today. So I'm gonna (going to) go ahead and read the quote and then we'll talk a little bit about what this means for you guys and how you can use this strategy. So here's the quote. This is by Maya Angelou. "I've learned that people will forget what you said, people will forget what you did, but people will never forget how you made them feel." Wow.

**Gabby:** Yeah. That's wonderful. This is a favorite of mine. So, what does this mean?

**Lindsay:** Yeah. So in terms of, for English learners, what I think this means is that, (you know), if you're in a conversation and you realize that you're making a ton of mistakes or you're not pronouncing something right...

**Gabby:** Yeah.

**Lindsay:** ...you know what, that actually doesn't matter as much as you think it is, it does. What matters is the atmosphere that you create around you or between you and that other person or those people or the feeling that you project.

**Gabby:** Yeah. Maybe the, the essence...

**Lindsay:** Yeah.



**Gabby:**

...or the, the feeling behind what you're trying to communicate is more important than the words that you use sometimes. (I mean) of course the words we use are important, but I think our point here is that if you make a grammar mistake or you forget an article, (you know) most people are not going to judge you on that. They're not really noticing whether you forgot an article or, (you know), you're speaking in the correct tense. Yeah, it's important and it's good to do that, but the real important thing to make a human connection, not for your TOEFL test, but to make a human connection...

**Lindsay:**

Yeah, we're not talking about TOEFL exams here.

**Gabby:**

...is to find (um) how you can make someone feel good. Right?

**Lindsay:**

Yeah. Exactly.

**Gabby:**

So how do you do that? (Like)...?

**Lindsay:**

Yeah, (you know), it's -- I think of it more in the sense of (like) different English learners that I've met, (you know), or that I've interacted with, and the way they're able to just make a connection with me...

**Gabby:**

Yeah.

**Lindsay:**

...and they know they're making mistakes, but they're fun to hang out with. We have a good time...

**Gabby:**

Yeah.

**Lindsay:**

...they laugh a lot maybe, smile.



**Gabby:** Yah. I work with, (you know), a lot of (um), now a lot more beginner English (um), English speakers, who, (you know), come over to study here at the university and their English is okay, but what really, (you know), what really warms my heart is their smiles.

**Lindsay:** Yeah.

**Gabby:** And (you know), I, I can connect with them through, (you know), eye contact and the smile, and (um), (you know), just little things like that.

**Lindsay:** Yeah. (I mean) the mirror neurons, right, as humans we're wired when we see a smile, we feel what you're feeling and when we see that you're sad, we also feel that to some extent. That's why when we watch a movie and we see something sad happening, we feel the sadness or the fear. (Um) so if you're actually focusing on what you're doing wrong, you're going to make that person also freeze up.

**Gabby:** Yeah. That's a good point. So if you -- I think if you do two things, (you know), well besides (um) smiling and eye contact, those are already two points that were mentioned, there's, there's two other things: be thoughtful, try to put yourself in the other person's shoes and think about how you could make them feel, (you know), appreciated or comfortable, (um), and then, (you know), (um) the other thing -- I forgot what the other thing I was going to say was.

**Lindsay:** Yeah, well it was just -- did you want to go?

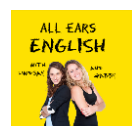
**Gabby:** No, no. Go ahead. I'll think of it.



**Lindsay:** Well, no, just to extend on (uh) what you just said, (um) to -- trying to put yourself in the other person's shoes. If you're feeling awkward, just ask the person about themselves...

**Gabby:** Oh, that's what I was going to say. You took my line.

**Lindsay:** Perfect.





**Gabby:**

**Lindsay:**

**Gabby:**

That's awesome. Yes. Thank you. Okay. Perfect.

That's always an antidote for feeling awkward isn't it?

Totally. No totally, but that's, that's exactly a strategy that I use is (like) ask a question right. Get the other person to talk about themselves. Everyone likes to talk about themselves.

**Lindsay:** Exactly. Exactly.

**Gabby:** Or to feel like you care about them.

**Lindsay:** Yeah, and you'll be – ironically, I think this might be a quote by Dale Carnegie, maybe, I might be quoting incorrectly, but let's just say this is a famous quote: "You'll be the most interesting person in the room if you're interested in everyone else."

**Gabby:** Absolutely.

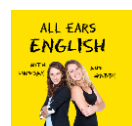
**Lindsay:** Okay.

**Gabby:** I totally agree.

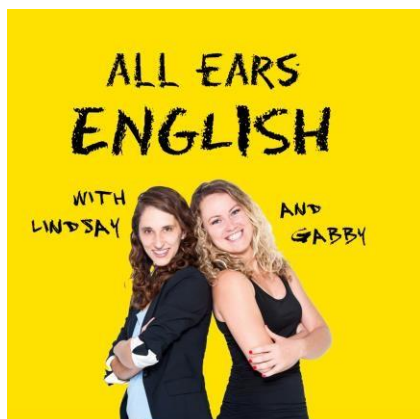
**Lindsay:** So go ahead out there and try to find that human connection guys.

**[Instrumental]**

**Lindsay:** If you like to put your ears into English with Lindsay and Gabby, be sure to subscribe to the podcast audio in iTunes for free on your computer or on your smartphone. Thanks for listening to the All Ears English Podcast. See you next time.



## AEE Episode 78: What Is St. Patrick's Day? Learn to Spot an Irish Person in Boston and New York



**Lindsay:** This is an All Ears English Podcast, Episode 78: “What Is St. Patrick’s Day: Learn to Spot an Irish Person in Boston and New York.”

**[Instrumental]**

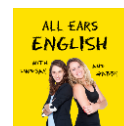
**Gabby:** Welcome to the All Ears English Podcast, where you’ll finally get real, native English conversation with your hosts, Lindsay McMahon, the ‘English Adventurer’ and Gabby Wallace, the ‘Language Angel,’ from Boston, USA.

**Lindsay:** In this bonus Friday episode, we’re gonna (going to) talk about why we celebrate St. Patrick’s Day here in the US and what you can do to really enjoy the day.

**[Instrumental]**

**Lindsay:** Hey Gabby.

**Gabby:** Hey Lindsay. How’s it going?



**Gabby:**

**Lindsay:**

**Gabby:**

**Lindsay:** What's happening?

Not much. Did you know that Monday, the 17<sup>th</sup>, is a special holiday?

Really? What's happening?

Well not like a holiday where there's no work or no school.

**Lindsay:** (Aw) man.

**Gabby:** But it's a fun, cultural holiday, St. Patrick's Day.

**Lindsay:** St. Patty's (Patrick's) Day. All right.

**Gabby:** Yeah. St. Patty's (Patrick's) Day. So here in Boston and in New York, (uh), it's a big deal culturally. Why, why do people like to celebrate it so much here?

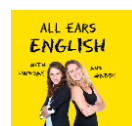
**Lindsay:** Yeah. (I mean) just – we have a lot of people with an Irish heritage here in the US, right?

**Gabby:** Yeah.

**Lindsay:** Especially in Massachusetts. So there's about 23% of (um) people in Massachusetts have an Irish heritage. So that's interesting.

**Gabby:** Yeah. So if you guys are interested in history (um) this is because a lot of Irish people came to Boston and New York in the (like) 1800s, I'm not -- don't quote me on this but when Ireland had the potato famine (um) people, they, they immigrated here to Boston and New York (um) in pretty large numbers and, and we have some, some famous people who are Irish too. (Like) in Boston, we have the (um) John F. Kennedy tour.

**Lindsay:** Oh yeah, that's right.



- Gabby:** I went on that with some of my students.
- Lindsay:** Oh, interesting.
- Gabby:** And it actually starts at the Irish Famine Memorial downtown.
- Lindsay:** Oh. Cool, cool, cool.
- Gabby:** And then -- yeah, we learned about the Kennedy family because they are Irish.
- Lindsay:** Right.
- Gabby:** Right.
- Lindsay:** Right. Good point.
- Gabby:** Yeah. So, (um), so it's a really big (uh) event in Boston. I know there's a huge parade, so...
- Lindsay:** Really huge parade.
- Gabby:** ...if you happen to be in the US, especially if you can come to Boston or to New York...
- Lindsay:** (Mm-hm).
- Gabby:** ...go to a parade.
- Lindsay:** Definitely. And – so – and another way to kind of spot an Irish person...
- Gabby:** Yeah.
- Lindsay:** ...to know that someone's Irish or celebrating St. Patty's (Patrick's) Day, is they might be going around with green beer.
- Gabby:** Green beer. Well, yeah if, if you're in a bar.
- Lindsay:** Yeah right.



**Gabby:**

**Lindsay:**

**Gabby:**

**Gabby:** Because we can't, we can't drink on the street.

**Lindsay:** That's right.

**Gabby:** But yeah, (um), beer gets colored green.

**Lindsay:** Yes. (It) doesn't actually seem that delicious when it's green to me.

**Gabby:** I've never tried it. (Um), but yeah, (I mean) that, that's a good point. There's a lot of drinking on St. Patrick's Day. A lot of drinking of beer.

**Lindsay:** Right.  
It's -- I don't know why it's a cultural thing, but people just like to do that.

Yeah, I guess it's just a part of the culture.

Yeah. So what, what can you expect on St. Patrick's Day? Green, the color green.

**Lindsay:** Green everywhere. People will wear green.

**Gabby:** Yeah.

**Lindsay:** Green jewelry, green accessories, green shirts, green shoes.

**Gabby:** If you don't wear green, some people might pinch you. They might, (you know), grab, grab your -- how, how do you explain a pinch? They like...

**Lindsay:** Oh my god. Grab your skin and...

**Gabby:** With two fingers.

**Lindsay:** Tightly.

**Gabby:** Yeah.



**Lindsay:** And it hurts. Well I've never been pinched and I usually don't wear green.

**Gabby:** Oh, oh. Okay. Well maybe this is something from school I remember.

**Lindsay:** Maybe.

**Gabby:** So the color green comes from the four-leaf clover, which is the symbol of St. Patty's (Patrick's) Day. Also the symbol of the basketball team from Boston, the Celtics...

**Lindsay:** Yes. Good point.

**Gabby:** ...that's their logo. And (um) if you're into history, the four leaf clover symbol came from St. Patrick who was explaining the (um), the, the Catholic, the Father, Son, and the Holy Ghost. (Um) that was the clover. Clovers usually have three leaves. So the Father, Son, and the Holy Ghost from the Catholic religion, he was trying to explain this to (um), to people in Ireland. And then a four-leaf clover is just something lucky because it's very rare to find a four-leaf clover. So (I) hope that makes sense historically. That goes together. St. Patrick was (um) alive in (like) five or six hundred (um) – yeah, a long time ago. Like, like 1500 years ago.

**Lindsay:** Okay.

**Gabby:** In Ireland, so if you're a history buff, (you know), look it, look that up.

**Lindsay:** Yeah. So Boston -- just to kind of sum up -- Boston is a great place to be if you're celebrating St. Patrick's Day. And if you are here in Boston or New York and you want to really get a real flavor of American culture, now go to the parade. The parade is held in South Boston, (um), here in Boston and you'll just party with the Irish.

**Gabby:** Yeah. Totally. And if you're not in Boston or you can't make it, (um) to a parade, have a St. Patty's (Patrick's) Day party at your place or at your local bar, restaurants, or establishment, wherever, (you know). Just make sure to wear green, (um), maybe eat green foods or drinks or...



**Gabby:**

**Lindsay:**

**Gabby:**

**Lindsay:** Green baked goods or something

**Gabby:** Eat Irish food.

**Lindsay:** (Mm-hm).

**Gabby:** (Um) and I don't know, watch the Celtics.

**Lindsay:** Just take part in the, in the celebration.

**Gabby:** Yeah. Yeah. Great.

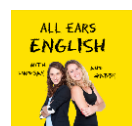
**Lindsay:** And have a good time.

**Gabby:** Yeah. Cool.

**Lindsay:** Thanks guys.

**Gabby:** Enjoy.

**[Instrumental]**



Hey Lindsay. I heard that (um) one of your students was talking about the transcripts.

**Lindsay:** Yeah. So (um) a student of mine in Spain was saying that he is really a visual learner, so he needs to not only listen to All Ears English every day, but he also needs to see the words.

**Gabby:** Yeah, that's really helpful, I think for a lot of people to read as they listen. So yeah, we wanted to remind you that we have the transcripts available at our website, [www.allearsenglish.com/conversations](http://www.allearsenglish.com/conversations). And the transcripts are just the text of what you're hearing.

**Lindsay:** Yeah, just every word that we're saying spelled out for you, so there are no secrets. You'll know exactly what you're saying, we're saying. So come on over.

**[Instrumental]**

**Lindsay:** If you want to put your ears into English more often, be sure to subscribe to our podcast in iTunes on your computer or on your smartphone. Thanks so much for listening and see you next time.

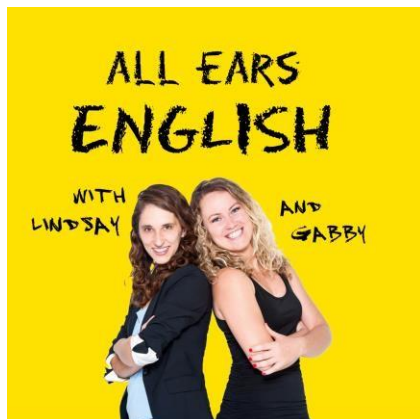
---

AEE Episode 79: What Some Americans Know about Presentations that You Don't - Interview with Carl Kwan





**Gabby:**



**Lindsay:** This is an All Ears English Podcast, Episode 79: “What Some Americans Know about Presentations That You Don’t.”

**[Instrumental]**

**Gabby:** Welcome to the All Ears English Podcast, where you’ll finally get real, native English conversation with your hosts, Lindsay McMahon, the ‘English Adventurer’ and Gabby Wallace, the ‘Language Angel,’ from Boston, USA.

**Lindsay:** Today you’ll get a double dose of All Ears English. You’ll get presentation expert Carl Kwan’s first of three tips on how to present in English.

**[Instrumental]**

**Lindsay:** Hey Gabby. How (are) you doing?

**Gabby:** I am awesome because today we have a special guest with us, Carl Kwan, presentations and video marketing expert. Carl how’s it going?

**Carl:** Very good, thank you. Thank you for having me.



Yeah. It's our pleasure.

**Lindsay:** Yeah. Thank you for coming.

**Gabby:** So (um)...

**Carl:** No problem.

**Gabby:** I, I met Carl kind of online (uh) through, through LinkedIn and I realized we had a lot in common as far as (you know), our backgrounds teaching English, and (um) (you know), working in Asia and also being interested in presentations and...

**Lindsay:** Excellent.

**Gabby:** ...technology. So yeah, (I mean) Carl does a lot of cool things. (Um) Carl would you want to introduce yourself a little bit?

**Carl:** Yeah. Sure. Okay. So my name is Carl Kwan. I am based in Seoul, South Korea. But I am originally from Vancouver, (um) Vancouver BC, Canada and although I have an Asian name, I'm not actually Korean. I was born in Hong Kong. And I moved to Canada when I was (like) three years old and that's why I sound the way I do because, (you know), I spoke English my whole life growing up. And I moved over to Korea about ten years ago. (Um) originally because my (uh) wife is Korean and I met her in Vancouver and decided "Okay well, (you know), I guess I'm not going to Taiwan after all. I'm going to probably go to Korea instead." And I came over here to teach English and because I have an MBA and a business background and I was really into presentations, (uh) when I first started working here as an English teacher, I worked mainly with, (you know), business English and then eventually kind of moved into just doing more presentations work and then at some point, I don't know how this happened, but people were asking about videos to help them with their presentation skills and I said "There really aren't any good videos out there." And so I said "How about if I just make them myself."



**Gabby:**

**Lindsay:** Awesome.

**Gabby:** Nice.

**Lindsay:** I like that attitude.

**Gaby:** Absolutely.

**Carl:** So I started to make English videos and (um) (you know) they sort of got popular to a certain, to a certain degree and now I am known as this presentations and video marketing guy...

**Lindsay:** Wow.

**Carl:** ...that does (like) voiceovers...

**Gabby:** Yeah.

**Carl:** ...and does (like) radio shows and stuff like that all over the place, so.

**Lindsay:** Oh very cool.

**Gabby:** Yeah. I would say they're pretty popular (like) (um) on YouTube, you have a lot of hits on your videos, so (I mean) congratulations on that. That's awesome.

**Carl:** Yeah. Thanks. I'm still surprised because I still remember when I first started out and my wife said to me "If you don't start (like) getting something (like) business or work from this stuff, you're going to have to stop doing it."

**Gabby:** Oh man...

**Lindsay:** She got a little strict there (huh).

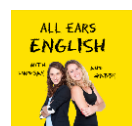


**Carl:**

She was a little strict and (uh) yeah luckily it was one of those times when I (um) (you know), did not listen, well, I probably don't listen very often, but (um) it was one of those times I really didn't want to, (you know), do what she said and (uh) (you know) she's happy about it now. She's like "Oh, I'm kind of proud of you for doing (you know) kind of well with that thing now."

**Gabby:**

Absolutely. Yeah. That's such a cool crossover that (you know) you, you've been working with people on presentations (sort of through) video, with video, and then with (um) your video marketing, (I mean) those, those are



presentations on video (uh) (you know) in video form. So it, it's such a, a need, (like) a niche that people need help with. And, (you know) (um), you guys, our listeners, (um) have asked for help with your presentations. So, (you know), we're really excited to ask Carl for his, (like) his top three tips. (Um) he's going to share with us today. So (um), so maybe we can dig right into those tips that, that you prepared for our listeners Carl.

**Lindsay:** So what, what's tip number one?

**Carl:** Yeah, sure. That sounds good.

**Gabby:** Yeah.

**Lindsay:** Yeah. What would you say would be...?

**Carl:** Yeah okay so -- well, (I mean), as far as (like) people who are ESL, (you know), your, your English is your second language, like the big thing is that number one, language is always (like) (um) a worry for people. (Um) but aside from the language factor, which I'll, which I'll mention a quick tip for, but it's really important to really know who your audience is because most of the time people tend to make presentations based on what they think they should talk about and/or they give presentations based on what their boss wants them to talk about and so a lot of times we end up with really long presentations or they don't really get to the point or they bore the audience really, really quickly...

**Lindsay:** Yeah.

**Carl:** ...because they just don't, (you know), they don't speak to the audience. So always know...

**Gabby:** Right.



**Carl:** ...exactly who your audience is and what they want to hear from you. (Uh) (you know) what is their problem, what do they want to know, (you know) who they are. It's really important to understand them.

**Gabby:** Totally.

**Carl:** And then once you have that – yeah -- and then once you have that kind of figured out, then, (you know) the next (sort of) important thing to remember is keep your language simple because people always worry “Well, this is my first English presentation,” or “(You know) I’ve given presentations in English in the past and I’ve never felt comfortable because my English is so bad.” And the thing is if you’re, if you’ve been asked to give a presentation in English, most likely you’re probably okay already in terms of your overall ability.

**Gabby:** Yeah.

**Lindsay:** Right. I would say yeah, that’s true. That’s a good point.

**Carl:** Right. Right. Probably, you’re okay already. So it’s, it’s maybe a lack of confidence. But it’s also choosing the correct language or words to use. And ideally what you want to do is use as simple and plain language and English as possible. So don’t worry about big, long sentences. Don’t worry about using big words. Just think that, (you know), there’s a ten year old child in the back of the room.

**Gabby:** Right.

**Carl:** And they have to understand what you’re talking about.

**Gabby:** Right.



**Carl:** So use language that they can understand.

**Lindsay:** Okay.

**Gabby:** Yeah, I like, I like that tip and it reminds me of the students I work with as they're applying to college because they're, they write application essays and sometimes I see them use these really, (you know), academic long words and, and I know they're trying to impress someone, but you read it and it's (like) that just doesn't, it doesn't fit...

**Lindsay:** It doesn't work.

**Gabby:** It doesn't work.

**Lindsay:** Yeah.

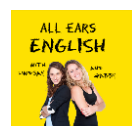
**Gabby:** Like you really just sometimes it's better to keep it simple. So I, I love that...

**Lindsay:** Yeah. Short sentences are powerful right.

**Gabby:** Yeah.

**Lindsay:** Because the power is in what you're trying to say. It's not in the fancy flowery words.

**Gabby:** Yeah.



**Carl:** Right. Right. Exactly. And I think that sort of an extension of that (um) is that (you know) when you're trying to now prepare and remember your presentation, a lot of people make the mistake of trying to memorize everything word for word.

**Both:** Oh yeah.

**Carl:** Yeah and so what happens is that, (you know), unless you're a fantastic actor, there's no way you will sound like you, (you know), did not memorize it word for word.

**Gabby:** Right.

**Carl:** And, (you know), if you happen to forget something, you're going to be in big trouble. So it's always best to, (you know), have the points down that you want to mention and then just practice it over and over again so that you're comfortable with it and also just checking that your language is very clear and simple and it's talking to your audience.

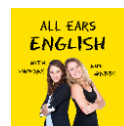
**Lindsay:** So do you use notecards to do that with (like) a bullet point on each note card or how do you actually set that up when you do a presentation?

**Carl:** Well, ideally you would – you don't have anything because...

**Lindsay:** Wow.

**Carl:** ...when you do have notecards or something like that, you're (you know), you're going to be focused on looking at your notes and a lot of times you'll end up writing everything out on your notes and just reading from the notes.

**Lindsay:** That's true.





**Gabby:** So ideally you're so prepared that you know your material, (you know), front and back and you can just talk about it.

**Carl:** Right and that's -- I think that's exactly it, is that you don't want to be talking *at* your audience. As in you don't wanna (want to) just be, (you know), having this monologue and just not having (uh) an engaging conversation with them. Ideally your presentation should almost be (like) (you know) you're just a friend who came over and you're just going to tell them about this, (you know) wonderful new thing or whatever it is you want to talk about (uh) and, and tell – I guess a very personal, (you know), engaging type of story with them instead of this (uh) lecture or something, one-way lecture or monologue with people.

**Lindsay:** Definitely.

**Gabby:** I like that. Very cool.

**[Instrumental]**

**Gabby:** There's so much great information from our interview with Carl Kwan that we've saved the last two tips for you for later today. So if you want to hear more from Carl and his great presentation tips, tune in later today.

**[Instrumental]**

**Gabby:** Hey Lindsay. I heard that (um) one of your students was talking about the transcripts.



**Lindsay:** Yeah. So (um) a student of mine in Spain was saying that he is really a visual learner, so he needs to not only listen to All Ears English every day, but he also needs to see the words.

**Gabby:** Yeah, that's really helpful, I think, for a lot of people to read as they listen. So yeah, we wanted to remind you that we have the transcripts available at our website, [www.allearsenglish.com/conversations](http://www.allearsenglish.com/conversations). And the transcripts are just the text of what you're hearing.

**Lindsay:** Yeah. Just every word that we're saying spelled out for you. So there are no secrets. You'll know exactly what you're saying, we're saying. So come on over.

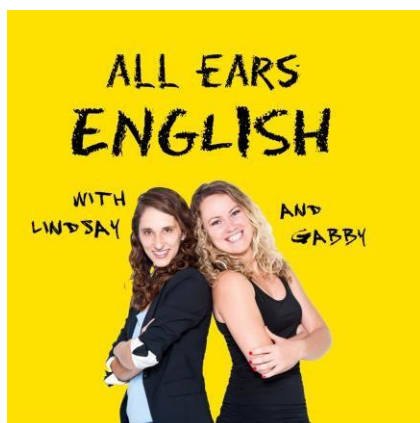
**[Instrumental]**

**Lindsay:** If you want to put your ears into English more often, be sure to subscribe to our podcast in iTunes on your computer or on your smartphone. Thanks so much for listening and see you next time.



---

## AEE Episode 80: Do You Know How to End Your Presentation in English? Interview with Carl Kwan Part 2



**Lindsay:** This is an All Ears English Podcast, Episode 80: “Do You Know How to End Your Presentation in English?”

**[Instrumental]**

**Gabby:** Welcome to the All Ears English Podcast, where you’ll finally get real, native English conversation with your hosts, Lindsay McMahon, the



'English Adventurer' and Gabby Wallace, the 'Language Angel,' from Boston, USA.

In this episode, you'll hear presentation expert, Carl Kwan's final two tips to help you end your presentation with a bang.

**[Instrumental]**

**Lindsay:** (Um) I know you had a couple of other points for us. So (um) what is it you, what is it that people should try to do when they're, when they're presenting?

**Carl:** Well, I think what you're talking about is, (you know), when they're actually up there what should they kind of, what should they talk about in terms of (um) their subject matter, so...

**Lindsay:** Yeah.

**Carl:** ...(um). Right. So I think that most of the time, they want to talk about everything. Like I said they often times prepare presentations for their boss, or, (you know), they think "Well, I have all this stuff I have to talk about, how am going to talk about all of it?"

**Gabby:** Yeah.



**Carl:**

And if you know your audience really well, what you want to do then is -- the (sort of) content of your presentation -- is figure out what exactly is, what exactly is the problem or challenge that your audience is facing and even if it's a large group and there are maybe different people there, but I think typically (um) in general, the audiences have a similar type of challenge or problem or problems possibly that they're dealing with. And so you should always structure your presentation as introducing the problem or challenge, talking about what are the consequences of not resolving that problem or challenge and then finally telling them "Well, here's how you actually fix what you're going through."

**Lindsay:**

So I really like that because it's easy to get caught in your head. As we said before, to feel self-conscious when you're focusing on yourself. But when you think about the fact that the audience does indeed have a problem that needs to be solved, I think that's fantastic, it can get you out of your head.

**Gabby:**

Just focus on how you can help other people, right?

**Lindsay:**

Exactly. Becoming a helper.

**Gabby:**

Yeah.

**Carl:**

Yeah, yeah. Exactly. And also that gives you a very easy structure to follow because it's just three parts. It's (you know), what is, (you know), tell them what is it that they're going through, the problem or challenge and then tell them "Well, if you don't solve it, this is what's going to happen." So



that'd be part number two. And then in part number three just say "Well, this is how you solve it." So, (you know), no matter what you're talking about, even if you forget something, then you'll always know 'Okay, well did I mention (you know) what the problem was? Did I talk about what the consequences are and then okay, now I've got to talk about the, the solution.' So there's always (like) this really simple structure, so it makes it easy not only to talk about during the presentation, but also just in preparing it as well.

**Gabby:** That's super cool.

**Lindsay:** That's great.

**Gabby:** I think everyone likes a formula right.

**Lindsay:** Yeah, formulas are good. Very practical, implementable.

**Gabby:** Yeah.

**Lindsay:** Okay.

**Gabby:** Yeah and so I think that brings us to your last tip. You wanted to talk about when the audience asks questions. What do we do with that?

**Carl:** Yeah, that is the, that is the biggest, scariest thing because it's unpredictable, right?

**Gabby:** Right.

**Carl:** You don't know what people are going to ask you. You have no idea. So first of all you do have to prepare in advance for the possible questions that may be asked. It's like, it's like when you go to a job interview, so you have to prepare for "Okay, what are these tough questions that people



might ask me doing the job interview?” It’s kind of that idea, (you know), when you give a presentation. And then there’s always, (you know), I think we talked earlier about how, (you know), before we got on the call we were talking about how in different cultures, people might be asking questions during the presentation (uh) if you, if you’re in a – for example, here in Korea, people will not talk at all.

**Lindsay:** Oh wow. Interesting.

**Carl:** I think it’s the same in Japan maybe, but they basically don’t talk during the presentation. So even if you were to try to engage them, often times they may not want to talk to you because they’re too shy to. Even if it’s in Korea.

**Gabby:** Yeah. Maybe it’s a sign of respect.

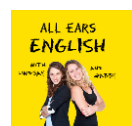
**Lindsay:** Yeah. For sure.

**Gabby:** Yeah.

**Carl:** Yeah. It’s also (like) (you know), “I don’t want to look stupid.”

**Gabby:** Right. That’s a good point. Yeah.

**Carl:** (Uh) so anyways, so a lot of times though, what you should do at the beginning of your presentation is you should establish whether you want to have questions during your presentation or whether you only want questions at the end. So you could say something like (you know), “Could you please wait until the end of the presentation before asking your



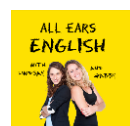
questions” or (you know) “Please feel free to ask questions during the presentation by just raising your hand, ((you know), something like that) and I’ll get you questions.” So (uh) that’s what you do as far as (you know) just setting up okay you need to, (you know), how people are going to ask questions and when you’re going to expect them. (Um) and then once you actually get to the, (you know), the question, the Q & A (question and answer) part a lot of times people will end their presentation with the Q & A (question and answer) and I say, (you know) “Do not end with the Q & A (question and answer),” and this is actually a tip from another friend of mine who’s also a fantastic presentations guy. His name is Charles Green, the third (III). He is (uh) based in Washington and he’s the presentation magician.

**Lindsay:** Whoa!

**Gabby:** That’s a great name.

**Carl:** Yeah. He’s amazing. He’s -- I think he’s better than I am. You should be talking to him really. But (um), but in any case he talks about how, (you know) you shouldn’t end a presentation with the Q & A (question and answer) because (uh) when you do you don’t really get a chance to wrap up properly and you also kind of don’t know when it’s going to stop as well with the Q & A (question and answer).

**Gabby:** Yeah.





**Carl:**

So what you want to do is once you finish your presentation, you're going to say something like "Okay, I've now covered all the topics. I just finished talking about these three things," (you know), "What kind of questions do you have?" (You know), "Do you have any questions for me?" So you'd, (you know), answer a few questions and then you would say "Okay. Great. So today I've talked about, (you know), this topic. I've covered, (you know), these three or five points and, (you know), you guys have asked questions such as this and I have talked about how, (you know), when you have this kind of a situation, the answer to do, (you know), what you should do is this." So kind of summarize a couple of the key points or things you remembered during, (you know), from the questions. They should be fresh in your mind if not just write down the question, write down, (you know), as just as a reminder so you know. And then, (you know), and then you can say, "Okay. So we've talked about all these things," so now you can give, (you know), your call-to-action. Give something to say, (you know), "(Uh) okay so after, (you know), now that we're done, (um), (you know), if you want to contact me, if you..." (you know), the first thing you should do or whatever you want for your call, (you know), call-to-action, the end (uh) you can now use it as your final, final remark.

**Gabby:**

That's super. Yeah the summary is so important at the end. (Um) because I've seen a lot of people who are just starting out (you know) with their first presentation. They'll just say "Thank you. That's it. That's all." And run



off the stage and that's a very abrupt, kind of jarring, shocking way to end (you know).

**Lindsay:** Yeah that is.

**Gabby:** It just kind of feels like "Hey, wait. Where are you going?" So if you summarize all your points and you kind of summarize those main questions or your answers rather, than we know, we just know you're done, right. (I mean) you don't have to say...

**Carl:** Right.

**Gabby:** ..."That's all."

**Lindsay:** Definitely. Definitely.

**Carl:** Right. Exactly. And the other thing is that people don't have as good of a memory as you think.

**Gabby:** Right.

**Carl:** (Uh) you might want to, (you know), you might have talked about some really great points, but often times, (you know), I think the, sort of brain and how it works and I can't remember where I read this, is that they say that people remember beginnings and endings. They don't often remember the middle of things as easily.

**Lindsay:** That makes sense.



**Carl:** So if you think about – right—so if you think about (like) movies or TV shows or whatever (uh) and stories and things like that, you'll often times remember what happened right at the beginning and you'll remember what happened at the end, but the middle part is (like) oh yeah, there's this and that, but, (you know), it's not always as clear. So it's a great way at the end of your presentation to kind of, (you know), refresh the audiences memory.

**Lindsay:** Okay.

**Gabby:** I feel like we should summarize right now.

**Lindsay:** Can you go ahead and summarize the main points?

**Carl:** Yeah. So number one, the first thing we talked about and the first tip is (uh) make sure you know your audience. Know who they are, understand what they're going through, who they are, background everything and then use as simple and plain language as possible when you're speaking to them, like you're talking to a ten year old so that they understand the presentation...

**Lindsay:** Excellent.

**Carl:** ...easily. The second thing that I mentioned was to (um)...

**Lindsay:** Solve.

**Carl:** What did I talk about..?



**Gabby:** Solve, solve a problem. Yeah.

**Carl:** Solve a problem, exactly.

**Gabby:** Yeah.

**Carl:** I have a problem now. So, (uh), so the second thing is to talk about a problem. Talk about a challenge and then offer solutions. So the threestep process. Number one, identify the problem or challenge, talk about the consequences in the second step of not solving that problem and finally the third step would be to actually give the solution. And then the final point that I mentioned, the third point I mentioned was not to have the Q & A (question and answer) as the ending of your presentation.

**Gabby:** Right.

**Carl:** Instead put it just after you (have) briefly summarized your presentation, ask -- have the audience ask their questions, and then briefly summarize your presentation again and also summarize some of the points brought up in the Q & A (question and answer) and then give your call-to-action to end your presentation.

**Gabby:** Oh that's so awesome.

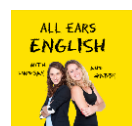
**Lindsay:** Excellent. Fantastic.

**Gabby:** So awesome. I, I learned a lot...

**Lindsay:** Me too.

**Gabby:** ...about presentations with you.

**Lindsay:** I feel like I need to go and I don't know do a few presentations now.



**Gabby:** Yeah, I, I wish that, (you know), our, our (um) interview time with you was longer...

**Lindsay:** Yeah.

**Gabby:** ...because I feel like we could learn so much and, (you know) it'd be awesome to, to have you on again if possible. (Um) but maybe you could tell our, our audience, (you know), where they can find out more about you and more about, (you know), making great presentations, and, and maybe a little bit about your video marketing. Tell us, (you know), where do you want people to find you?

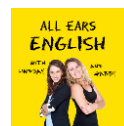
**Carl:** Well, I think the easiest place to go to, is to go to my website at [www.carlkwan.com](http://www.carlkwan.com). C-a-r-l-K-w-a-n.com and then you can also go to YouTube and just search for my name there or just search for presentations and hopefully, (you know), you'll find something there. (Uh), most everything that I have is on YouTube and then if you want to know more about who I am and what I do on a regular basis, you can always look me up on Instagram and my Instagram...

**Lindsay:** Cool.

**Carl:** ...handle is (uh)...

**Lindsay:** Oh interesting. You use Instagram.

**Carl:** ...Carlkwan. Yeah, I'm on Instagram.



**Lindsay:** Okay.

**Gabby:** Awesome.

**Carl:** Well, thank you so much for coming on today Carl. This has been great. I've learned a ton. I hope our listeners have learned a ton.

**Gabby:** Yeah, me too.

**Carl:** Thank you for having me. Be happy to, happy to do that for you.

**Gabby:** Cool.

**Lindsay:** Thanks a lot. Have a good day.

**Gabby:** Talk to you later.

**Carl:** Thanks you too.

**[Instrumental]**

**Gabby:** Hey Lindsay. I heard that (um) one of your students was talking about the transcripts.

**Lindsay:** Yeah. So (um) a student of mine in Spain was saying that he is really a visual learner, so he needs to not only listen to All Ears English every day, but he also needs to see the words.

**Gabby:** Yeah, that's really helpful, I think, for a lot of people to read as they listen. So yeah, we wanted to remind you that we have the transcripts available at our website, [www.allearsenglish.com/conversations](http://www.allearsenglish.com/conversations). And the transcripts are just the text of what you're hearing.

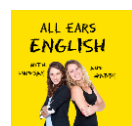
**Lindsay:** Yeah. Just every word that we're saying spelled out for you. So there are



no secrets. You'll know exactly what you're saying, we're saying. So come on over.

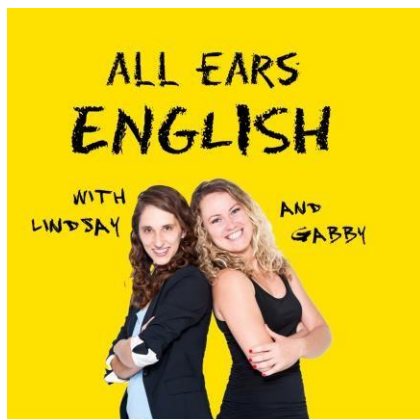
**[Instrumental]**

**Lindsay:** If you want to put your ears into English more often, be sure to subscribe to our podcast in iTunes on your computer or on your smartphone. Thanks so much for listening and see you next time.



---

## AEE Episode 81: How to Start Your Presentation in English with Three Phrases



**Lindsay:** This is an All Ears English Podcast, Episode 81: “How to Start Your Presentation in English with Three Phrases.”

### [Instrumental]

**Gabby:** Welcome to the All Ears English Podcast, where you’ll finally get real, native English conversation with your hosts, Lindsay McMahon, the ‘English Adventurer’ and Gabby Wallace, the ‘Language Angel,’ from Boston, USA.





In this episode, you'll get three specific, practical sentences that you can use to start your presentation in English today.

**[Instrumental]**

**Gabby:** Hey Lindsay.

**Lindsay:** Hey Gabby. How are you feeling today?

**Gabby:** I'm feeling great. I'm really excited for this presentation topic. We were just talking to our friend and (uh) presentation expert, Carl Kwan on Monday.

**Lindsay:** Absolutely.

**Gabby:** Yeah, that was a great conversation.

**Lindsay:** Yeah, it's a really important topic too because we've had a few students, (um) we had, Keiko wrote in to us and asked us for some help with presentations, so we want to address that.

**Gabby:** Yeah. Great. So we're going to give you guys our three phrases that you can use to start your presentation and these are all based on Carl's advice.

**Lindsay:** Yes.

**Gabby:** So we're going to give you an example because we are actually preparing a presentation.



**Lindsay:** Which we're a little nervous about.

**Gabby:** It's for the (um) the TESOL which is Teaching English as a second language or Teaching English to Speakers of Other Languages convention (um) out in Portland, Oregon. We'll be out there at the end of March.

**Lindsay:** Yeah.

**Gabby:** So we're preparing a presentation. Our audience is other English teachers. So the first thing we want to do is to connect with our audience. So we wanna (want to) give you a practical phrase but it's kind of specific because we have to give you an example, right? So how would we connect with our audience?

**Lindsay:** Yeah. How do you connect with someone, with anyone? You just find the thing that you have in common with them and then you show that you empathize with them. So you could say something like this: "We understand that technology might be a little scary and that you're looking for a new way to reach your students."

**Gabby:** Yeah. Something like "We're teachers too. We know how you feel." Right.

**Lindsay:** Exactly.

**Gabby:** So connecting with your audience is obviously specific to your presentation, (you know). So it's difficult to give you an exact phrase, but those are two examples that we would use in our presentation. But now the second phrase that we want to give you is totally general, you could copy and paste this exactly. "What I'm going to give you today is a solution to your problem."



**Lindsay:** And this goes back to Carl's second tip, which was to solve a problem for the audience.

**Gabby;** Yeah.

**Lindsay:** And to always be thinking about what their problem is. So again, what's that phrase?

**Gabby:** "What I'm going to give you today is a solution to your problem."

**Lindsay:** Nice.

**Gabby:** Cool. And then our third sentence and this is all in the beginning of your presentation (uh) is about a question and answer. So Lindsay what would be a phrase we can use to talk about question and answer?

**Lindsay:** Yeah. So the tip here again was don't necessarily end with the question and answer, right? So what you could say is (you know) "Please hold your questions until the end" and show them how you're going to structure the presentation.

**Gabby:** Yeah. "So please hold your questions until the end" okay. And then as Carl said, after people ask questions and you give answers, you summarize the presentation. Do **not** end, by saying "That's all."

**Lindsay:** And running off the stage.



- Gabby:** Yeah. Your summary is your “that’s all”, right? You don’t need to say it again.
- Lindsay:** And the reason that we’re mentioning this also is that if you’re giving a presentation here in the US, (um) you might be more likely to get questions in the middle of the presentation.
- Gabby:** Right. Right. People will jump in so that’s why it’s important to say in the beginning of your representation, “Please hold your questions until the end.”
- Lindsay:** (Uh-huh). Perfect.
- Gabby:** Awesome. So yeah, those are three phrases (um) that you can use to begin your presentation. So for example, (uh) “You’re teachers, we’re teachers. We know it’s new and scary to use a podcast or use technology in your classroom, (uh) but, but we know how you feel.” Okay. “What we’re going to give you today is a solution to, to this problem.” And “Please hold your questions until the end.”
- Lindsay:** Okay. So those are the three or four phrases that you need to do an awesome presentation.
- Gabby:** Cool.
- [Instrumental]**
- Gabby:** Hey Lindsay. I heard that (um) one of your students was talking about the transcripts.
- Lindsay:** Yeah. So (um) a student of mine in Spain was saying that he is really a visual learner, so he needs to not only listen to All Ears English every day, but he also needs to see the words.



**Gabby:** Yeah, that's really helpful, I think, for a lot of people to read as they listen. So yeah, we wanted to remind you that we have the transcripts available at our website, [www.allearsenglish.com/conversations](http://www.allearsenglish.com/conversations). And the transcripts are just the text of what you're hearing.

**Lindsay:** Yeah. Just every word that we're saying spelled out for you. So there are no secrets. You'll know exactly what you're saying, we're saying. So come on over.

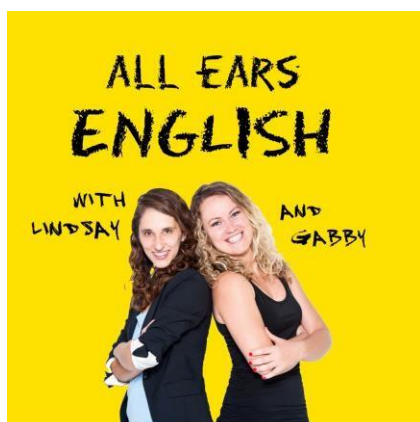
**[Instrumental]**

**Lindsay:** If you want to put your ears into English more often, be sure to subscribe to our podcast in iTunes on your computer or on your smartphone. Thanks so much for listening and see you next time.



---

## AEE Episode 82: How to Avoid Missing Out on English Opportunities



**Lindsay:** This is an All Ears English Podcast, Episode 82: “How to Avoid Missing Out on English Opportunities.”

**[Instrumental]**

**Gabby:** Welcome to the All Ears English Podcast, where you’ll finally get real, native English conversation with your hosts, Lindsay McMahon, the ‘English Adventurer’ and Gabby Wallace, the ‘Language Angel,’ from Boston, USA.

**Lindsay:** In today’s episode you’ll learn how to think about risk in a new way for English learning, international experiences, and a better life. **[Instrumental]**



**Lindsay:** Hi Gabby.

**Gabby:** Hey. Hey Lindsay.

**Lindsay:** How (are) you doing?

**Gabby:** Good. How are you?

**Lindsay:** I'm feeling great. So we just want to start off today's episode by saying a huge special thanks to Simon who is one of our listeners and friend.

**Gabby:** Yeah. Simon.

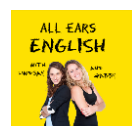
**Lindsay:** Thanks Simon.

**Gabby:** Thank you.

**Lindsay:** Also thank you to some of our iTunes reviews from Japan, kai5963, chakostar, hasano724, Akie-yama, Yoshi H, kipplejp, Fernando Forster, and a special thanks for our loyal listener, Yuko and also thank you to Keiko in Japan for a lovely voice message that you left us this week.

**Gabby:** We love hearing from you guys. We love you so much, so please keep commenting and connecting with us.

**Lindsay:** All right. So what are we getting into today Gabby?



- Gabby:** Today we're talking about the cost of avoiding risks. So a risk, right, is something that you don't want to take because it might be dangerous, right?
- Lindsay:** Yeah.
- Gabby:** Like (um), I don't know, it's risky to run because I might hurt my knees.
- Lindsay:** Yeah.
- Gabby:** So therefore, I shouldn't exercise, right?
- Lindsay:** Exactly. Well, no, actually no. You're wrong.
- Gabby:** I tricked you. But we're actually going to share some of our experiences with you guys today about when we confronted risk and we're really glad that we took a risk because it changed our lives for the better.
- Lindsay:** Right. And we really hope this will inspire you guys to go ahead and identify what those risks are in terms of your English that you're not taking and what the cost is of avoiding those risks.
- Gabby:** Yeah.
- Lindsay:** Okay.
- Gabby:** And, and our inspiration for this topic comes from an article by Seth Godin and we'll link to that article in the blog post for this episode.
- Lindsay:** Yep. So this article came out on January 9, 2014 from Seth. And so the, the question is, (you know), how much does it actually cost you to avoid the feeling of risk. That's the question that he asked you.





**Gabby:** (I mean) it's, it's a really interesting question because you might think that you'll be better off by avoiding anything dangerous, anything risky. Like for me personally, (um) several years ago, I had the opportunity to move to Japan, but (you know), my, my life in the US was pretty good. (You know), I had (um) I actually owned my own condo right.

**Lindsay:** Wow. Interesting.

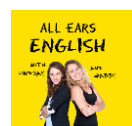
**Gabby:** Yeah. So I had that investment and I had a good job. (Um) I was teaching Spanish at a middle and high school. (Um) and life was pretty good. I had my friends, (you know), life was fine. So why would I take the risk of (like) leaving all of that and going to Japan?

**Lindsay:** Why did you?

**Gabby:** You know what. I wanted adventure and I wanted to grow as a teacher and as a person just see what's out there. Sometimes you don't know exactly what you're going to find. But you just want to see what's out there. So I sold my condo. I quit my job. (Um) and I said to my friends, "I'll see you soon."

**Lindsay:** Wow. That was brave!

**Gabby:** (Um) yeah and it was the right decision. (I mean) you worry about the risk, but really I learned so much (um), (you know) language, culture. I learned a lot from my job and my colleagues and I, I'm a different, better person for it.



**Lindsay:** And what would have been the cost of avoiding that risk, of staying home?

**Gabby:** Well, my life would've been fine. I wouldn't have had any problem per se. But I wouldn't be the same person I am now. I wouldn't have gained the skills that I can share with our listeners. (I mean) not to say, (you know), I'm so great and (you know) I'm... But, but really I feel like I have more to share now from my experience.

**Lindsay:** Absolutely. So you gotta (got to) listen to that sort of deeper voice inside of you.

**Gabby:** Yeah. What about you? I know Lindsay, you have some experience with travel and...

**Lindsay:** Yeah.

**Gabby:** ...taking risks.

**Lindsay:** Yeah. So I also had kind of deeper voice inside of me. I was living in New York. I'd found an amazing rent controlled apartment on the Upper East Side of Manhattan and that was something that you don't leave when you have that kind of (uh) affordable rent, affordable apartment. But I also had that deeper voice saying I needed to see Latin America. So I just decided to, (you know), get -- not sign my lease for the next year and just go. I took off and I traveled in Latin America for a year and I also wanted to learn Spanish. That was really important to me. (Um) and so I listened to that voice and I did it. But if I hadn't done it, I would've just kept living in that apartment in Manhattan. I still would probably be in that apartment now...

**Gabby:** Wow.



**Lindsay:** ...and I wouldn't be able to speak Spanish.

**Gabby:** Right.

**Lindsay:** (Um) I wouldn't have made amazing friendships and relationships in Latin America. And now that I'm back in the US, I can connect with people from those countries on a level that I never, (you know)...would have otherwise.

**Gabby:** It's life changing.

**Lindsay:** Yeah, absolutely.

**Gabby:** Yeah. So sometimes taking risks is for the better. And we just want to encourage you guys with your language learning, with your travels, and in your professional life to take some calculated risks.

**Lindsay:** Right and think about the cost of avoiding that risk.

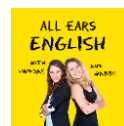
**Gabby:** Right.

**Lindsay:** Excellent. Thanks Gabby.

**Gabby:** Thanks Lindsay.

**[Instrumental]**

**Lindsay:** If you want to put your ears into English more often, be sure to subscribe to our podcast in iTunes on your computer or on your smartphone. Thanks so much for listening and see you next time.



---

## AEE Episode 83: How to Speak English at a Professional Event or a Party



**Lindsay:** This is an All Ears English Podcast, Episode 83: “How to Speak English at a Professional Event or a Party.”

### [Instrumental]

**Gabby:** Welcome to the All Ears English Podcast, where you’ll finally get real, native English conversation with your hosts, Lindsay McMahon, the ‘English Adventurer’ and Gabby Wallace, the ‘Language Angel,’ from Boston, USA.

In today’s episode, you’ll hear a handful of phrases that will make you sound *interested* in the person your speaking with and therefore make you a more *interesting* English speaker.



**[Instrumental]**

**Gabby:** Yo Lindsay. What's up?

**Lindsay:** Yo Gabby.

**Gabby:** Do people say "Yo" anymore?

**Lindsay:** No, I don't know.

**Gabby:** Not really.

**Lindsay:** No. It's a little bit 90s right?

**Gabby:** Little 90s.

**Lindsay:** That's okay.

**Gabby:** Actually (uh) last night I was driving home from a party and there was this 90s radio station on. It was so great.

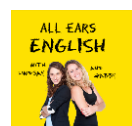
**Lindsay:** Awesome. The 90s were great, but the 80s were better.

**Gabby:** Um.

**Lindsay:** Okay we can debate about that.

**Gabby:** Yeah. That'll be a debate topic for later.

**Lindsay:** A different topic. Okay.



**Gabby:** But actually a lot of our listeners have been asking about music so if I can just real quickly insert some 90s music. If you're curious, look at Alanis Morissette.

**Lindsay:** Oh my goodness.

**Gabby:** (Um) who else? There was oh, oh. Who's the...?

**Lindsay:** Meatloaf.

**Gabby:** Yeah. Meatloaf.

**Lindsay:** Yeah.

**Gabby:** (Um) who did (like) Hotstepper and Bad Boys?

**Lindsay:** Oh, I can't remember.

**Gabby:** Well look for those songs. Super popular.

**Lindsay:** Fantastic.

**Gabby:** Super awesome. Okay. So anyway, that's not actually the topic of our, of our episode today. We wanted to talk about how to speak English at a professional event or a party because (um) well you guys, you've been asking about this too. (Um), so we have a quote that kind of is related, right?

**Lindsay:** Yeah.

**Gabby:** (Uh) by Albert Einstein. What's the quote Lindsay?

**Lindsay:** All right. So the quote is "Strive not to be a success, but rather to be of value."



- Gabby:** Okay. So what we want to emphasize here is to take the spotlight or the focus off of yourself. Don't worry about "Oh, am I successful?" And "Am I great?" "Are people liking me?"
- Lindsay:** Right. "Did I make a mistake?" Or "Did I say it correctly." No.
- Gabby:** Don't worry about that. Put the spotlight on other people by trying to help them and therefore you will be valuable to other people.
- Lindsay:** Right. And this can be done – today we're talking about how to do this at a party or a professional event. But this can also be done in a presentation as Carl mentioned (um)...
- Gabby:** In our Monday episode.
- Lindsay:** ...earlier this week, the importance of solving a problem for your audience
- Gabby:** Right.
- Lindsay:** But it can also be done at a party.
- Gabby:** Right. So I was talking with Lindsay, we were talking before we started recording this about (uh) how I went to a party last night and (um) was engaging in conversation (uh) with some, some men at the party and it just felt really awkward. There were some long pauses where I was kind of having to fill in the blanks or ask questions, but the way I did that (um) was to ask questions, (you know), to, to ask, (um) for example, "Are you enjoying the event? Are you enjoying the party?" (Um) (you know), "How are you doing? How is... how are your studies going?" (Um)...



**Lindsay:** Right. “What are you majoring in?” So you were at a college campus, right? So maybe you could ask, “What are you...?” Yeah, “What are you studying?” “Why did you choose to study that?”

**Gabby:** Yeah. Or in this situation (uh) of the party, “Oh, would you like something to drink?” So just figuring out how can you be helpful whether it’s something practical like getting the person a drink or something more conversational like listening, asking questions and then listening to the person, (you know), tell you about themselves.

**Lindsay:** Yeah. I think the key – I think this might be a quote from Dale Carnegie, but I’m not sure. The key here to remember is something I always try to keep in mind is that people love to talk about themselves, across cultures. I think it’s probably an international concept, isn’t it. It’s kind of...

**Gabby:** Absolutely.

**Lindsay:** ....pervades culture. Yeah. People like to talk about themselves, so just ask them about themselves.

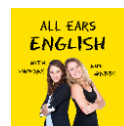
**Gabby:** Yeah.

**Lindsay:** That’ll make you feel less self-conscious and it’ll actually make the person think you’re extremely interesting. Ironically.

**Gabby:** Totally. It, it’s true. I’ve noticed this as well. So think about questions that you could ask (uh) the person about themselves. You could start off with “How are you?” No, no. “How *are* you?”

**Lindsay:** Right. Not the “How are you” like I’m fine.

**Gabby:** Exactly.





**Lindsay:** As we talked about in another episode.

**Gabby:** Exactly. The emphasis here is on “are”, “How *are* you?”

**Lindsay:** Yeah.

**Gabby:** Okay and then depending on the person, what you know about them, ask them about their studies, about their work, “How’s work? How’s school? How’s your family?” And, and think of this as being helpful to the other person.

**Lindsay:** Yeah. There are a lot of, there are a lot of questions that you could ask, but always come back to them.

**Gabby:** Right. Or (um) the environment where you are, maybe you don’t know the person very well. It’s your first time talking, so a more environmentfocused question like “Are you enjoying the event?”

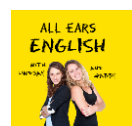
**Lindsay:** Or “What’s it like to go to school here?” Again, you’re at a college campus. “What’s it like to go to school here? What’s it like? What’s the atmosphere like? What are the students like?”

**Gabby:** That’s a good one. I should’ve asked that.

**Lindsay:** You should have.

**Gabby:** Where were you when I needed you?

**Lindsay:** I don’t know.



**Gabby:** Great. So those are some examples of questions you can use to be helpful to others, to listen to them, to not worry about yourself or your English or your mistakes, but to be of value to the people you're speaking with.

**Lindsay:** And if you do that, you'll see your English skills start to go through the roof. Because you'll be speaking. You won't be in the corner biting your nails or sweating...

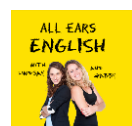
**Gabby:** Exactly.

**Lindsay:** ...because you're nervous. You'll be getting that experience speaking and that's what you want, is you want to practice.

**Gabby:** Yeah.

**Lindsay:** Right?

**Gabby:** Yeah. Totally.

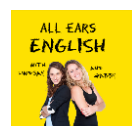


**Lindsay:**

Excellent.

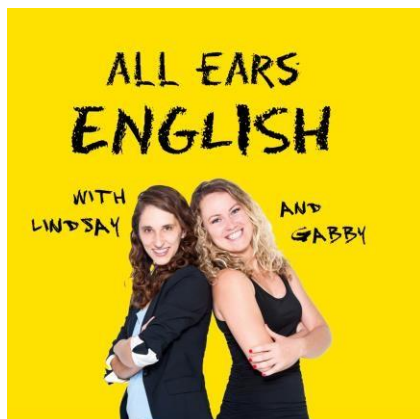
**[Instrumental]**

**Lindsay:** If you want to put your ears into English more often, be sure to subscribe to our podcast in iTunes on your computer or on your smartphone. Thanks so much for listening and see you next time.



---

## AEE Episode 84: Do You Know How to Be Happy? Learn 6 Idioms in English



**Lindsay:** This is an All Ears English Podcast, Episode 84: “Do You Know How to Be Happy?: 6 Idioms in American English.”

**[Instrumental]**

**Gabby:** Welcome to the All Ears English Podcast, where you’ll finally get real, native English conversation with your hosts, Lindsay McMahon, the ‘English Adventurer’ and Gabby Wallace, the ‘Language Angel,’ from Boston, USA.

**Lindsay:** In today’s episode, you’ll learn six idioms to talk about being happy *and* find out about one way that American culture is changing forever.

**[Instrumental]**

**Gabby:** Hey Lindsay.



**Lindsay:**

**Lindsay:** Hey Gabby.

**Gabby:** Why are you snapping?

**Lindsay:** Because I'm happy.

**Gabby:** Is it because you were listening to that new Pharrell song "Happy"?  
Yeah. Absolutely. So last night I listened to this song before bed and I was just so happy, I was just singing it in my head and I couldn't sleep.

**Gabby:** (Aw) that's such a good song. It really sticks in your head.

**Lindsay:** It really does. What is that about?

**Gabby:** I don't know. It's so catchy with the snapping and the upbeat tempo. I just, I can't stop.

**Lindsay:** I know.

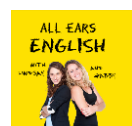
**Gabby:** So you guys, we're talking about a new song that came out late last year, early this year...

**Lindsay:** Yeah.

**Gabby:** ...by Pharrell Williams. It's called "Happy." It's been on the top of the Billboard charts in (like) 15 different countries. So you may or may not have already heard it, but we're really excited to talk about it today. Some of you guys have been asking us to talk about popular music and we thought this was a great pick and we can do a lot with it as far as sharing some idioms with you too about being happy. And in tomorrow's episode, 'Teaching Tuesday', we're going to talk about the lyrics and sharing what the lyrics from "Happy" mean. But...

**Lindsay:** Let's get into it.

**Gabby:** Yeah. Let's get into some idioms.



**Lindsay:** All right. So here's (here are) some idioms that use the word "happy."  
Here's one. "I'm a happy camper." If I say "I'm a happy camper" what am I saying? Am I actually going camping?

**Gabby:** No you're not. (Um) it's basically just that you're happy, (like) you're totally content. But it's just a more colorful way of saying you're happy.

**Lindsay:** Yeah, (like) you could say "That kid is a happy camper" when he has ice cream in his hand.

**Gabby:** Yeah, yeah. It just sounds nice. Another one is, let's see, (um) "Slap happy."

**Both:** "Slap happy."

**Gabby:** It's (like) really happy (like) hyper and excited.

**Lindsay:** Yeah. Sometimes when you're, you haven't slept a lot or something, you can become "slap happy."

**Gabby:** Get silly.

**Lindsay:** Yeah.

**Gabby:** Cool. What's another one?

**Lindsay:** Well "happy hour" of course is my favorite time of the day.

**Gabby:** "Happy hour." What is "happy hour"? Explain for us.

**Lindsay:** So "happy hour" is when drinks are available for a lower price at the bar, so...

**Gabby:** Usually it's like earlier in the evening because most people will go out later in the evening, although some people will go out after work and that's happy hour. Maybe from (like) 5-7.

**Lindsay:** Yeah, although, (you know) in Boston, I think "happy hour" doesn't exist.



**Lindsay:**

**Gabby:** Yeah, I don't know. I haven't been out in a while. But...

**Lindsay:** Yeah, that goes back to the puritanical (sort of) – we have some very strange, strict rules here in the city of Boston. But back in New York, (um) “happy hour” was alive and well.

**Gabby:** (Mm) yeah. In many places in the world it's alive and well. So another idiom with “happy” going back to feeling happy is “happy as a clam.”

**Lindsay:** When do you feel “happy as a clam”?

**Gabby:** Oh, “happy as a clam” if I just had (like) a really good meal (um), gosh, or if I had a good meal with friends then...

Yeah, that's even better.

**Gabby:** ...I'm “happy as a clam.”

**Lindsay:** Yeah. For me it's (um) when I'm at the beach on the weekend during the summer or maybe having a glass of wine with my family or something.

**Gabby:** Aw that sounds great.

**Lindsay:** That makes me “happy as a clam.”

**Gabby:** Nice. And another one that's also about feeling happy is “happy-go-lucky.”

**Lindsay:** Yeah, somebody who's “happy-go-lucky” feels happy or appears to be happy all the time.

**Gabby:** Yeah, (like) no matter what happens right...?

**Lindsay:** Yeah.

**Gabby:** ...they're always looking at the positive.



**Lindsay:** Right. Looking on the bright side. They (um), they have a positive outlook towards life and that (kind of) leads us to into (like) an interesting question. So it seems like -- this video's really interesting because I think in American culture, we really look for, (um) -- in the past it seems like Americans have been striving for happiness in material things (like) fashion, clothing, cars, the beautiful house....

**Gabby:** But people are getting sick of that.

**Lindsay:** But things are changing...

**Gabby:** Yeah.

**Lindsay:** ...just seeing this video. Normally you would see (like) a Hip-hop rap video with a guy with lots of bling. What's "bling"?

**Gabby:** "Bling" like gold chains...

**Lindsay:** Gold teeth, in the car.

**Gabby:** ...diamonds, gold teeth.

**Lindsay:** (You know) the car's bouncing, a convertible Mercedes Benz, the BMW...

**Gabby:** (Like) really (uh) luxurious clothing, like name brands (um)...

**Lindsay:** Right. Champagne, Cristal, whatever they call it.

**Gabby:** Maybe he's on his own private jet.

**Lindsay:** Yeah. So that's what you see all the time. And this is something new where -- these guys aren't wearing fancy jewelry.

**Gabby:** Right, you're talking about in the "Happy" video.

**Lindsay:** In the video,





**Lindsay:**

**Gabby:**

Yeah, it's just simple. Actually it's great if you guys can, can come to our website and look at the video. We embedded it in the blog post so that you can just see it shows a great cross-section of Americans. There's (there are) (you know) young, old, (you know) (uh) what students, (um) like every kind of....

**Lindsay:** Overweight people, skinny people....

**Gabby:** Different colors.

**Lindsay:** ...colors.

**Gabby:** Yeah. It's really cool just seeing normal people.

**Lindsay:**

Absolutely, yeah. I think this is something that's happening here in the US. (I mean), I personally, I study Buddhism, so I think about this stuff a lot and one of the core philosophies of the Buddha was that happiness is inside of you and the key is just finding – getting in touch with that. (Um) and I see more people (you know), just thinking about this on different levels here in the US...

**Gabby:** Yeah.

**Lindsay:** ...and the world I think. I don't know. What do you think, Gabby?



**Gabby:** I agree. I think that people have found that happiness doesn't come with material possessions, even if you have a lot of things that are fun, or nice to look at, it doesn't necessarily make you happy. So...

**Lindsay:** Yeah.

**Gabby:** ...I think (you know) this, this is a nice chance to add in our, our sixth idiom, which is "to strike a happy medium," which means, yeah, it's fun to have material things that you like, but it's not going to bring you happiness, so you have to strike a happy medium between, (you know), being happy inside and being happy with your, (I guess) material position, (uh) possessions (on the) outside.

**Lindsay:** Yeah. Totally. And I think it'll be really interesting to see what happens in the next 20 or 30 years because our economy, it's so powered on the idea that happiness is outside of you and that you have to go and buy the makeup, buy the dress, buy the jewelry to actually be happy. And when people start to realize that that's not totally true, what's going to happen to the economy in the US, or the world?

**Gabby:** (Ooh).

**Lindsay:** I don't know, but it'll be interesting.

**Gabby:** I'm not going to invest in bling.

**Lindsay:** I don't have any bling.

**Gabby:** So, yeah we had a lot of idioms in this lesson today, (um), six different ones. So if you just want to listen again, you can catch those, all different ways to say you're happy and then a couple of ones using the word "happy" (um) "happy hour" or (um) "to strike a happy medium."



**Lindsay:** Yeah and come back tomorrow to (uh) find out what Pharrell Williams is actually saying in this song.

**[Instrumental]**

**Gabby:** Hey Lindsay. I heard that (um) one of your students was talking about the transcripts.

**Lindsay:** Yeah. So (um) a student of mine in Spain was saying that he is really a visual learner, so he needs to not only listen to All Ears English every day, but he also needs to see the words.

**Gabby:** Yeah, that's really helpful, I think, for a lot of people to read as they listen. So yeah, we wanted to remind you that we have the transcripts available at our website, [www.allearsenglish.com/conversations](http://www.allearsenglish.com/conversations). And the transcripts are just the text of what you're hearing.

**Lindsay:** Yeah. Just every word that we're saying spelled out for you. So there are no secrets. You'll know exactly what you're saying, we're saying. So come on over.

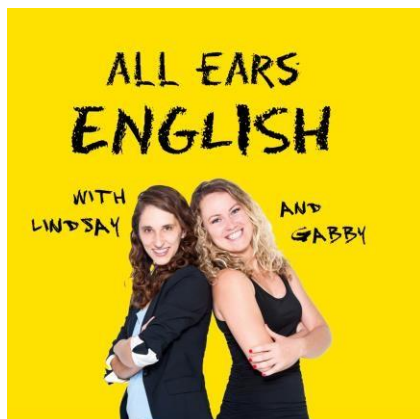
**[Instrumental]**

**Lindsay:** If you want to put your ears into English more often, be sure to subscribe to our podcast in iTunes on your computer or on your smartphone. Thanks so much for listening and see you next time.



---

## AEE Episode 85: What Happiness Means to American Hip-Hop Artist Pharrell



**Lindsay:** This is an All Ears English Podcast, Episode 85: “What Happiness Means to American Hip-Hop Artist Pharrell.”

### [Instrumental]

**Gabby:** Welcome to the All Ears English Podcast, where you’ll finally get real, native English conversation with your hosts, Lindsay McMahon, the ‘English Adventurer’ and Gabby Wallace, the ‘Language Angel,’ from Boston, USA.

**Gabby:** In this episode, we’ll tune in to the real meaning behind Pharrell’s song, “Happy.”



**[Instrumental]**

**Gabby:** Hey, what's up Lindsay?

**Lindsay:** Hello, hello, hello.

**Gabby:** Doing good?

**Lindsay:** I'm doing fine.

**Gabby:** Awesome. So today, 'Teaching Tuesday,' we're talking about a great song by Hip-hop artist Pharrell. He is really popular these days with his song "Happy." And we're going to break down the lyrics from the chorus like you guys have been asking us to do with popular music and just talk about the meaning, and (uh) yeah just what, what the artist is talking about. So the chorus.

**Lindsay:** Yeah, so it starts "Because I'm happy."

**Gabby:** "Because I'm happy." All right. Then "clap along if you feel like a room without a roof."

**Lindsay:** Well, first of all, what does "clap along" mean?

**Gabby:** [claps hands]

**Lindsay:** Just like that?

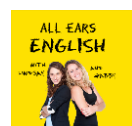
**Gabby:** Yeah. Put your hands together.

**Lindsay:** Clap with someone else, right. It's the same as (um) (you know) sing along. Let's sing along, let's come along, follow me.

**Gabby:** Right.



- Lindsay:** So when you add “along” after a verb, it means “do this with me.”
- Gabby:** Yeah. Yeah. Perfect, yeah. “If you feel like a room without a roof.” So...
- Lindsay:** Whoa! Imagine if this room didn’t have a roof.
- Gabby:** Yeah. What a cool analogy or comparison. (Like) you could just go through the roof...
- Lindsay:** Through the roof...
- Gabby:** ...you’re so happy.
- Lindsay:** ...you’re so happy. That’s so cool.
- Gabby:** There’s nothing containing you. You’re on top. Yeah, your happiness is just – oh it’s just...
- Lindsay:** There’s no limit.
- Gabby:** Yeah, no limit.
- Lindsay:** Yeah.
- Gabby:** I like that. Okay and “because I’m happy, clap along if you feel like happiness is the truth.”
- Lindsay:** Yeah. He’s really getting to the....
- Gabby:** That’s deep.
- Lindsay:** ...core of things here.
- Gabby:** Yeah.



**Lindsay:** I think it's very Buddhist, (you know).

**Gabby:** Yeah.

**Lindsay:** It's very, it's very – I don't know, just this idea that maybe happiness is the truth of life, right.

**Gabby:** It's your true essence, as you were saying before, yeah. "Because I'm happy, clap along if you know what happiness is to you." That's good, right?

**Lindsay:** (Um) very cool.

**Gabby:** (I mean) that's a great line because he's kind of (um) giving us some incentive to figure out what makes you happy, right?

**Lindsay:** Yeah, some freedom to think about it, (you know).

**Gabby:** Yeah. "Because I'm happy, clap along because you feel like that's what you wanna do."

**Lindsay:** And "I wanna" is of course...

**Both:** "Want to."

**Lindsay:** Right. We know that.

**Gabby:** Yeah. So yeah, if you, if you want to be happy, if you want to clap along, go ahead, you have the freedom to do it. And it's a really fun and catchy chorus.

**Lindsay:** Yeah, you have the freedom to define happiness as you, as you see fit.



**Gabby:** Yeah. I really like this song. It really gets, it gets caught in your, in your head and (um) it's just fun to listen to. It gives you some good energy and now that you know what it's about, I think you can really get into the song.

**Lindsay:** Definitely.

**Gabby:** Yeah.

**Lindsay:** So we want to have them repeat the phrases, have our listeners repeat the phrases?

**Gabby:** Yeah. Yeah. Let's do it. And also this is a great way to practice your English, right? When you know the lyrics to a song and you sing along as you listen.

**Lindsay:** Yeah.

**Gabby:** Okay, so repeat "Because I'm happy..." "Clap along if you feel like a room without a roof."

**Lindsay:** Yeah. "Clap along if you feel like happiness is the truth."

**Gabby:** "Clap along if you know what happiness is to you."

**Lindsay:** Nice. Last one, "Clap along if you feel like that's what you wanna (want to) do."

**Gabby:** Great. That's a fun song. I love listening to it.

**Lindsay:** It's really cool.

**Gabby:** So we're gonna (going to), we're gonna (going to) embed the video in our, our site for this (um), this episode for this blog post. So...

**Lindsay:** Yeah.





**Gabby:** ...come on over to [allearsenglish.com](http://allearsenglish.com), you can find the song there.

**Lindsay:** Have fun with it guys. Thanks for listening.

**[Instrumental]**

**Gabby:** Hey Lindsay. I heard that (um) one of your students was talking about the transcripts.

**Lindsay:** Yeah. So (um) a student of mine in Spain was saying that he is really a visual learner, so he needs to not only listen to All Ears English every day, but he also needs to see the words.

**Gabby:** Yeah, that's really helpful, I think, for a lot of people to read as they listen. So yeah, we wanted to remind you that we have the transcripts available at our website, [www.allearsenglish.com/conversations](http://www.allearsenglish.com/conversations). And the transcripts are just the text of what you're hearing.

**Lindsay:** Yeah. Just every word that we're saying spelled out for you. So there are no secrets. You'll know exactly what you're saying, we're saying. So come on over.

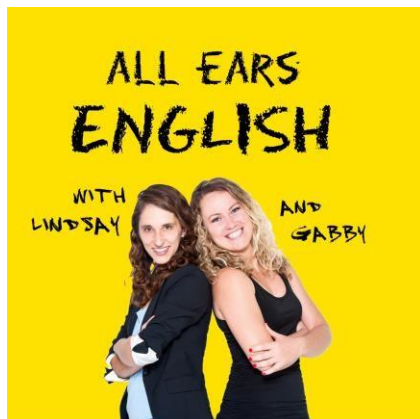
**[Instrumental]**

**Lindsay:** If you want to put your ears into English more often, be sure to subscribe to our podcast in iTunes on your computer or on your smartphone. Thanks so much for listening and see you next time.

---

AEE Episode 86: Why You Need a Vision Board to Achieve Your English Goals





**Lindsay:** This is an All Ears English Podcast, Episode 86: “Why You Need a Vision Board to Achieve Your English Goals.”

**Gabby:** Welcome to the All Ears English Podcast, where you’ll finally get real, native English conversation with your hosts, Lindsay McMahan, the ‘English Adventurer’ and Gabby Wallace, the ‘Language Angel,’ from Boston, USA.

**Lindsay:** In this episode, you’ll learn about a visual and artistic way to reach your English goals.

**[Instrumental]**

**Gabby:** Hey Lindsay. How’s it going?

**Lindsay:** All right Gabby. How ‘bout (about) you?

**Gabby:** Doing well, thank you.

**Lindsay:** Excellent. I’m glad to hear it.



**Gabby:** Yeah. So (in) today's episode, our 'Wisdom Wednesday', we want to share with our listeners, with you guys (um), what, what is a vision board or what a vision board is and how you can use it to achieve your English goals.

**Lindsay:** Nice topic.

**Gabby:** Yeah. So I learned about vision boards, (um), from, from a co-worker of mine, who, (you know), she's a life coach, she's an English teacher (um) and she told me about this idea where you create a visual. (Um) it could be as big or as small as you want. It could be (like) a poster, could be a piece of paper. (Um) you can draw, you can paint, you can cut out pictures from magazines. You have a lot of options obviously. (Um) so you take your goals and you put them into a visual format. So (you know), for example, if one of my goals is to take a vacation next winter, (um), I would cut out pictures of where I want to go. Maybe I want to go to France, so I would cut out a picture of the Eiffel Tower (um) and (uh) put that on my vision board.

**Lindsay:** Awesome.

**Gabby:** Yeah. So that's just one example right? And (um) I think it, it works well with concrete items like taking a vacation, but it could also work well with more intangible items, (like) I want to fall in love, (like), maybe putting (um), (you know) a visual of the kind of person you're looking for, (you know) -- not that it's all about looks.

**Lindsay:** Right.

**Gabby:** But, (um), (you know), someone with a big heart, so you draw a big heart.



**Lindsay:** Yeah. Or just to get in a certain mindset, I really like to (um) take quotes. (I mean) we do a lot of quotes on this show.

**Gabby:** Yeah.

**Lindsay:** But my, in my, my space, I like to have quotes of people I admire and their (um) kind of philosophies because I want to take that on as part of my philosophy. So that could also be part of your vision board – having quotes.

**Gabby:** Oooh Absolutely. Yeah. Yeah, I love your vision board that you have with the quotes on it. That's really cool. And so the idea is to have your vision board in a place that is visible so that you look at it every day. (You know) it doesn't have to be in a public place, 'cause (because) you might feel like these are really personal desires. (Um) you could even have it online. I know there are websites for creating vision boards now. (Um) so you don't have to make a physical one. Maybe you, you don't like painting, or cutting out pictures or something. (Um) so you don't have to do that, but (um) make it in a place where you save it, you make it visible and it will remind you of your goals that you want to achieve.

**Lindsay:** Yeah. So for an English student, for our listeners, what are some examples, (uh) very tangible examples of what they would put on the vision board. I'm, I'm thinking for example, if you want to spend a year in New York and work (uh) here, maybe a picture of the Empire State Building...

**Gabby:** Yeah.

**Lindsay:** ...or you're working in an English speaking company.



**Gabby:** Yeah, exactly. (Like) (um) work-related, last week, we had (um) presentation expert Carl Kwan on our show and he was talking about, (you know), ways to make your presentations better so maybe you could find a picture of someone giving a presentation (um) or draw it, (you know). And, and that would – yeah that would just remind you to work on your presentation skills or to, (you know) work on that specific presentation that you have coming up.

**Lindsay:** Yeah or just something a little bit more (um) of a past time if you have a dream of taking a road trip across the US which is a very common (uh) thing that people like to do when they come here. Have a picture of you in a, in a car going across the US. That sounds awesome to me.

**Gabby:** Fun. Totally. Totally. You should have some fun things on the vision board, for sure.

**Lindsay:** (Mm-hm). Not all business.

**Gabby:** Yeah. Yeah. I love that idea. And so you can use the vision board for really any goal that you have, (um) and again, customize it for you. You can just, you can have quotes, you can write words, you can have pictures. (Um) but put it somewhere visible where it will be inspiring you every day so you don't forget about your goals and, and let those (kind of) day-to-day (um), can I say annoyances, occurrences....

**Lindsay:** Yeah.

**Gabby:** ...take away all your time (uh) before working on your goals. So, yeah.

**Lindsay:** Yeah, you've got to keep that vision in mind.



**Gabby:** Yeah. If you, if you keep your vision board visible, then it's more likely you'll make your goal a priority. Right?

**Lindsay:** Nice idea. Thanks for bringing this up.

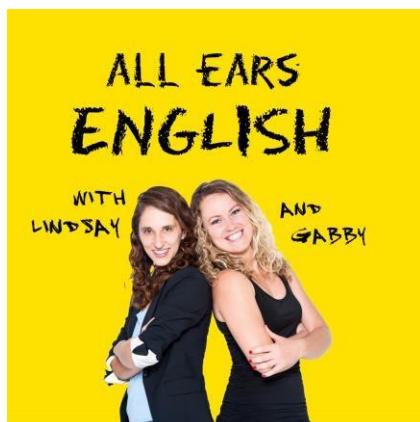
**Gabby:** Yeah, yeah, no problem.

**[Instrumental]**

**Lindsay:** If you want to put your ears into English more often, be sure to subscribe to our podcast in iTunes on your computer or on your smartphone. Thanks so much for listening and see you next time.

---

## AEE Episode 87: How Living in a Home Stay or International House Can Help Your English



**Lindsay:** This is an All Ears English Podcast, Episode 87: “How Living in a Home Stay or International House Can Help Your English.”

**[Instrumental]**

**Gabby:** Welcome to the All Ears English Podcast, where you’ll finally get real, native English conversation with your hosts, Lindsay McMahon, the ‘English Adventurer’ and Gabby Wallace, the ‘Language Angel,’ from Boston, USA.

Hey guys in this episode, you’re going to hear from Lindsay about how she lived in an international home and how it really helped her to learn her target language, Spanish, and you’ll learn how living in a similar situation can help your English.

**[Instrumental]**

**Lindsay:** Hello Gabby.

**Gabby:** Hey Lindsay. What’s happening?

**Lindsay:** How (are) you doing today?

**Gabby:** I’m good. It’s warming up a little bit.

**Lindsay:** A little bit

**Gabby:** I’m happy, I’m happy about that.

**Lindsay:** Yeah, you’re happy. Okay. Very good.

**Gabby:** “Happy.” Get it? Remember our lesson?

**Lindsay:** I get it.



**Gabby:** Remember our episode on Monday and Tuesday?

**Lindsay:** Yeah. I'm still feeling the happy glow after that.

**Gabby:** Cool. Yeah today we're talking about something different, right.

**Lindsay:** Yeah. But before we get into it, I want to start by just thanking just some of our reviewers.

**Gabby:** Because we're so happy about our reviewers.

**Lindsay:** Yeah. And we just want to say "Thank you so much for leaving these reviews." Let's start with (um) some views from the Italian iTunes store. We want to say "Thank You" to Mnnt76, Fuffy 28, Liverpool, MardiGras28, JianLucaRizzeto, Roy345. Thanks also to Giuseppe for being a loyal listener to All Ears English. Thanks guys. If you haven't left a review yet, please go ahead on over to your iTunes store and leave us a review so we can keep All Ears English going, keep it up in the rankings and let us continue to provide awesome content for you guys. Let's build our community.

**Gabby:** Yeah, we listen and we love it. All right, so today we want to talk about how living in a home stay or international house can help your English. (Um) we've had some experience with this. We've also had listeners, students asking about this, so we think it's a good topic for today. (Um) we also have a quote that we wanna (want to) introduce.

**Lindsay:** Yeah, let's start out with the quote. Do you want to read that Gabby?

**Gabby:** Sure. So Christopher Columbus said, "You can never cross the ocean until you have the courage to lose sight of the shore." So the shore is the land, right? And when, when you're in a boat like Christopher Columbus was, (um), you're sailing away from the land, you're sailing into the ocean, the





huge, big, wide ocean and eventually, all you're going to be able to see is water and that's a little scary 'cause (because) you don't know when you're going to hit land.

**Lindsay:** Yeah, there's no turning back.

**Gabby:** No turning back right?

**Lindsay:** Yeah.

**Gabby:** Yeah. So we want to relate this to your English learning, right? Sometimes you have to lose sight of land, or the shore or your, your native language...

**Lindsay:** Yeah.

**Gabby:** ...native culture.

**Lindsay:** Absolutely. And I can give a good example of how I tried to do this when I was learning Spanish. I spent three months -- I spent a year backpacking through Latin American and stayed in Argentina for three months, specifically in Buenos Aires and I ended up...

**Gabby:** Awesome.

**Lindsay:** ...(um) I really knew that I needed to live in a Spanish-speaking house to really take my Spanish to the next level. There was no doubt about that. I didn't want to live in a hostel where everyone was speaking English. So I went out, I found a house in Palermo Viejo, and a nice little home with (um) two Italian students, two French students, (uh), there was myself and another American student and I think (uh) an Argentine guy. And, (you know), the six or seven of us lived together. We had dinners together and the language of the house was Spanish. When I moved in and I interviewed for the room, they said "We don't speak English here." And...



**Gabby:** Que Bueno (that's good).

**Lindsay:** Yeah, buenisimo (that's very good). So it really helped a lot. (Um) after three months of living with those guys, I was much more comfortable in Spanish. It made a huge difference. So I allowed myself to lose sight of the shore by diving in and just giving myself no other option, but to live in Spanish.

**Gabby:** Yeah. Literally immersing yourself in the ocean of Spanish.

**Lindsay:** And it wasn't so scary. (I mean) people were nice.

**Gabby:** Right.

**Lindsay:** (You know), (I mean) in the end, people are people.

**Gabby:** Well, and I like that (uh) situation, living in an international house or a home stay with other international students because, (you know), to use kind of a pun with, (you know), Christopher Columbus, you're in the same boat, right? You're in the same situation, right? You all want to learn Spanish or you all want to learn a certain language. So you're all in the same boat. (Um) you want to help each other and, (you know), as long as your, your roommates (um) are, (you know), on the same page, they want to learn the language, it's a really great bonding experience, right?

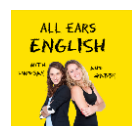
**Lindsay:** Yeah. So think about what you can do. So if you're here in Boston or in New York or in LA, or San Francisco and you're here to learn English, if that's your primary goal, think about finding a homestay, (um) finding just an international apartment where your roommates are from here or other international students.



**Gabby:** Yeah. Yeah (I mean) even if you're in the US living with family (um) -- I, I'm working with a student now who's living with family and he really, really wants to spend more time with English speakers, so he decided to stay with a homestay family and three other international students for a few weeks.

**Lindsay:** Cool. That's a good option.

**Gabby:** Yeah, yeah. So I really admire that because it is brave. It's, it's really, (you know), leaving the shore behind and going into uncharted territories. I'm sorry. So many puns. I'm on a roll. (Um) yeah, but it's just, it's a great way to immerse yourself in language.



All right. So good luck guys if you decide to go for the international living situation and (uh) lose sight of the shore.

**Gabby:** Yeah.

**[Instrumental]**

**Lindsay:** If you want to put your ears into English more often, be sure to subscribe to our podcast in iTunes on your computer or on your smartphone. Thanks so much for listening and see you next time.

